


(No Model.)

J. H. BOOTH.  
MUSTACHE HOLDER.

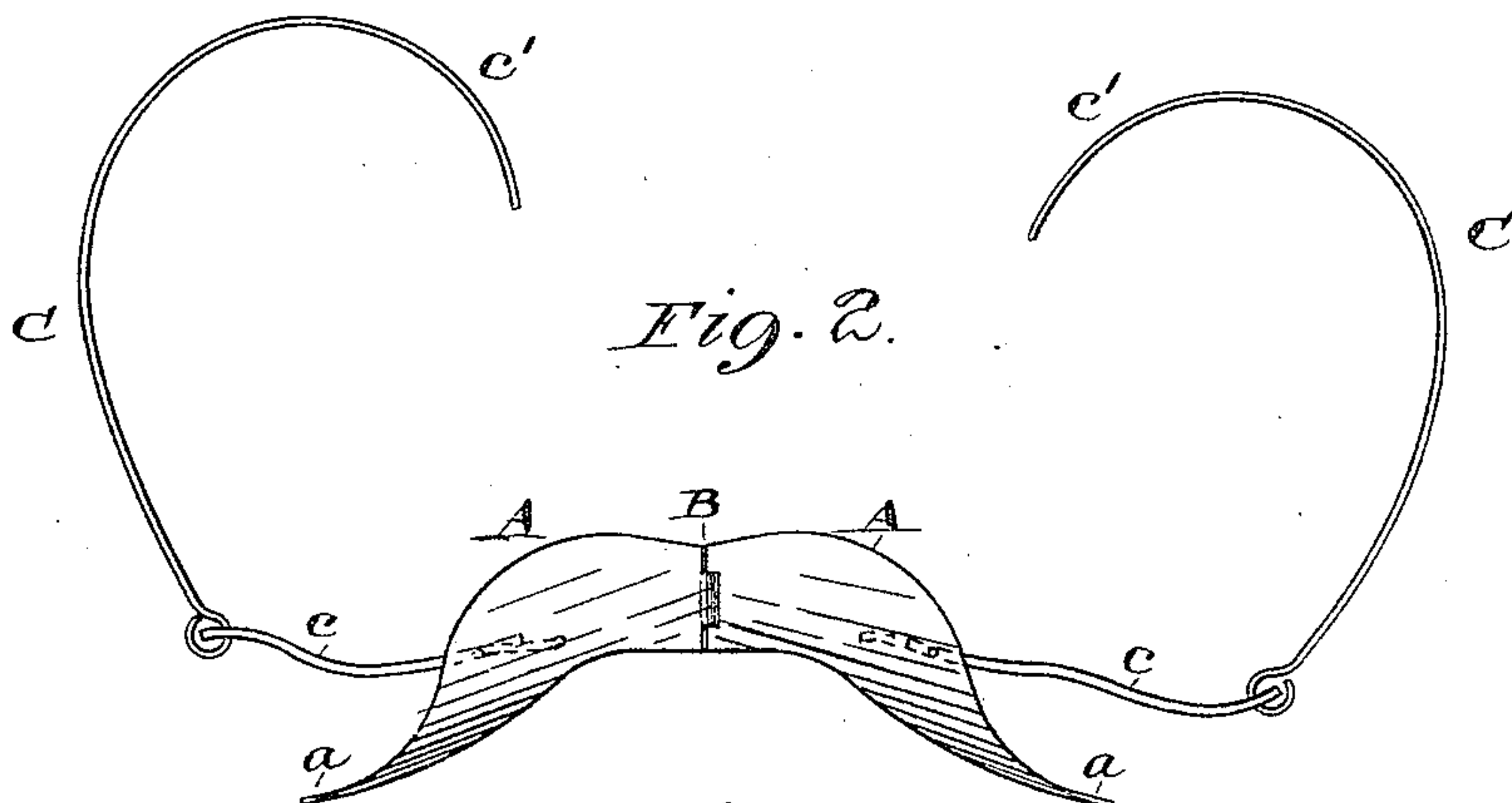
No. 438,055.

Patented Oct. 7, 1890.

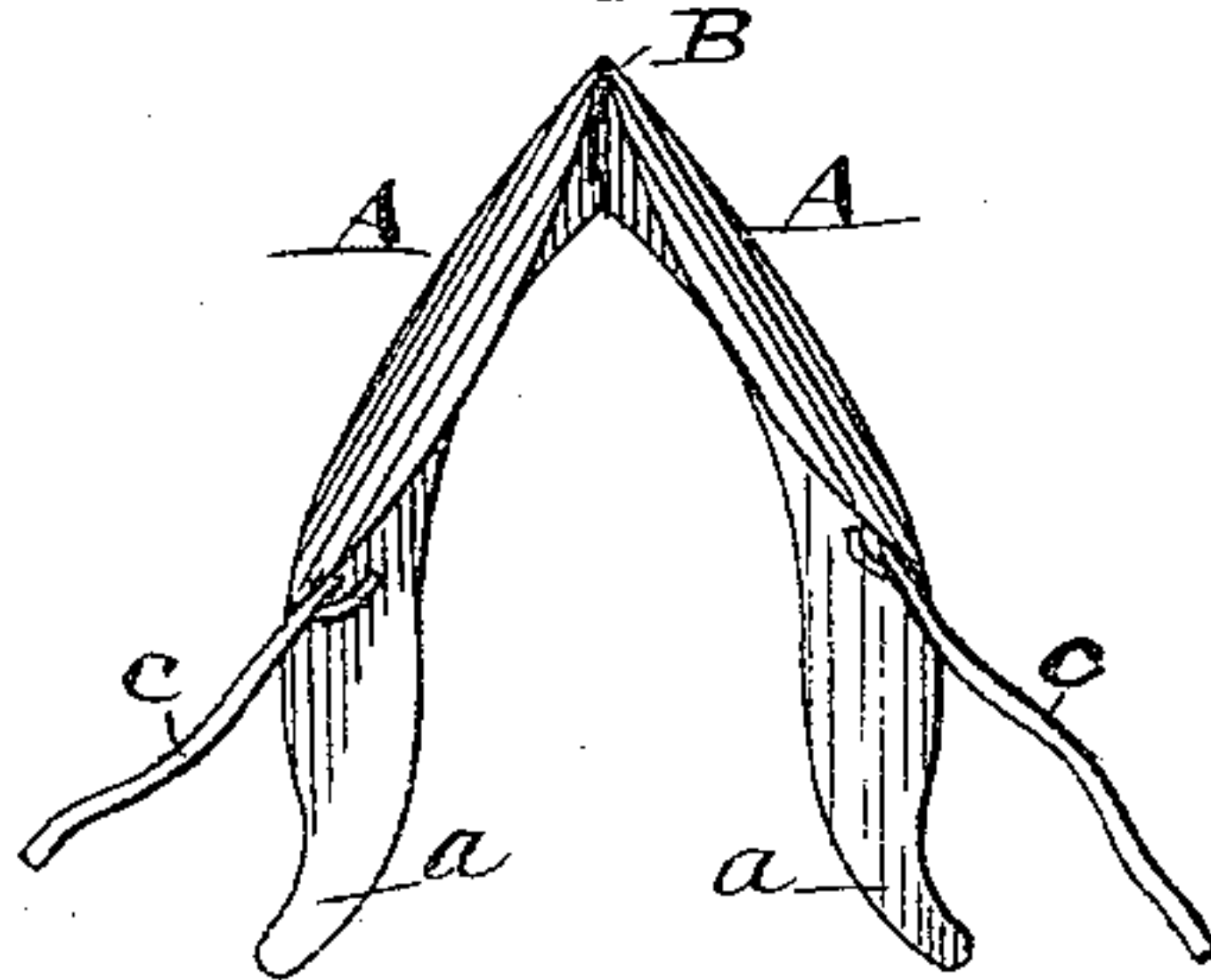
*Fig. 1.*



*Fig. 2.*



*Fig. 3.*



WITNESSES  
A. F. Rye  
M. L. Levy

INVENTOR  
John H. Booth  
by E. D. Moody  
att'y

# UNITED STATES PATENT OFFICE.

JOHN H. BOOTH, OF ALTON, ILLINOIS.

## MUSTACHE-HOLDER.

SPECIFICATION forming part of Letters Patent No. 438,055, dated October 7, 1890.

Application filed April 24, 1890. Serial No. 349,218. (No model.)

*To all whom it may concern:*

Be it known that I, JOHN H. BOOTH, of Alton, Illinois, have made a new and useful Improvement in Mustache-Holders, of which the following is a full, clear, and exact description.

The improvement, when fully carried out, consists, substantially, in a holder jointed centrally, so that its parts can turn horizontally upon each other, and adapted to be applied to the face of the wearer, so as to withdraw the mustache away from in front of the mouth, by means of elastic connections leading backward and secured to the ears in a manner analogous to the use of hooked spectacle-templates, all substantially as hereinafter set forth and claimed, aided by the annexed drawings, making part of this specification, in which—

Figure 1 is a view illustrating the improvement in position; Fig. 2, a plan of the improved holder, and Fig. 3 a plan of the holder folded. The last two views are upon an enlarged scale.

The same letters of reference denote the same parts.

A A represent two similar parts hinged together at B, and unitedly forming a thin plate shaped to conform to the average mustache, so that when the device is drawn backward toward the face the mustache is gathered behind the parts A A and held away from the lips. To this end, and as the most desirable shape, the central portion of the device is extended substantially horizontally, and is slightly convex outwardly and the device terminates in downwardly and outwardly extended points *a a*, which curve spirally backward to act upon the corners of the mustache.

C C represent the connections for holding the parts A A in place. They consist of an elastic portion *c* and a hook *c'*, the portion *c* at one end being connected with the part A and at the other end with the hook *c'*, which in turn is adapted to be hooked onto the ear D of the wearer of the improved holder. The hook, as compared with the portion *c*, is substantially inelastic.

The hinge B is useful in that it enables the person in applying the holder to first fold the parts A A outward and then press the central portion of the holder against the mustache, and afterward to fold the parts A A in the opposite direction, and thereby apply the holder to advantage to the mustache, and the elastic element of the connections C C enables the holder to be drawn closely to the face without causing discomfort.

I claim—

The combination of the two similar parts A, each shaped to conform to the mustache and hinged together at B, with the connections C for holding the parts A in place, one portion *c* of each being elastic and attached to one of the parts A and the other end *c'* of each hooked and adapted to fit onto the ear, substantially as described.

Witness my hand this 17th day of April, 1890.

JOHN H. BOOTH.

Witnesses:

A. G. RADECKE,  
IRWIN B. RANDLE.