

(No Model.)

J. McKEE, Jr.
FENCE POST.

No. 436,539.

Patented Sept. 16, 1890.

Fig. 1.

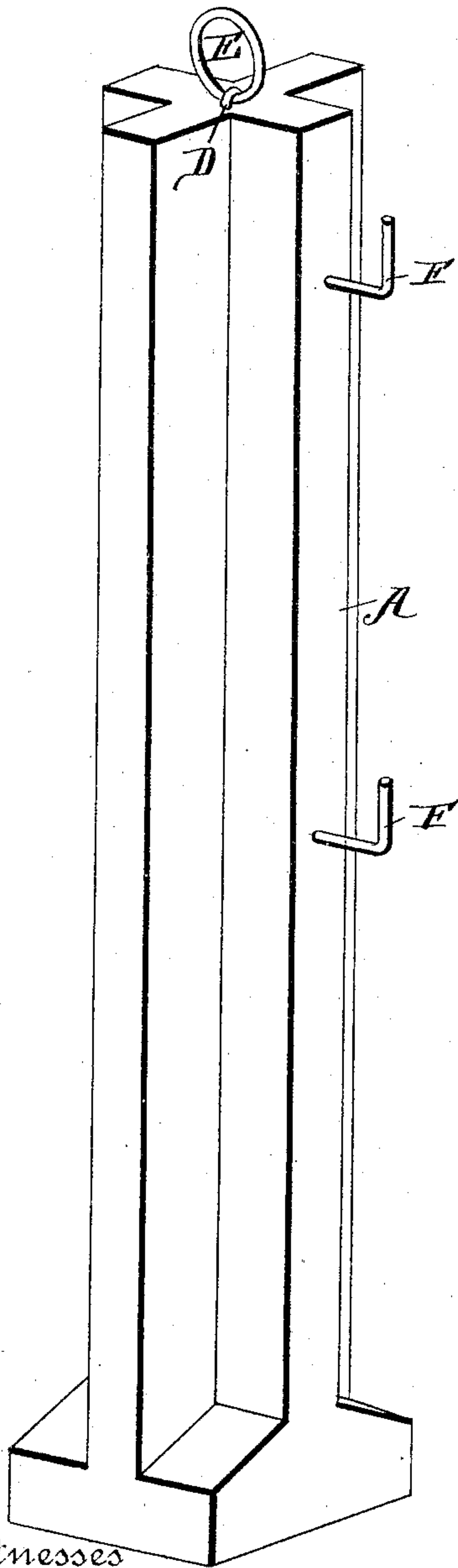


Fig. 2.

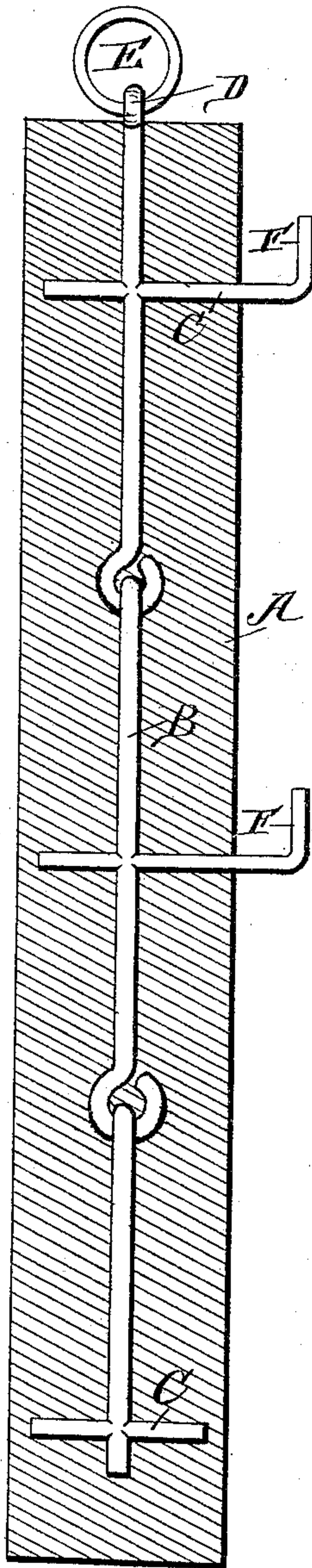
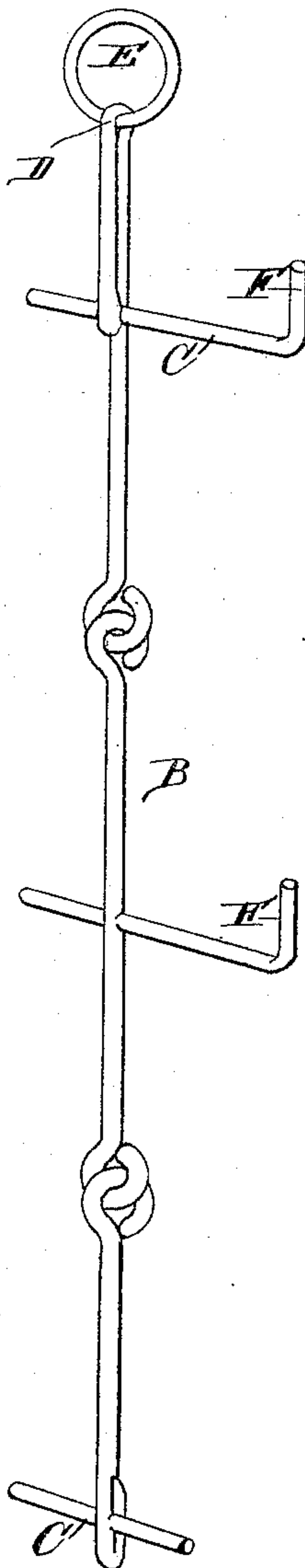


Fig. 3.



Witnesses

Henry G. Dieterich
R. H. Bishop.

Inventor
John McKee Jr.

By his Attorneys

C. Snow & Co.

UNITED STATES PATENT OFFICE.

JOHN MCKEE, JR., OF NILES, OHIO.

FENCE-POST.

SPECIFICATION forming part of Letters Patent No. 436,539, dated September 16, 1890.

Application filed February 13, 1889. Serial No. 299,768. (No model.)

To all whom it may concern:

Be it known that I, JOHN MCKEE, Jr., a citizen of the United States, residing at Niles, in the county of Trumbull and State of Ohio, have invented a new and useful Improvement in Hitching or Fence Posts, of which the following is a specification.

My invention relates to improvements in posts; and it consists in certain novel features hereinafter described and claimed.

In the accompanying drawings, Figure 1 is a perspective view of a fence-post embodying my invention. Fig. 2 is a vertical longitudinal section of the same. Fig. 3 is a detail perspective view of the central link-rod.

Referring to the drawings by letter, A designates a fence or hitching post, which is made of artificial stone or concrete, and B is a central metallic rod composed of a series of sections linked together, and which is secured longitudinally in the post and is provided at its ends with the cross-bars C and at its upper extremity with the eye or loop D, which projects above the end of the concrete and carries the hitching-ring E. Between its ends the central metallic link-rod is provided with additional cross-bars F, the ends of which project beyond the concrete and are bent upward to form pintles for the gate or supports for the fence-rails.

In practice the metallic link-rods are drawn to as high a tension as possible, and while in said extended state the concrete is placed around the same and given the form desired, and left to dry. When the concrete has set, the link-rods will be secured within the post very securely, so that they cannot be withdrawn, and so as to lend additional strength

to the post. If the post is very large or additional strength is required, two or more link-rods may be embedded in the post, and the said link-rods may be connected together.

The ring E is designed to receive the hitching-strap and so permit the post to be used as a hitching-post. The ring may, if desired, be secured at the ends of the cross-bars C, and if so desired either the ring or the projecting cross-bars may be dispensed with, so that the posts can be used entirely as a fence-post or a hitching-post.

My improved post is very strong and durable, and its advantages are thought to be obvious.

Having thus described my invention, what I claim, and desire to secure by Letters Patent, is—

The improved post herein described and shown, consisting of a continuous non-sectional concrete body, a metallic link rod or core embedded therein and extending the entire length of the same and having its upper end projecting above the upper end of the body and doubled on itself to form a loop, the ring secured in said loop, and the series of cross-bars formed integral with the links of the core and having their ends projecting through the side of the body and bent upward, substantially as specified.

In testimony that I claim the foregoing as my own I have hereto affixed my signature in presence of two witnesses.

JOHN MCKEE, JR.

Witnesses:

GEORGE P. HUNTER,
L. W. VIETS.