

(No Model.)

C. F. W. KOEHLER.
COMBINED KNIFE AND ERASER.

No. 435,543.

Patented Sept. 2, 1890.

Fig. 1.

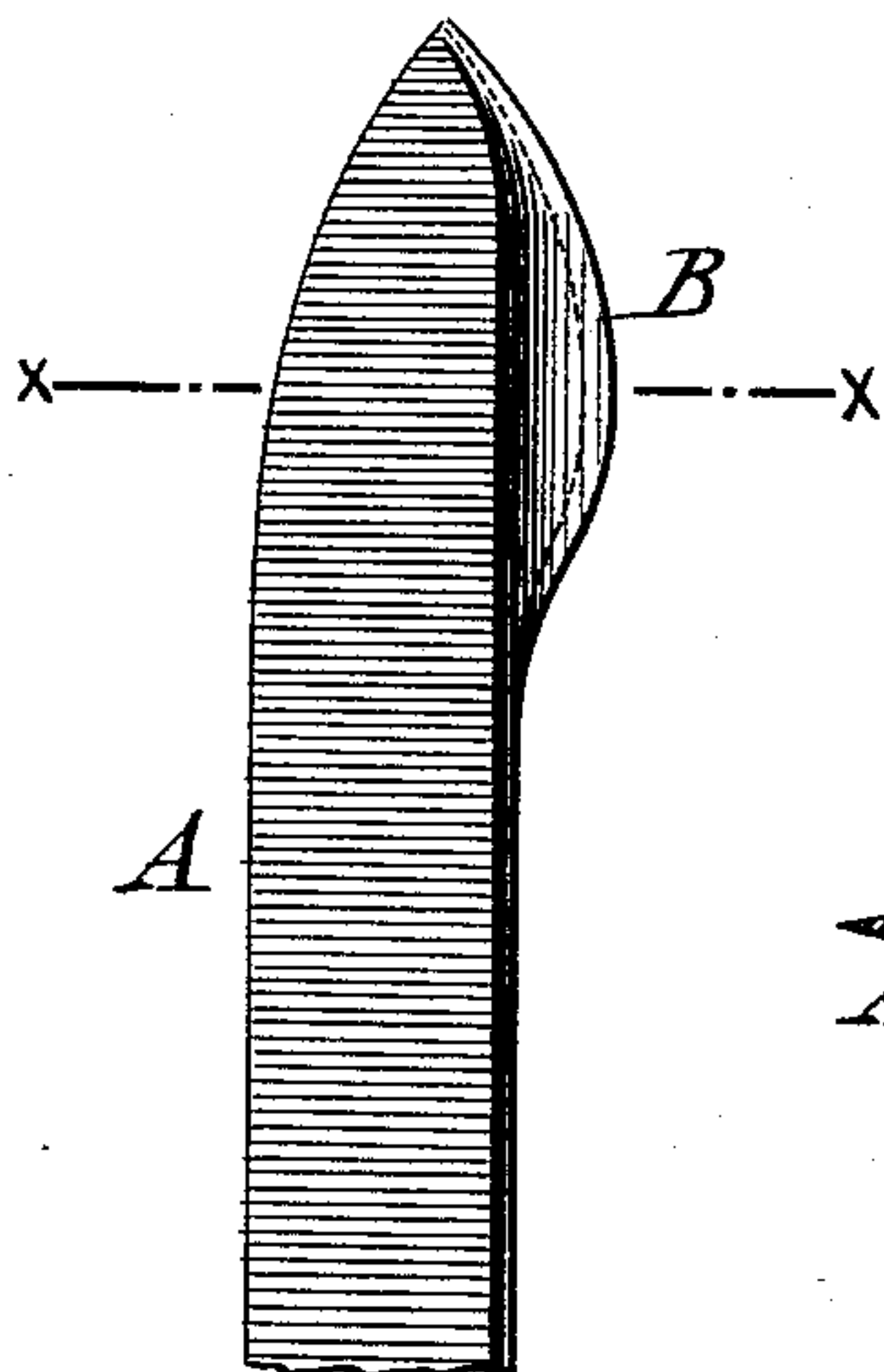


Fig. 2.

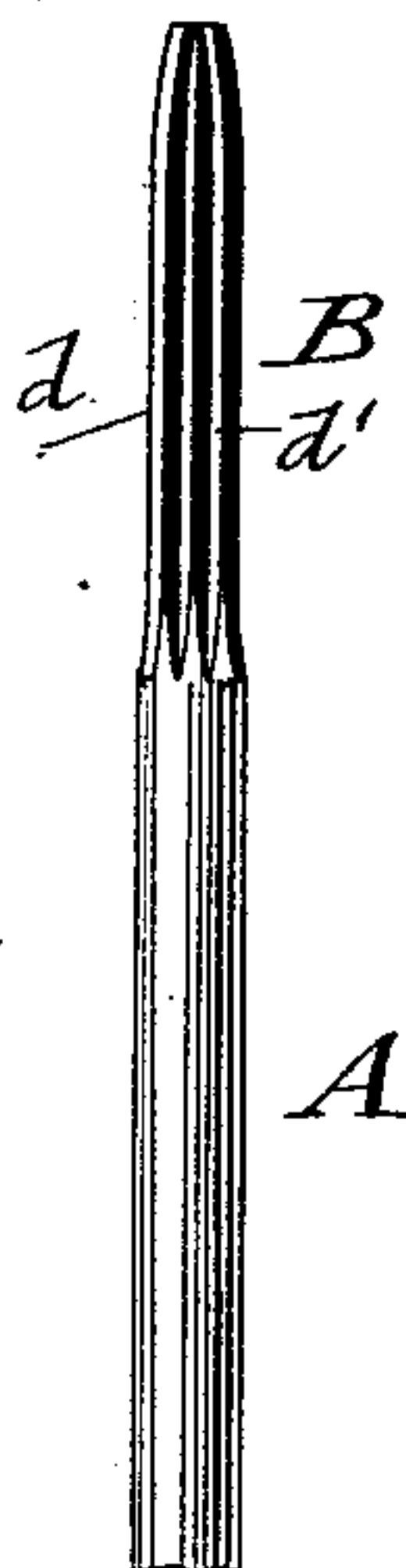


Fig. 3.



Fig. 5.

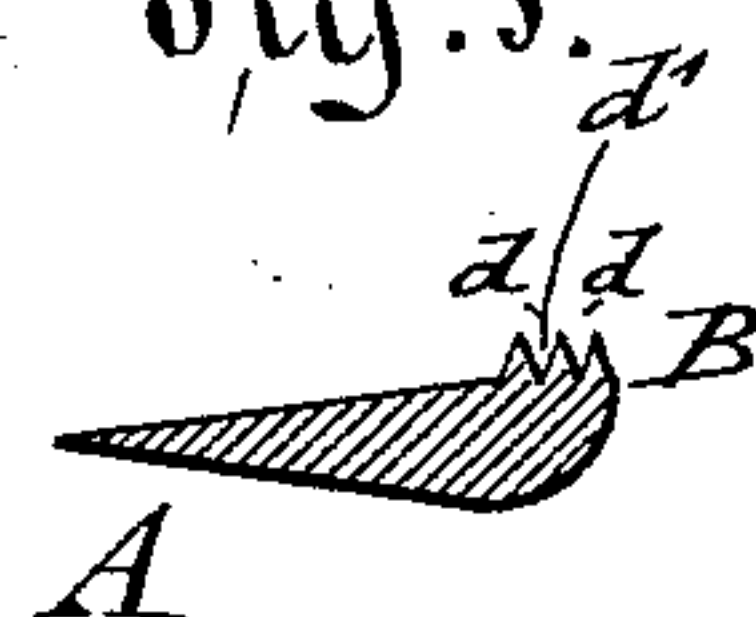
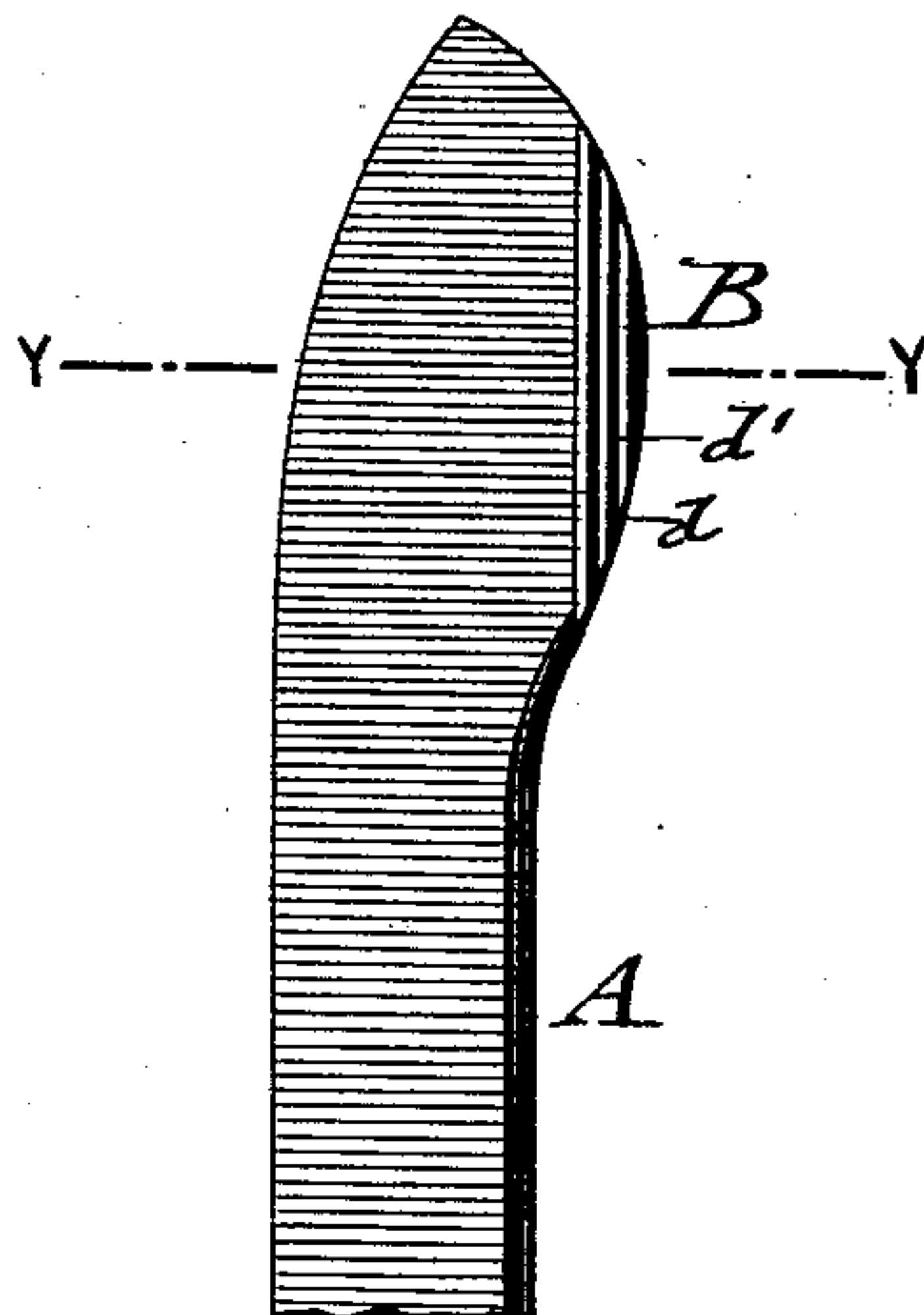


Fig. 4.



WITNESSES:

J. H. Rosenbaum.
W. Meinhart.

INVENTOR

Charles F. W. Koehler
BY
George A. Rogers
ATTORNEYS.

UNITED STATES PATENT OFFICE.

CHARLES F. W. KOEHLER, OF BROOKLYN, NEW YORK, ASSIGNOR TO CHARLES KOEHLER & CO., OF SAME PLACE.

COMBINED KNIFE AND ERASER.

SPECIFICATION forming part of Letters Patent No. 435,543, dated September 2, 1890.

Application filed July 5, 1890. Serial No. 357,742. (No model.)

To all whom it may concern:

Be it known that I, CHARLES F. W. KOEHLER, of Brooklyn, county of Kings, and State of New York, a citizen of the United States, have invented certain new and useful Improvements in a Combined Knife and Eraser, of which the following is a specification.

This invention relates to a combined knife and eraser in which the erasing portion proper is formed of a number of cutting-edges, so that the erasing is accomplished in a quick and effective manner; and the invention consists of a combined knife and eraser in which the erasing portion is arranged at the back or side of the knife near the point of the same and formed of two or more cutting-edges formed by longitudinal grooves between said edges.

In the accompanying drawings, Figure 1 represents a side elevation of my improved knife and eraser combined. Fig. 2 is a rear elevation of the same. Fig. 3 is a vertical transverse section of the erasing portion of the knife on line *x x*, Fig. 1. Fig. 4 is a side view of a modified construction, and Fig. 5 a vertical transverse section on line *y y*, Fig. 4.

Similar letters of reference indicate corresponding parts.

Referring to the drawings, A represents the blade of my improved knife and eraser combined. The blade A may be made integral with the handle or inserted by its shank into a separate handle of ivory, wood, celluloid, or other suitable material. The erasing portion B of the blade A is formed near the point at the rear edge of the blade or projecting at right angles thereto at one side of the same, as desired. The eraser B is formed of two or more cutting-edges *d*, which are ob-

tained by means of longitudinal grooves *d'*, that are formed between the edges, so that by the joint action of the different cutting-edges a quick erasing action is obtained, while the fibers of the paper that collect in the grooves between the knives are readily removed from time to time by passing the erasing portion over a mopping-cloth or other fabric. The eraser is formed at the point of the blade by thickening the rear part of the blade sufficiently, so as to provide for the separating-grooves between the erasing-edges *d d*. By this arrangement the blade can be used in the ordinary manner without dulling the erasing portion, as is customary in erasing-knives and the like, so that the eraser is always ready and effective when applied to its proper use.

Having thus described my invention, I claim as new and desire to secure by Letters Patent—

1. A combined knife and eraser composed of a blade and an eraser arranged at the rear part near the point of the blade and formed of parallel grooves and erasing-edges at both sides of the grooves, substantially as set forth.

2. A combined knife and eraser formed of a knife-blade provided with parallel grooves and erasing-edges at the rear part of the blade near the point of the same, substantially as set forth.

In testimony that I claim the foregoing as my invention I have signed my name in presence of two subscribing witnesses.

CHARLES F. W. KOEHLER.

Witnesses:

CHAS. B. FARRINGTON,
WILLIAM C. GLÜCK.