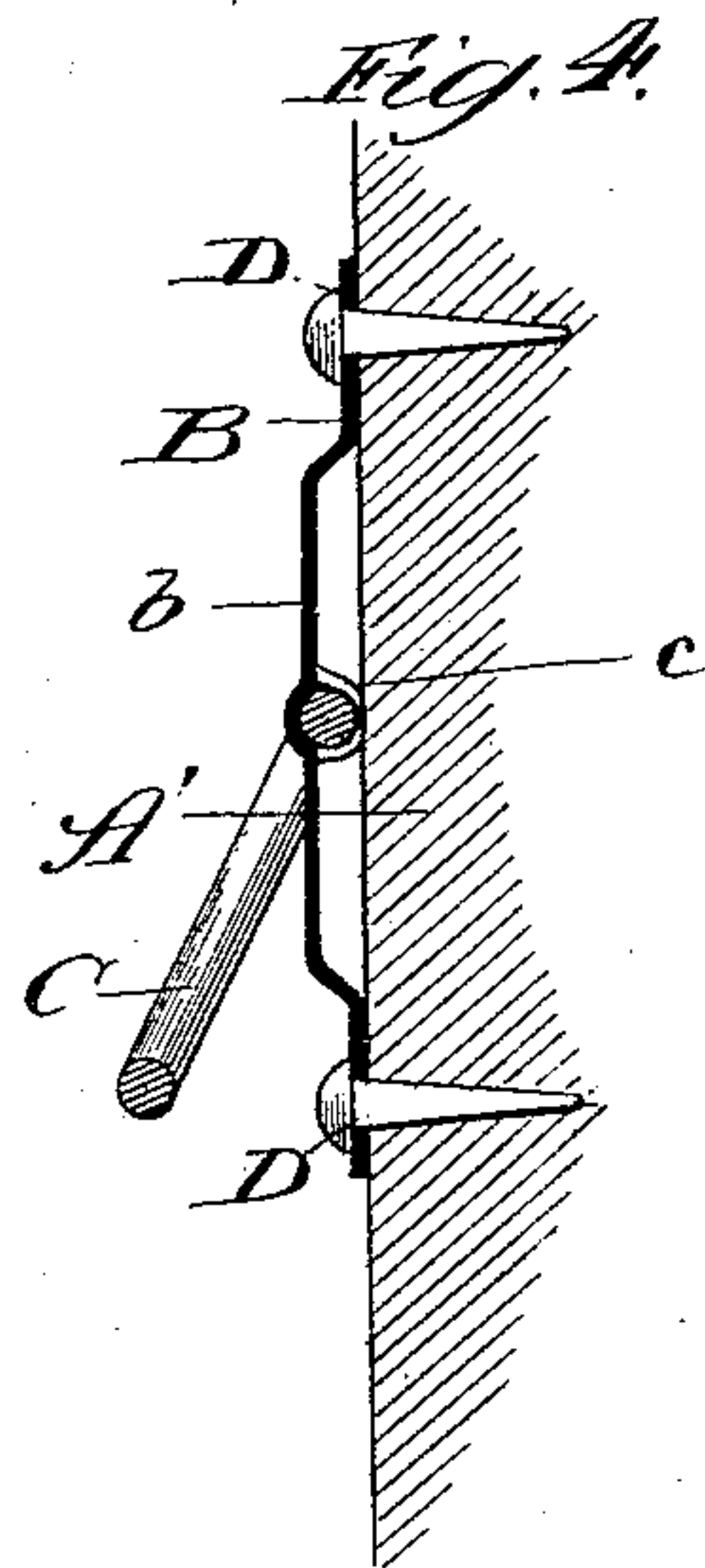
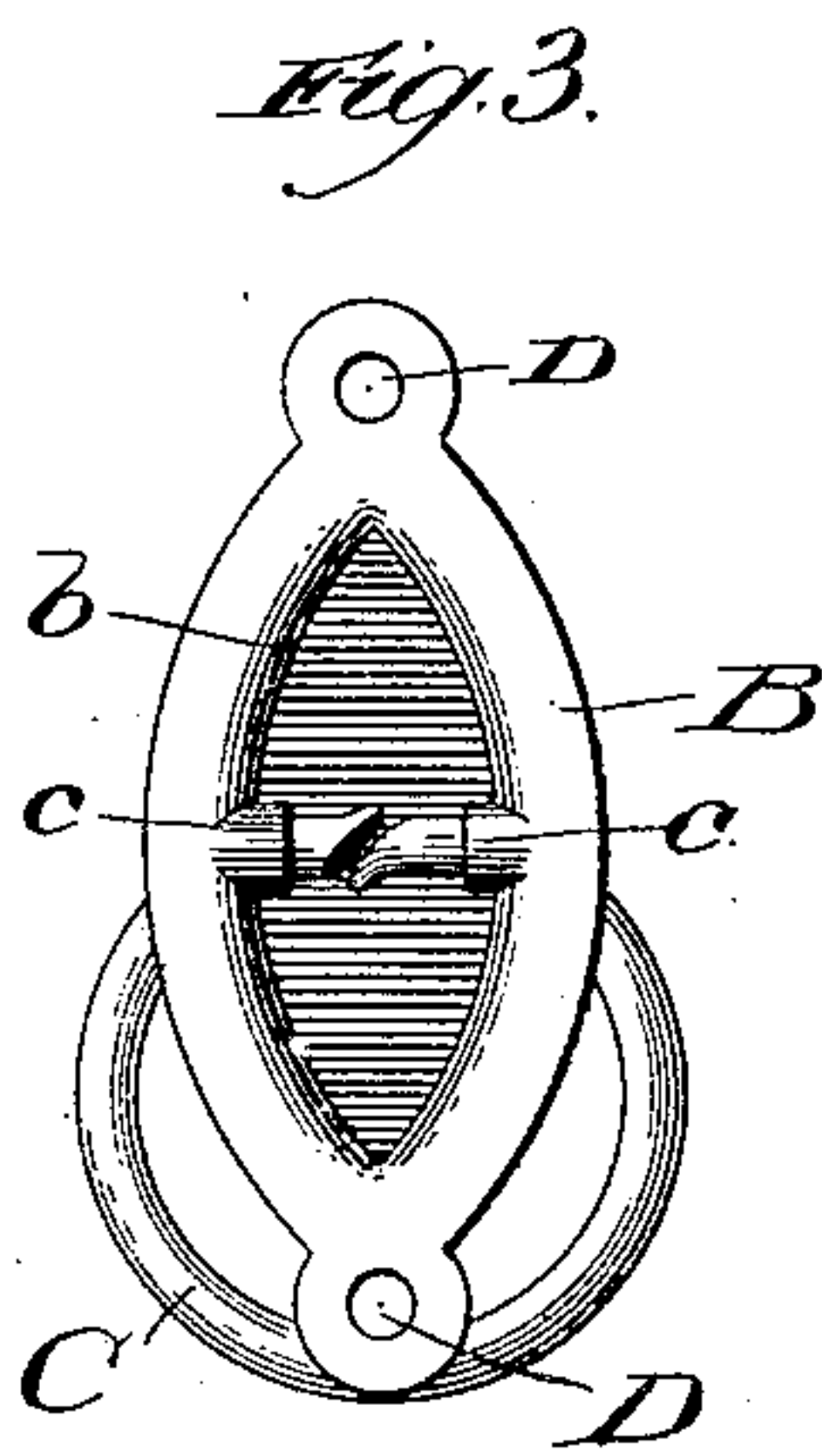
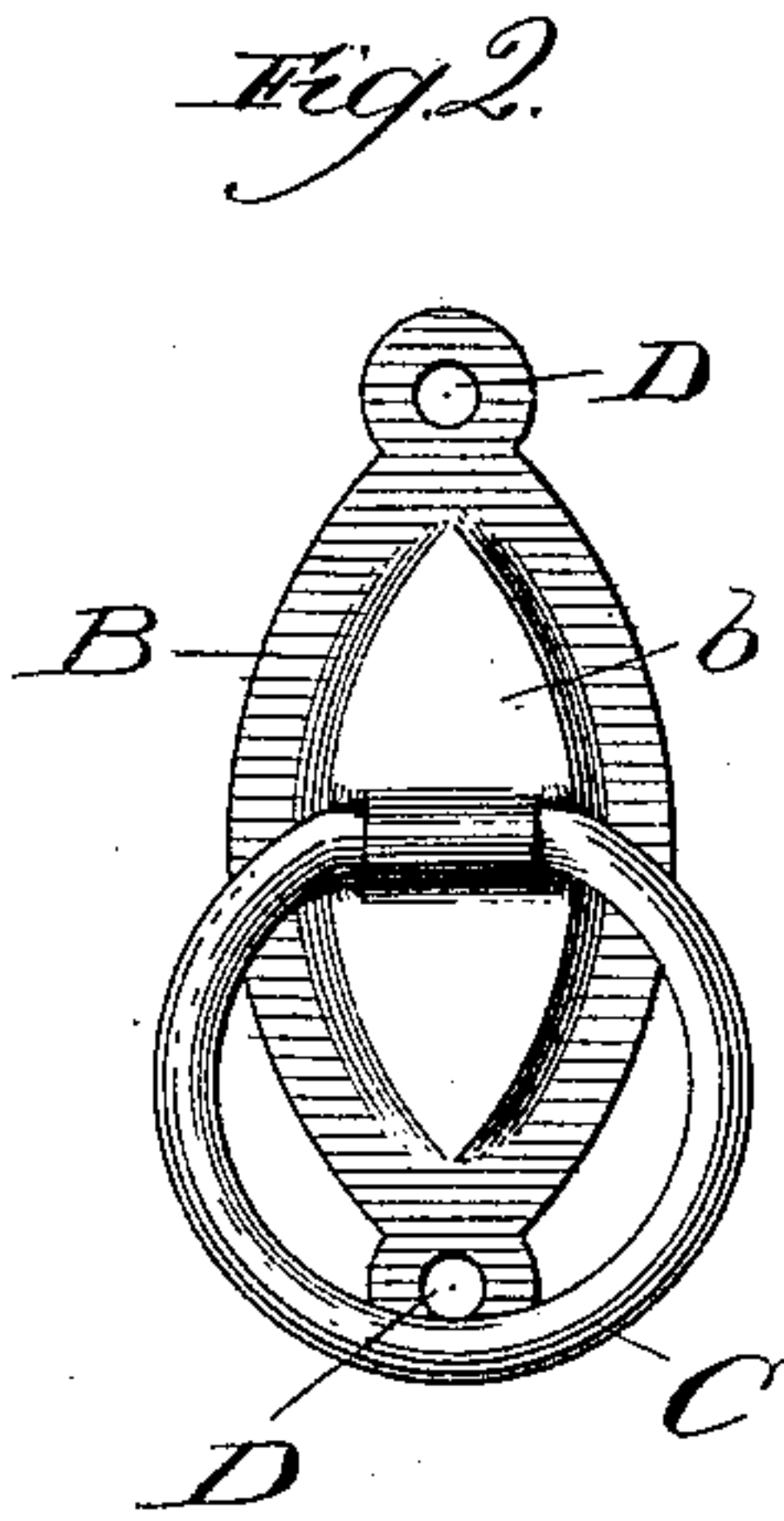
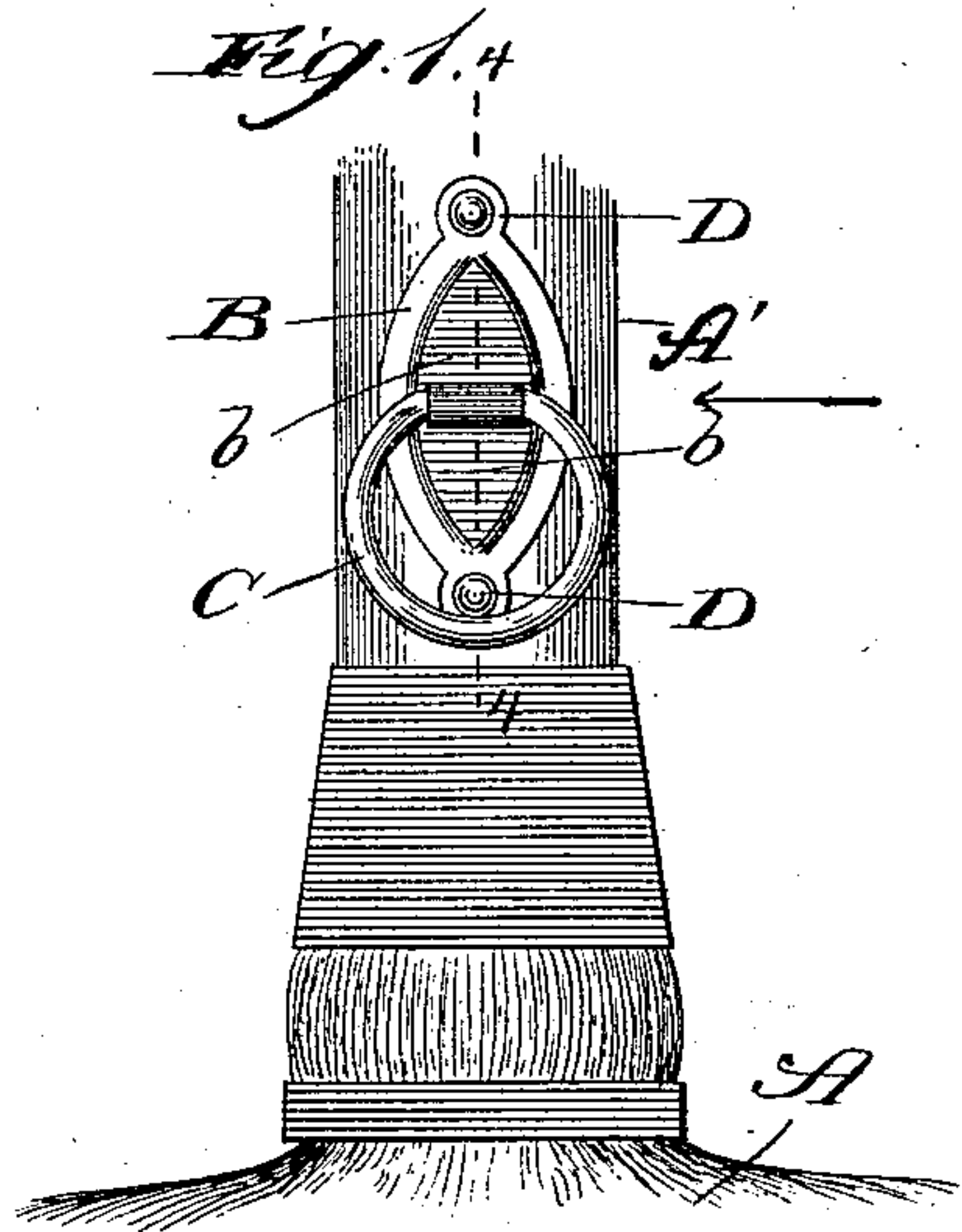


(No Model.)

R. D. MARKHAM.
BROOM HANGER.

No. 434,603.

Patented Aug. 19, 1890.



Witnesses:
Chas. C. Gaylord
Clifford G. White

Inventor:
Romondo D. Markham
By *Banning & Banning*
Attys.

UNITED STATES PATENT OFFICE.

ROMONDO D. MARKHAM, OF CHICAGO, ILLINOIS.

BROOM-HANGER.

SPECIFICATION forming part of Letters Patent No. 434,603, dated August 19, 1890.

Application filed March 22, 1890. Serial No. 344,894. (No model.)

To all whom it may concern:

Be it known that I, ROMONDO D. MARKHAM, a citizen of the United States, residing at Chicago, Illinois, have invented a new and useful Improvement in Broom-Hangers, of which the following is a specification.

The present invention is intended to be an improvement upon the device described and claimed in an application heretofore filed by me on the 30th day of December, 1889, Serial No. 335,389, and has for its object to provide means for attaching a ring to a broom in such manner as to cause the ring to stand out from or at an angle to the broom, as hereinafter fully set forth; and the invention consists in the features and details of construction hereinafter described and claimed.

In the drawings, Figure 1 is a side elevation of a portion of a broom and handle with my improved hanger attached thereto; Fig. 2, a front elevation of the hanger removed from the broom; Fig. 3, a rear elevation thereof; and Fig. 4, a section on line 4 of Fig. 1, looking in the direction of the arrow.

A is a broom; A', the broom-handle; B, the attaching plate or box, and C a ring.

The ring C is made of any suitable material, and is divided, as shown, to allow of its being sprung into place in the box B. It is preferably flattened or straightened for a portion of its circumference, as shown in Fig. 3, where it engages with the box.

The plate B is made of any suitable sheet metal. It is preferably made curving to fit the broom-handle, and is provided with an

outwardly-projecting box *b*, somewhat diamond-shaped, formed by stamping or by other suitable means. Holes in the side of this box and the metal around the holes pressed inward, forming bearings *c c* to receive the ring. (See Fig. 3.) The sides of this box are made sloping, as shown, whereby the device is fastened to the broom. The ring comes against these sloping sides, and is held out, as shown in Fig. 4, at an angle with the broom-handle, thus rendering it easier to pass the ring over a nail or hook to hang up the broom.

The ring is attached to the plate B by spreading its ends apart and inserting them in the holes in the sides of the box *b*, or in any other suitable manner.

The hanger may be fastened to the broom by nailing the plate to the handle, as shown, or by means of the fastening-wire of the broom, as in the application above referred to, as desired, and the plate may be provided with perforations D to facilitate the nailing.

I claim—

A broom-hanger comprising a curved plate B, adapted to be secured to the broom-handle and provided with a box *b* with sloping sides, and a ring C, journaled in such box and contacting as it moves up and down with the sides of the box, and kept thereby at an angle with the plate, substantially as described.

ROMONDO D. MARKHAM.

Witnesses:

GEORGE S. PAYSON,
SAMUEL E. HIBBEN.