

(No Model.)

E. W. LEE.
TRAVELER'S COMPANION.

No. 429,766.

Patented June 10, 1890.

Fig. 1.

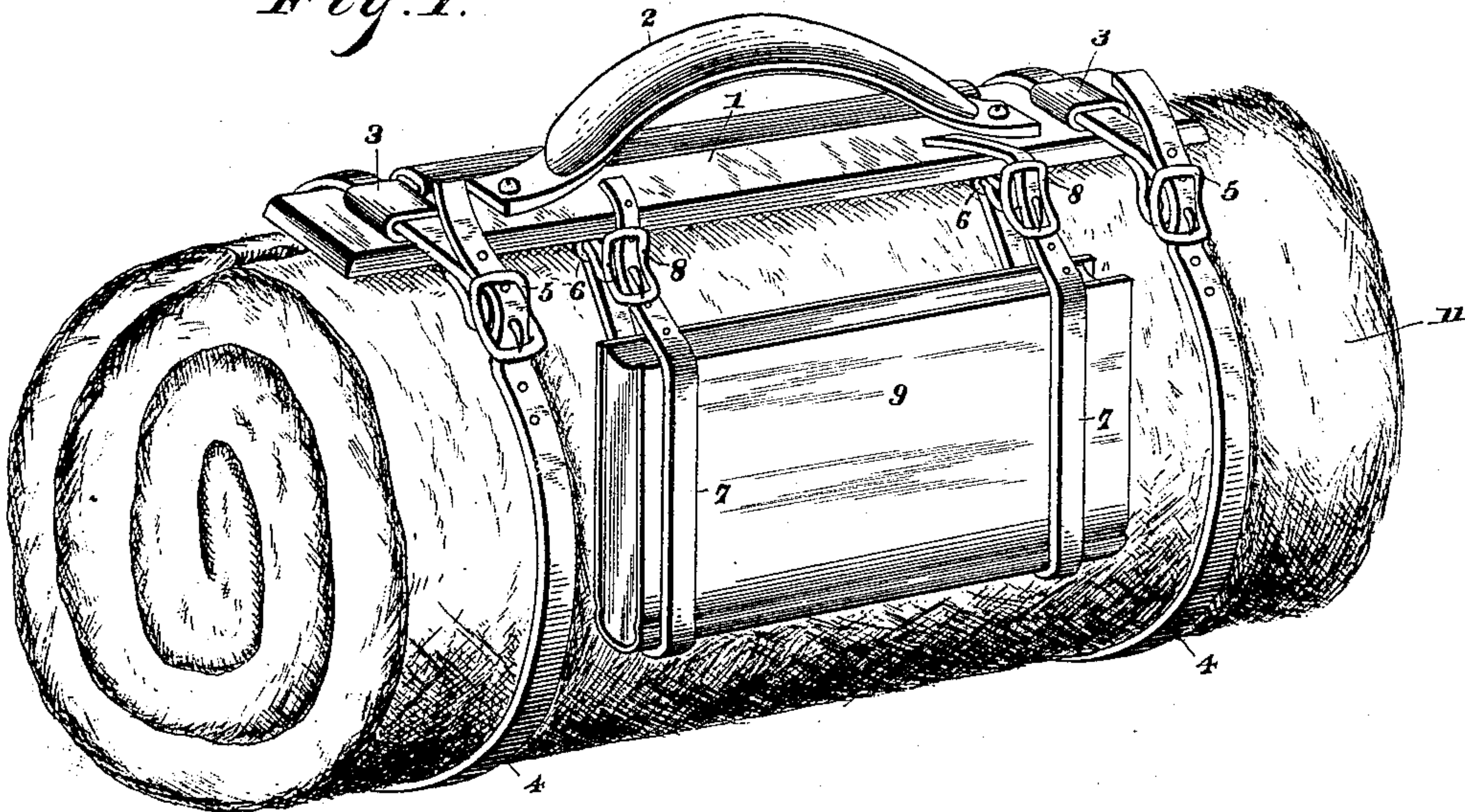


Fig. 2.

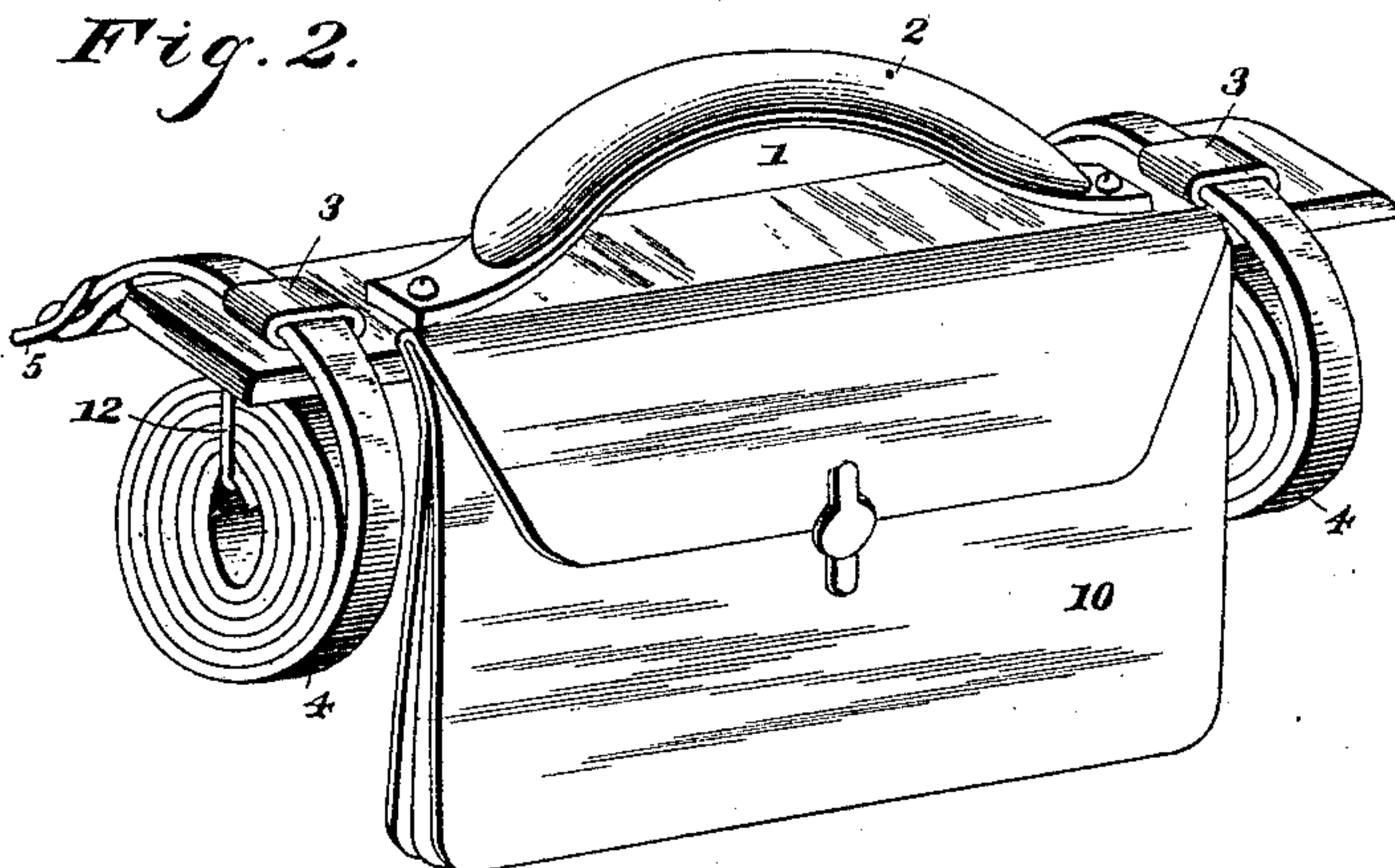
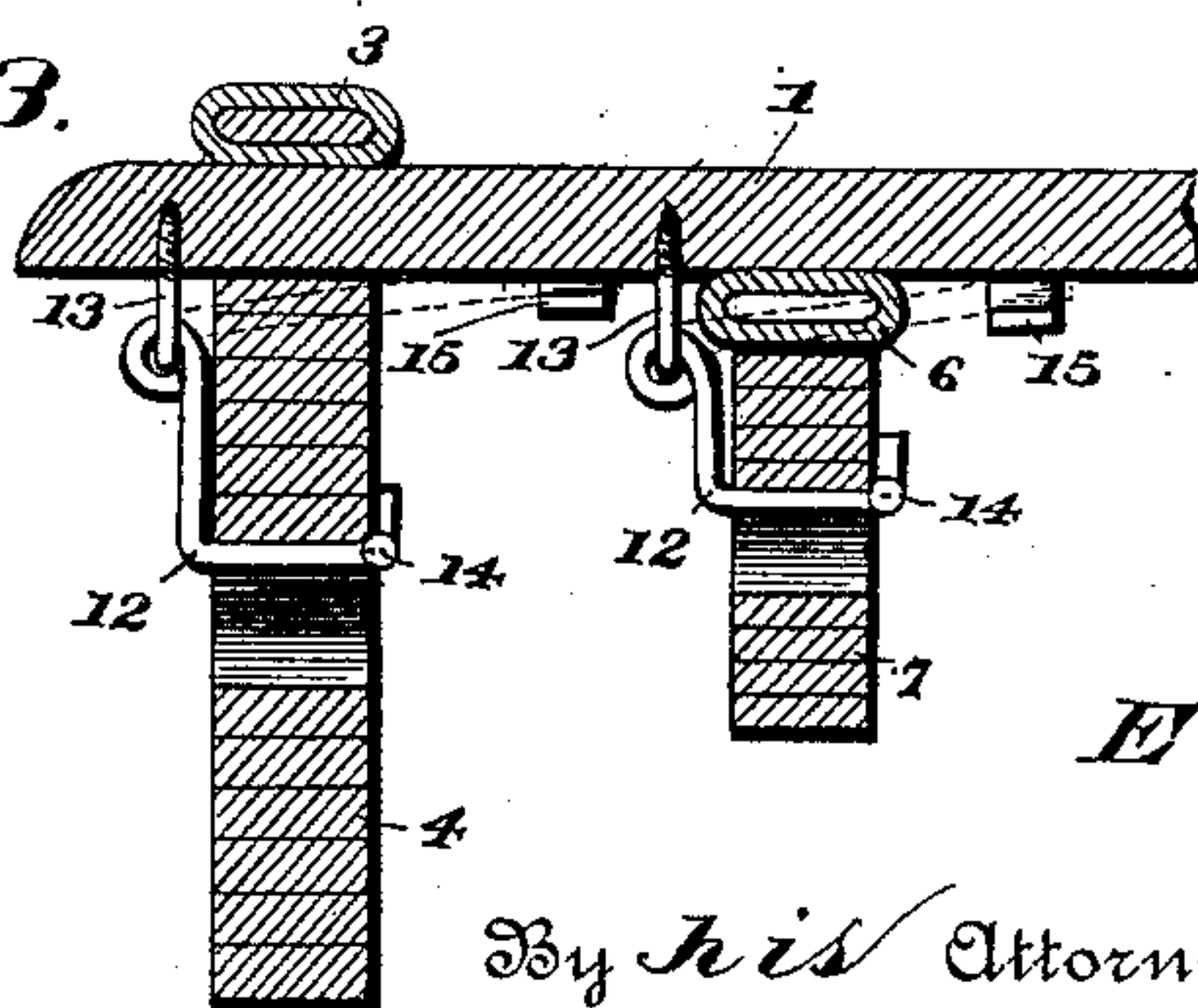


Fig. 3.



Witnesses;
J. M. Witherow.

W. S. Duwall

Inventor,
Edward W. Lee,

By *his* Attorneys

C. A. Snow & Co.

UNITED STATES PATENT OFFICE.

EDWARD W. LEE, OF NYACK, NEW YORK.

TRAVELER'S COMPANION.

SPECIFICATION forming part of Letters Patent No. 429,766, dated June 10, 1890.

Application filed December 16, 1889. Serial No. 333,955. (No model.)

To all whom it may concern:

Be it known that I, EDWARD W. LEE, a citizen of the United States, residing at Nyack, in the county of Rockland and State of New York, have invented a new and useful Traveler's Companion, of which the following is a specification.

This invention has relation to a traveler's companion; and among the objects in view are to provide a combined shawl-strap, portmanteau, and book-sling, the whole being combined in a neat and convenient manner and so as to provide for access to either without a disturbance of the others.

With these general objects in view the invention consists in a shawl-plate handle and shawl-strap arranged at either end of the same, in opposite book-sling straps at one side of the plate, a portmanteau at the opposite side, and in a locking device for retaining the shawl-strap in a closely-rolled condition when the shawl is not in use.

Referring to the drawings, Figure 1 is a perspective of a combined shawl-strap, book-sling, and portmanteau constructed in accordance with my invention. Fig. 2 is a similar view, the book and shawl being removed. Fig. 3 is a longitudinal section of one end of the device, the straps being rolled as when not in use.

Like numerals of reference indicate like parts in all the figures of the drawings.

1 represents the shawl-plate, which of itself is of the usual construction, and is provided with a handle 2 and at opposite ends with loops or keepers 3. Shawl-straps 4 are passed through the loops 3 and are provided with buckles 5 for connecting the terminals of the same. At one side of the plate 1 there is secured a pair of keepers 6, in each of which is located a suspension-strap 7, provided with buckles 8, the two straps thus located forming a convenient sling for a book 9, and from said sling the book may readily be withdrawn and inserted. At the opposite side of the plate 1 is secured the upper edge of an ordinary portmanteau 10. The straps 4, it will be understood, carry the shawl 11, and in the portmanteau 10 may be inserted any small articles—such as cards, change,

tickets, and other small articles—to which frequent access is necessary.

When the shawl is in use and it is desirable to prevent the straps 4 from dangling, the same may be coiled or rolled upon themselves, and through the small opening at the center of the coil of each strap is inserted the lower end of an L-shaped hook 12, the upper end of which is loosely swiveled in a screw-eye 13. The free end of the hook 12 is provided with a hinged lug or finger 14, which may be turned up, as shown in Fig. 3, to embrace the opposite side of the coil or roll. (Also shown in Fig. 3.) The straps 7 may each be provided with a similar hook 12, mounted in the eye 13, and with a pivoted lug 14. When not in use, the lugs 14 are turned down into line with the hooks 12 and the said hooks swung up upon their eyes 13 and have their ends inserted under spring catches or keepers 15.

Having described my invention, what I claim is—

1. The combination, with the plate of a shawl-strap and opposite shawl-suspension straps having one of their ends connected to the plate, of a hinged L-shaped hook pivoted under the plate, substantially as specified.

2. The combination, with the shawl-strap plate and the shawl-strap, of screw-eyes depending from the plate at the side of the straps, and L-shaped hooks swiveled in the eyes and provided at their free ends with hinged lugs, substantially as specified.

3. The combination, with the shawl-strap plate 1, of the suspension-eyes 13, located upon the under side and near the ends thereof, the hooks 12, loosely connected with the said eyes, and the keepers 15, secured to the plate adjacent to the eyes and adapted to receive the hook when not in use, substantially as specified.

In testimony that I claim the foregoing as my own I have hereto affixed my signature in presence of two witnesses.

EDWARD W. LEE.

Witnesses:

R. H. M. DICKINSON,
GEORGE A. ENNIS.