

(No Model.)

H. H. WAINWRIGHT.
STREET CURB.

No. 428,432.

Patented May 20, 1890.

Fig. 1.

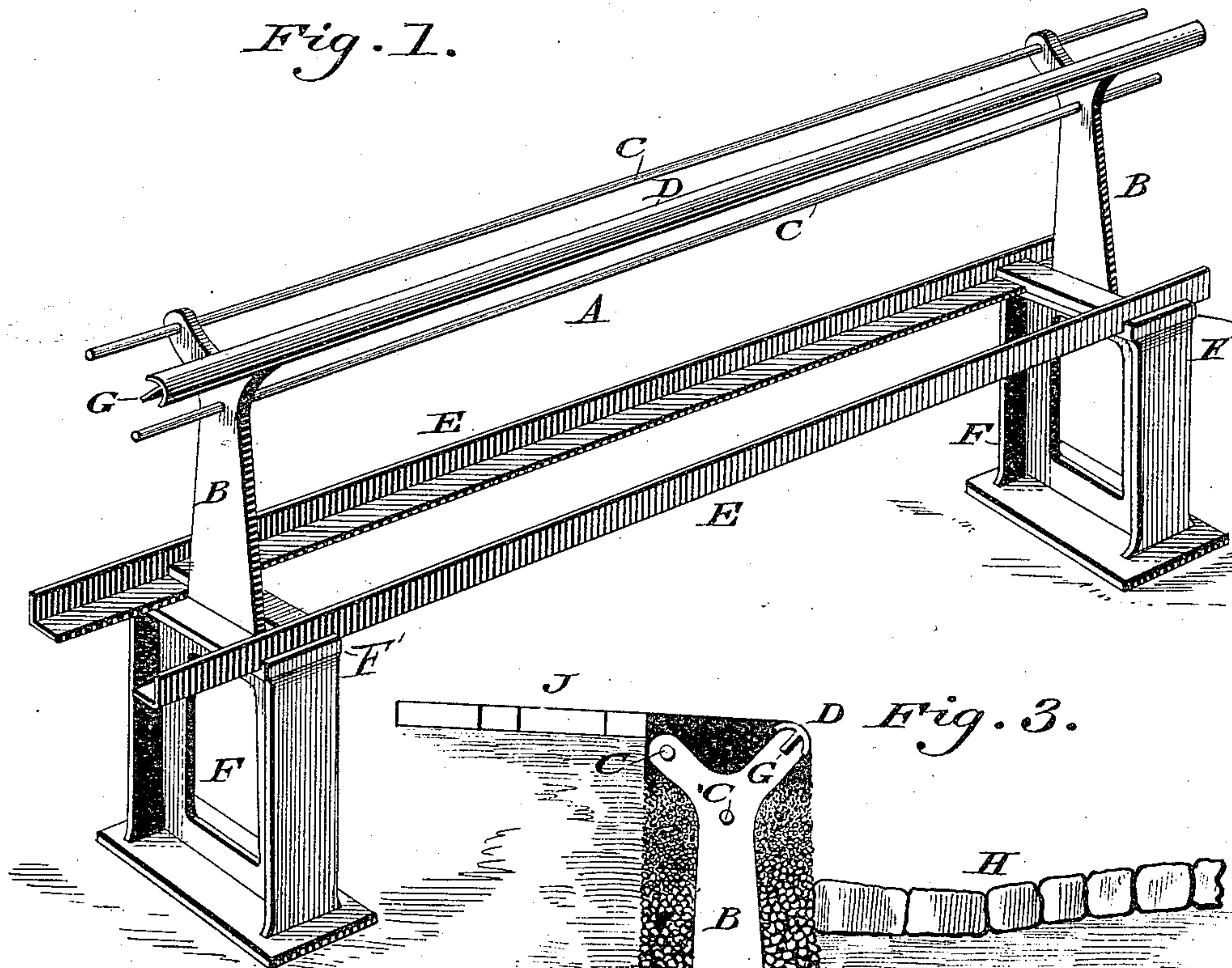
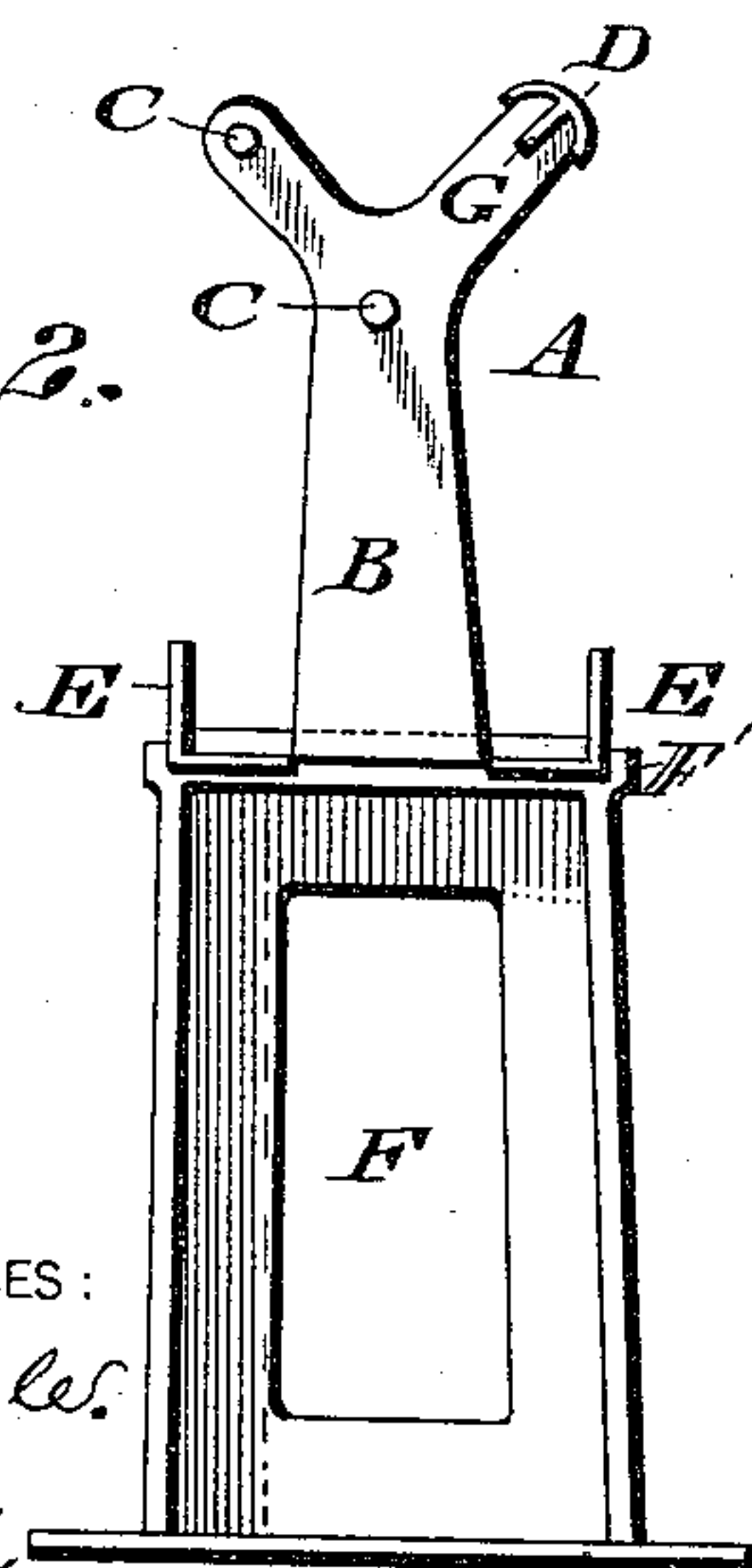
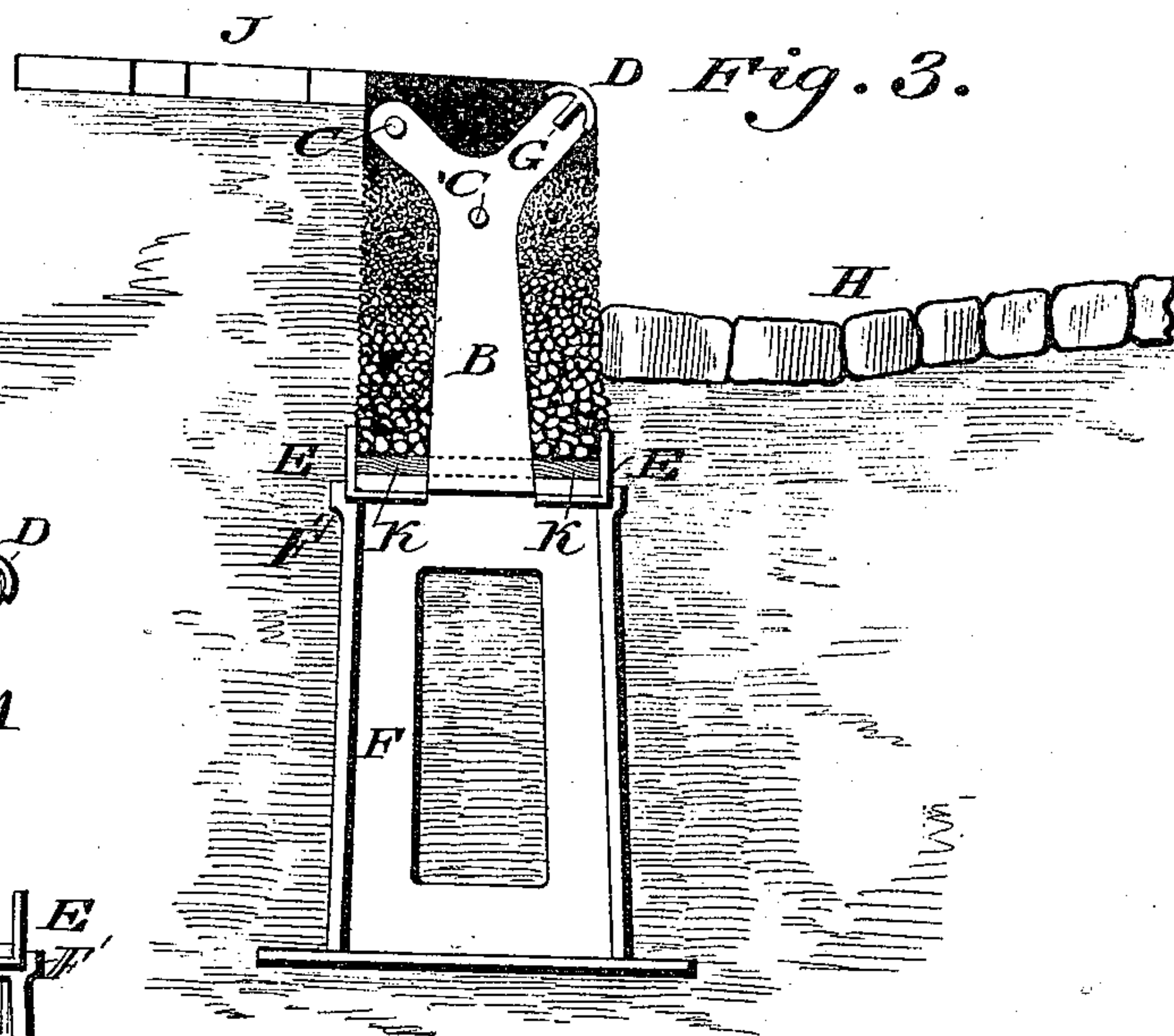


Fig. 2.



WITNESSES :
P. F. Nagler.
L. Douville. —

D Fig. 3.



INVENTOR:

INVENTOR:
Henry H. Wainwright
BY
John A. Diederichsen
ATTORNEYS.

ATTORNEYS

UNITED STATES PATENT OFFICE.

HENRY H. WAINWRIGHT, OF PHILADELPHIA, PENNSYLVANIA.

STREET-CURB.

SPECIFICATION forming part of Letters Patent No. 428,432, dated May 20, 1890.

Application filed August 21, 1889. Serial No. 321,479. (No model.)

To all whom it may concern:

Be it known that I, HENRY H. WAINWRIGHT, a citizen of the United States, residing in the city and county of Philadelphia, State of Pennsylvania, have invented a new and useful Improvement in Street-Curbs, which improvement is fully set forth in the following specification and accompanying drawings.

My invention consists of a curb for pavements, roads, lots, &c., embodying a frame for holding a filling, such as artificial stone or pavement, &c., and an anchor for said frame, the novel features being hereinafter fully set forth and definitely claimed.

Figure 1 represents a perspective view of a frame and anchor for a curb embodying my invention. Fig. 2 represents an end view thereof. Fig. 3 represents an end view of the curb embodying my invention.

Similar letters of reference indicate corresponding parts in the several figures.

Referring to the drawings, A designates a frame consisting of uprights B, having arms with openings therein at their upper ends, projecting to the front and rear respectively, cross or tie rods C, a corner-bar D, and angle-pieces E, said rods and bar connecting the uprights, and said pieces being at the base of the uprights B.

F designates anchors which support the frame A, and are suitably connected therewith, the angle-pieces E resting within the flanges F' on the top of said anchors.

The several parts described are formed of suitable metal, it being noticed that the back of the bar D has a tongue G, which enters slots or recesses in the upper portions of the uprights B, as desirable means of attaching the bar to the uprights, without, however, limiting myself thereto.

The operation is as follows: The anchors F are placed in a suitable trench or excavation in the ground in position between the street H and sidewalk J, a portion of the frame A also occupying said trench or excavation. A board or other bed K is now placed on the base E and the frame filled in with a composition suitable, as artificial stone or pavement, embodying a bed of concrete and top finish of cement, &c., as desired, the top being flush with the sidewalk and the outer side joining the gutter. It will be noticed that the frame, excepting the outer face of the corner-bar D, is embedded in the composition or filling, said frame thus preventing

disintegration of the filling and materially adding to the strength of the curb. The bar D protects the corner of the curb from contact with the wheels of vehicles, and the curb is firmly supported and sustained, owing to the anchors F.

The length of the curb may be increased as desired, it only being necessary to employ additional frames and join one with the other at the ends thereof, and likewise additional anchors, the parts being properly located and the filling suitably applied continuous of that already laid.

It will be seen that I produce a superior curb, the same possessing strength and durability, rendering good service, and avoiding the heavy stones heretofore in use.

If desired, the rods C may be dispensed with, or if employed they may be withdrawn when the filling is about to set.

The angular form of the base or pieces E is preferred, as it prevents displacement of the bottom of the filling from said pieces.

Having thus described my invention, what I claim as new, and desire to secure by Letters Patent, is—

1. A frame consisting of uprights, a rod or bar connecting the same, base-pieces for said uprights, and anchors supporting said frame, in combination with filling for said frame resting on said base-pieces and embedding the uprights, substantially as described.

2. The combination of the anchors F, having the flanges F' thereon, the angle-pieces E, the uprights B, with projecting arms having openings therein, the corner-bar D, and the tie-rods C, substantially as described.

3. The anchors F, the angle-piece E, resting on said anchors, the uprights B, with openings therein, the corner-bar D, secured to said uprights, the bed K, and the tie-rods C, said parts being combined substantially as described.

4. A curb consisting of the anchors F, the angle-piece E, with bed K thereon, the uprights B, and the corner-bar D, said parts being combined substantially as described.

5. In a curb, a frame having a corner-bar with a tongue on its inner face, substantially as and for the purpose set forth.

HENRY H. WAINWRIGHT.

Witnesses:

JOHN A. WIEDERSHEIM,
JAMES F. KELLY.