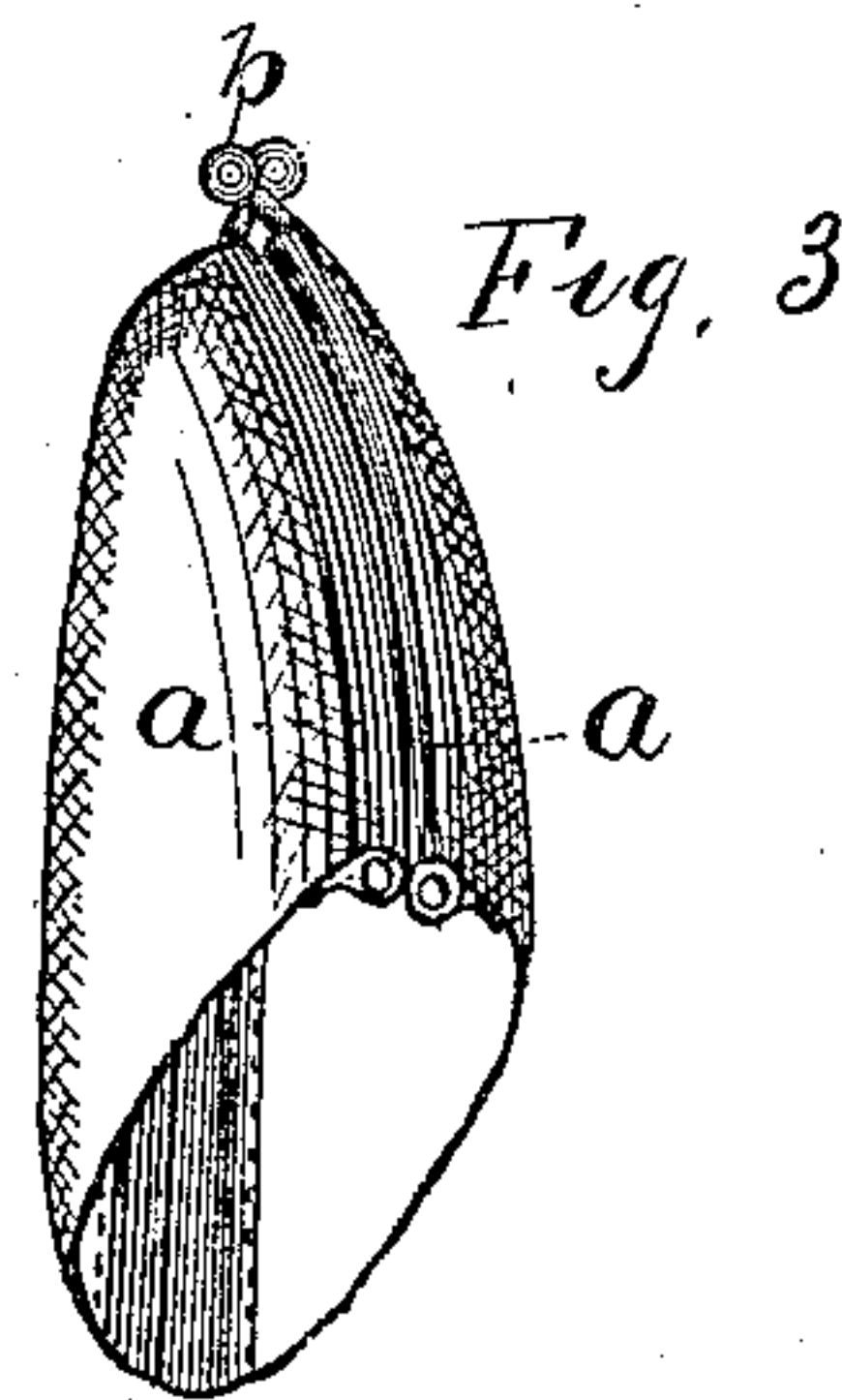
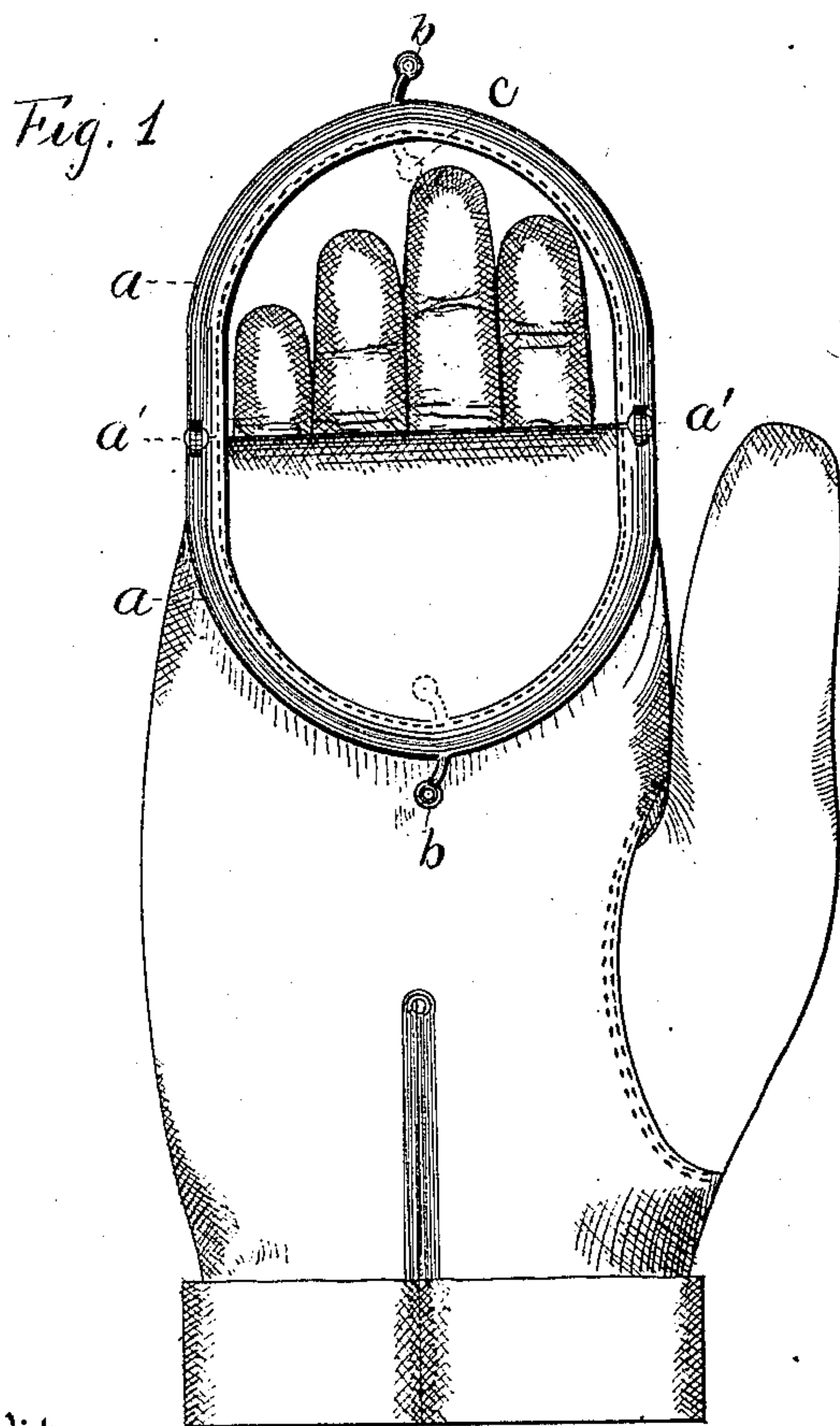
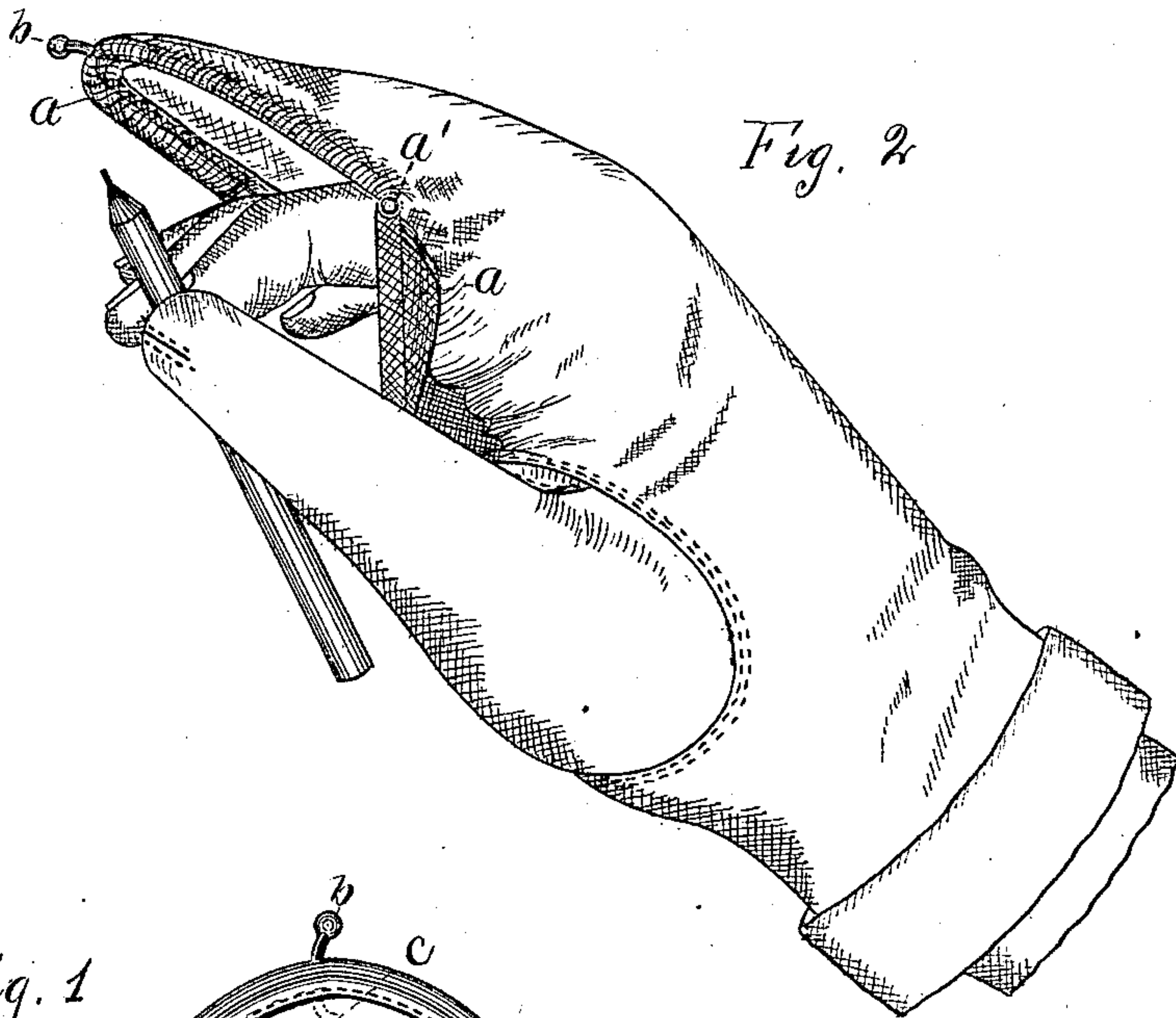


(No Model.)

R. F. LEVY.
MITTEN.

No. 428,115.

Patented May 20, 1890.



Witnesses
Timothy Stebbins
J. Vogel

Inventor
Ray Frank Levy
By his Attorney Wm. Zimmerman

UNITED STATES PATENT OFFICE.

RAY FRANK LEVY, OF CHICAGO, ILLINOIS.

MITTEN.

SPECIFICATION forming part of Letters Patent No. 428,115, dated May 20, 1890.

Application filed February 16, 1890. Serial No. 340,586. (No model.)

To all whom it may concern:

Be it known that I, RAY FRANK LEVY, a citizen of the United States, residing at Chicago, in the county of Cook and State of Illinois, have invented certain new and useful Improvements in Mittens, which are fully set forth in the following specification, reference being had to the accompanying drawings, forming a part hereof, and in which—

10 Figure 1 shows my improved mitten in front view and open, and showing the ends of the fingers in the mitten. Fig. 2 shows the same device in side or edge view, the mitten being open and the fingers protruding therefrom
15 and the naked forefinger and covered thumb grasping a pencil. Fig. 3 shows the outer end of a mitten provided with my new device in its closed condition.

Like letters refer to like parts.

20 The object of my invention is to provide a mitten from which the ends of the fingers may be freed without being obliged to remove the mitten from its place on the hand, so that the fingers and thumb may be used with very
25 nearly the same ease and freedom as the naked hand, and to attain said desirable ends I construct my new and improved mitten in substantially the following manner, namely: I either construct a special frame *a*, hinged
30 at *a'*, or preferably adopt one now found in the market and used for money-purses, small

satchels, and like devices, having the lock of interlocking balls *b* on the outside and on each half of the frame, as clearly shown in Fig. 3; or, if preferred, I place the said balls 35 on the inside of the mitten, as indicated at *c* in dotted outline. The said frame is then fastened to the front and back parts of the mitten in the same manner as it is fastened to a purse or satchel, and the device is com- 40 plete and ready for use.

Any locking device which may be opened and closed by simple pressure may be employed on my device, and I do not therefore intend to limit myself in any manner on that 45 point, nor to any special frame for the opening so long as it answers to open and close the ends of a mitten, so as to free or expose the ends of the fingers without removing the mitten from the hand. 50

What I claim is—

A mitten provided with an opening at its outer end, said opening lying in a longitudinal plane parallel with the palm portion of the mitten, and the edges of said opening be- 55 ing provided with a hinged frame and lock, whereby the outer end of the mitten may be opened and closed, for the purpose specified.

RAY FRANK LEVY.

Witnesses:

WM. ZIMMERMAN,
T. VOGEL.