

(No Model.)

F. GREEN.
COTTON CHOPPER.

No. 427,566.

Patented May 13, 1890.

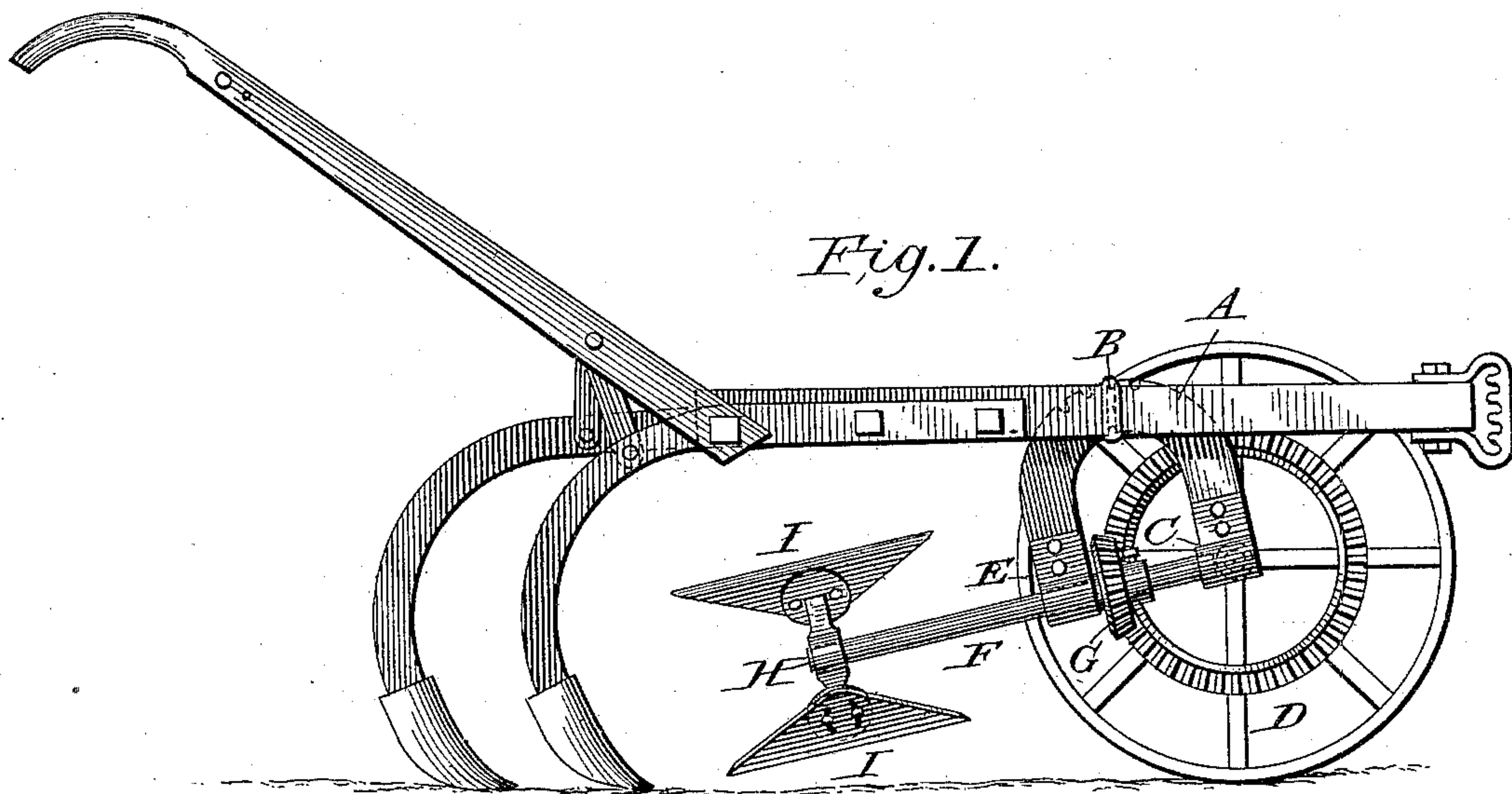


Fig. 2.

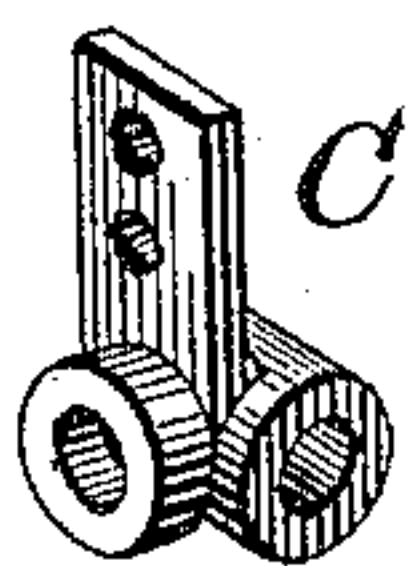
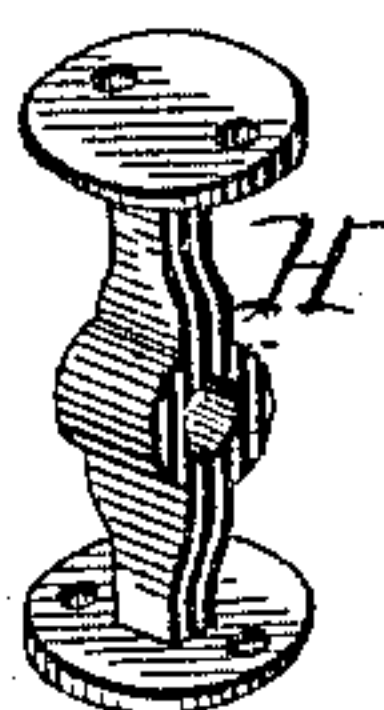


Fig. 3.



Witnesses:

R. Miller
J. Greenwell

Inventor.

Frank Green

UNITED STATES PATENT OFFICE.

FRANK GREEN, OF PEORIA, TEXAS.

COTTON-CHOPPER.

SPECIFICATION forming part of Letters Patent No. 427,566, dated May 13, 1890.

Application filed January 13, 1890. Serial No. 336,839. (No model.)

To all whom it may concern:

Be it known that I, FRANK GREEN, a citizen of the United States, residing at Peoria, in the county of Hill and State of Texas, have
5 invented a new and useful Cotton-Chopping Machine, of which the following is a specification.

My invention relates to improvements in cotton-chopping machines in which revolving
10 hoes are attached to plows; and the object of my improvement is to afford facilities for chopping out cotton by means of horse-power instead of by hand. I attain this object by the mechanism illustrated in the accompanying
15 drawings, in which—

Figure 1 illustrates the entire machine; Figs. 2 and 3, a detailed view in perspective of the front holder and the cross-pin.

Similar letters refer to similar parts.

20 The bow A is attached to the beam by means of a staple B, and has one notch in the inner curve and four on the outer curve, the object of which is hereinafter referred to. This bow constitutes the brace of the
25 machine. To one end is bolted a holder or box C, through which a pin passes and fastens into the hub of the drive-wheel D. To the other end is bolted another holder or box E, through which a shaft F extends, passing through and fastening in a cog-wheel G,
30 thence to a receptacle in the holder C. This wheel connects with cogs on the side of the drive-wheel, which forces the shaft F to

revolve as the wheels turn. One end of this rod fastens in the middle of a cross-head H, 35 each end of which has a circular flat head having two holes admitting bolts, with which the hoes *i i* are fastened. These hoes are adjustable by means of curved slot-holes allowing them to be turned, so that the edge will 40 evenly strike the ground. On the back they taper from the middle, making the ends pointed to prevent dragging against the cotton. They can be raised or lowered by a change of the staple B from one notch to another in the bow A, previously referred to. I 45 design to attach my invention to a double-shovel plow, having the hoes to revolve directly under the beam and in front of the plows, said plows being placed apart sufficiently to straddle the row. 50

What I claim as my invention and desire to secure by Letters Patent, is—

In a cotton-chopper, the combination, with a plow-beam and a supporting-wheel having 55 a geared flange or cog-wheel, of the gear-wheel G, shaft F, carrying the chopping-hoes, and the bow or supporting-hanger A, secured to the beam and provided with the boxes C E, and the adjusting-notches, substantially as 60 shown and described.

FRANK GREEN.

Witnesses:

GEORGE W. PAGE,
S. L. HOWARD.