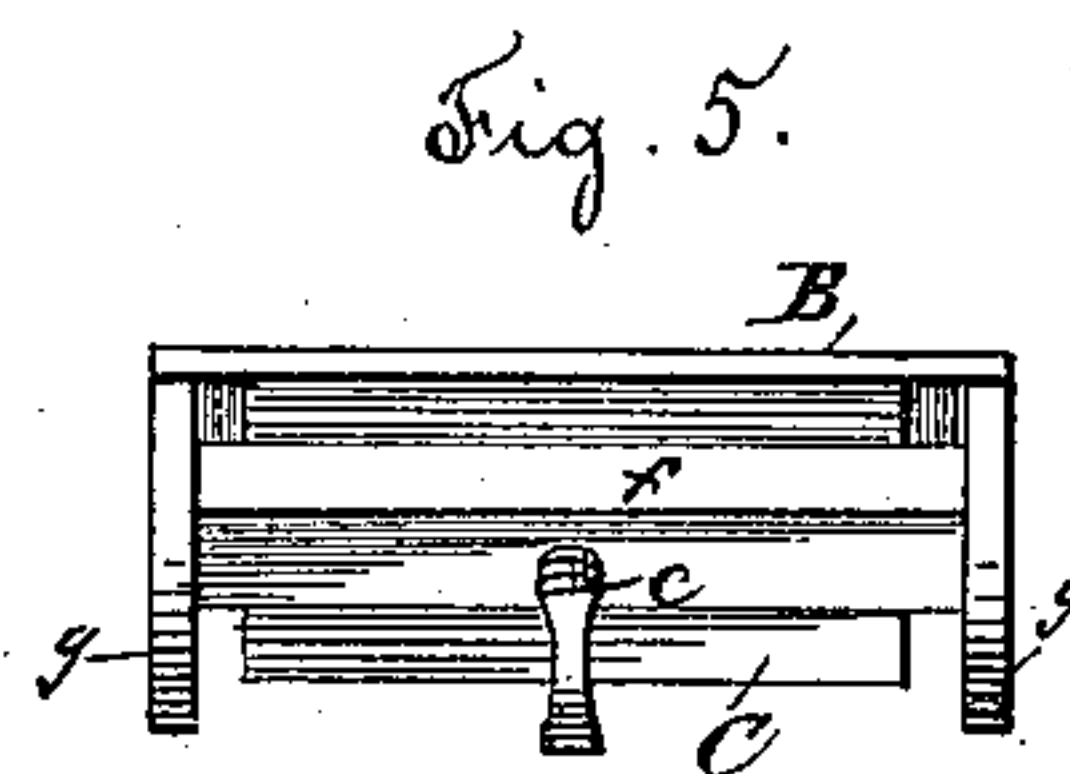
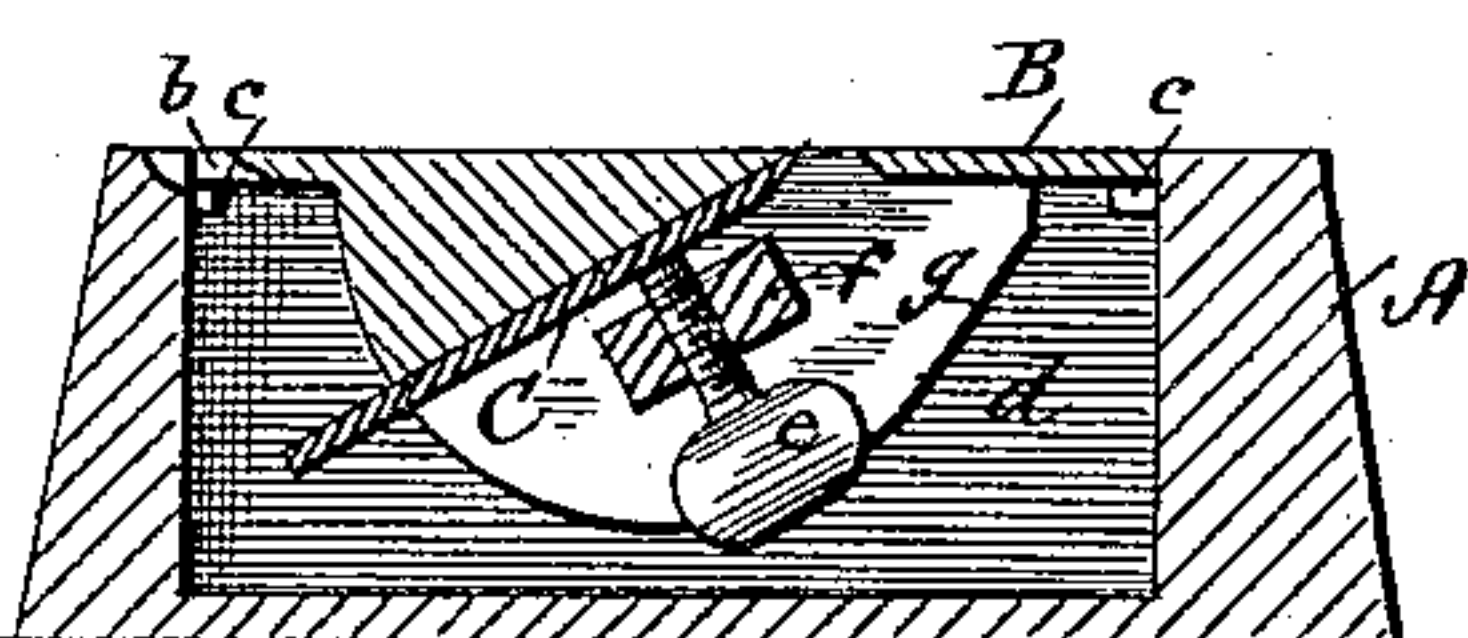
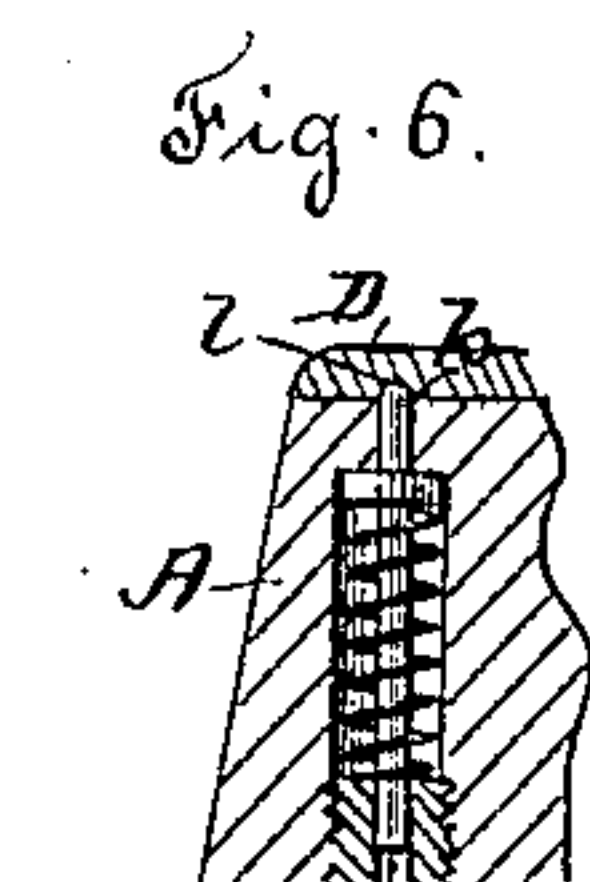
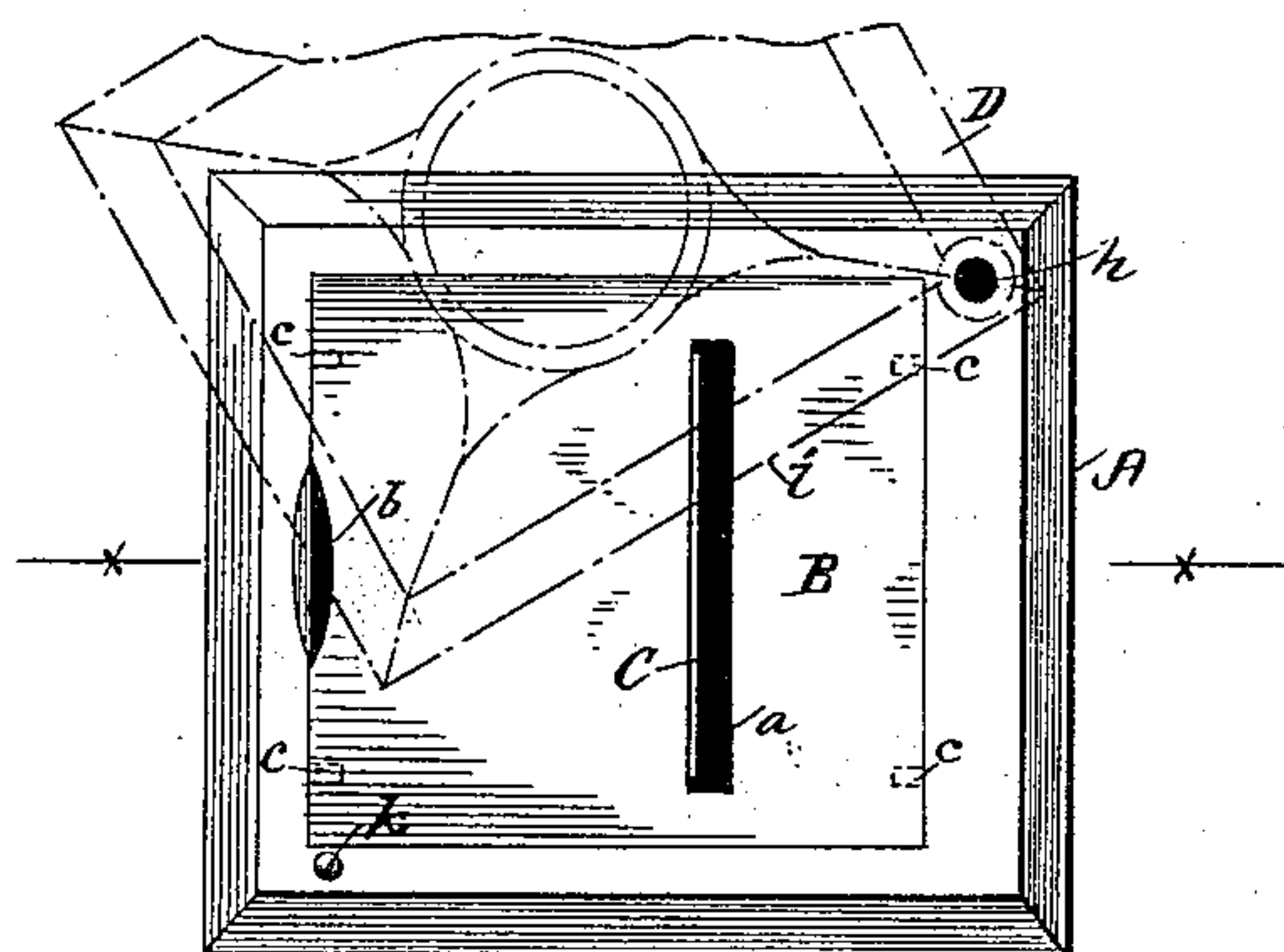
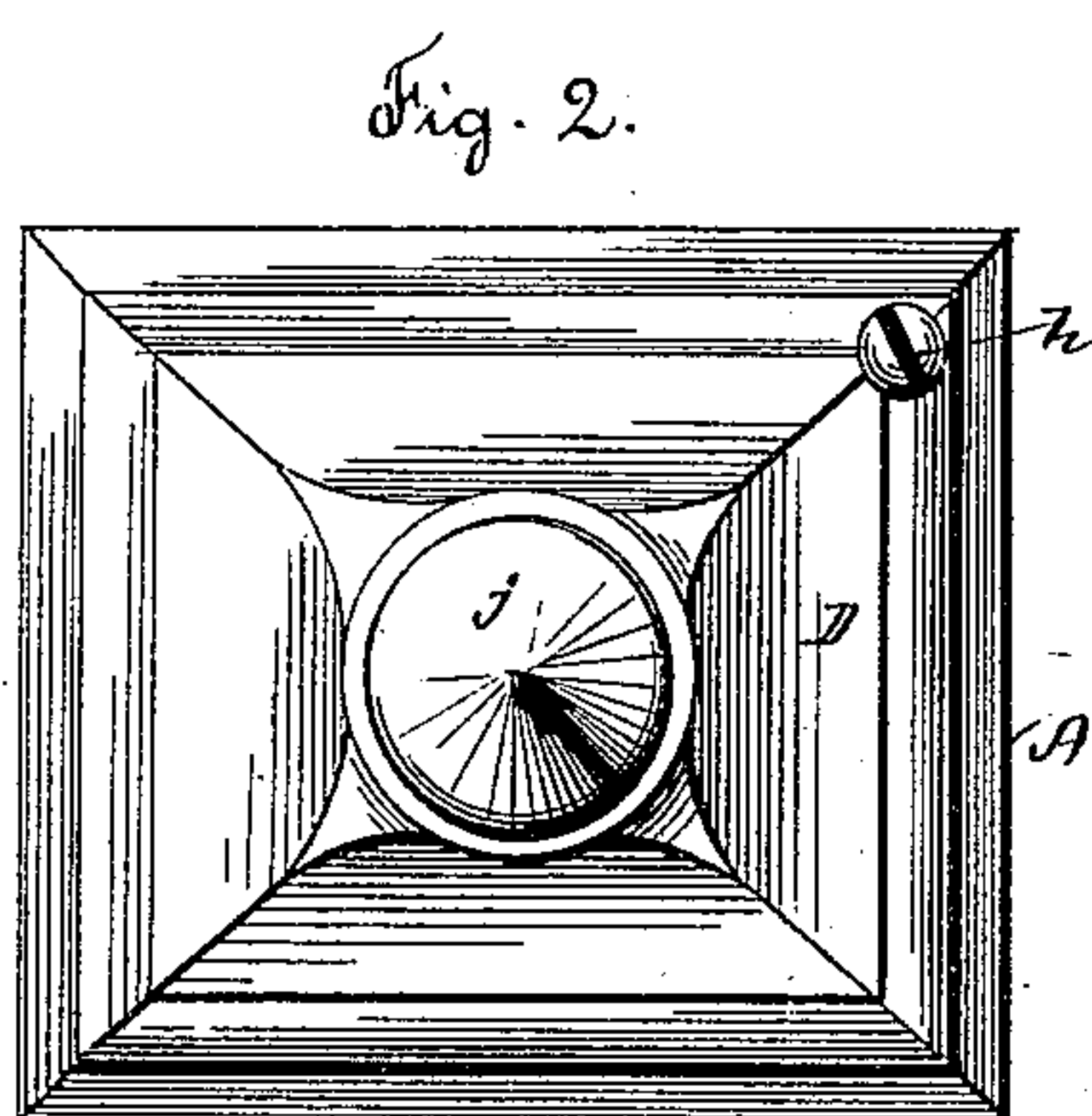
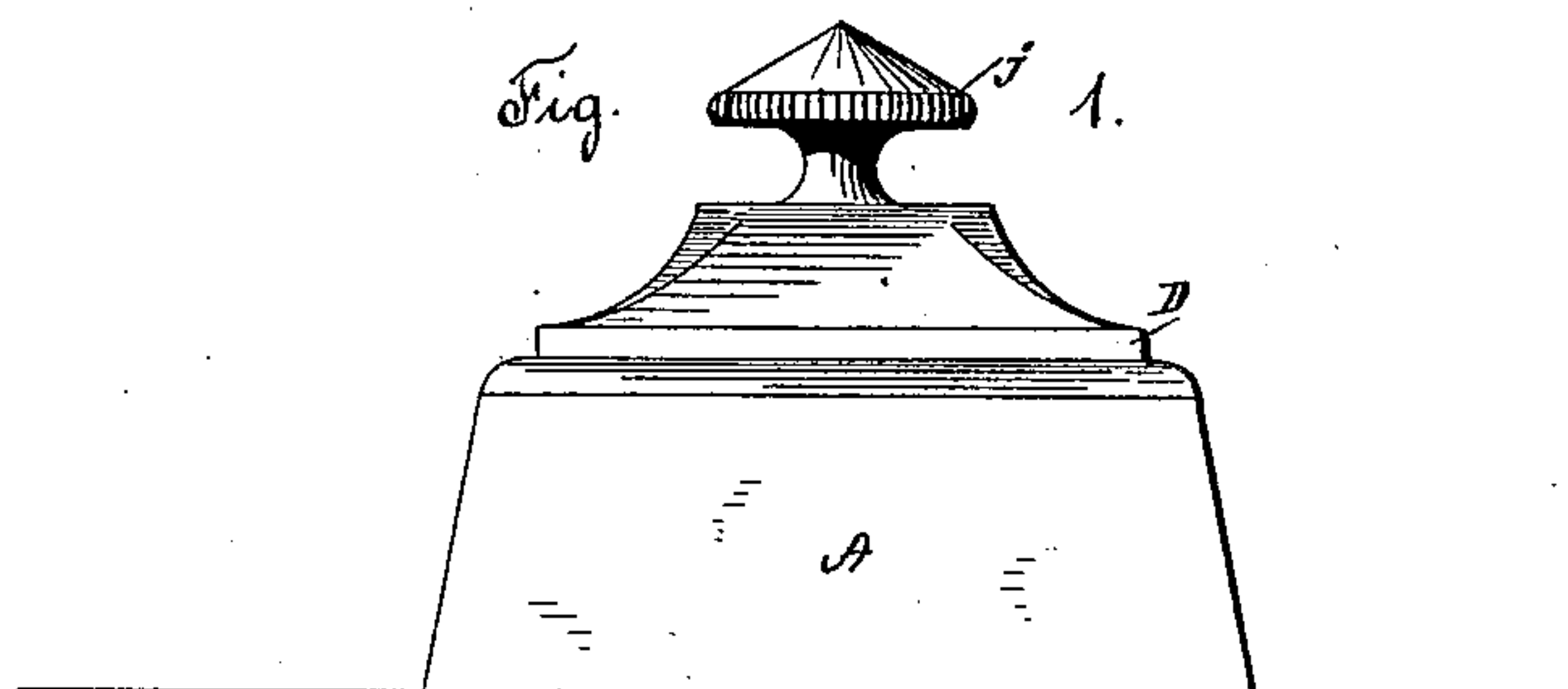


(No Model.)

L. A. JORDAN & S. O. MEADER.
PENCIL SHARPENER.

No. 426,940.

Patented Apr. 29, 1890.



Witnesses

Chas. F. Schmeltz.
James W. Keenan

Fig. 4.

Inventors

Lorenzo A. Jordan,
Stephen O. Meader,

By their Attorney

S. Scholfield

UNITED STATES PATENT OFFICE.

LORENZO A. JORDAN, OF CENTRAL FALLS, AND STEPHEN O. MEADER, OF
SAYLESVILLE, RHODE ISLAND.

PENCIL-SHARPENER.

SPECIFICATION forming part of Letters Patent No. 426,940, dated April 29, 1890.

Application filed January 31, 1890. Serial No. 338,795. (No model.)

To all whom it may concern:

Be it known that we, LORENZO A. JORDAN, of Central Falls, in the county of Providence, in the State of Rhode Island, and STEPHEN O. MEADER, of Saylesville, in the county of Providence and State of Rhode Island, have invented a new and useful Improvement in Pencil-Sharpener, of which the following is a specification.

Our invention consists in the improved combination of the knife with a receptacle for the shavings of the pencil and with a pivoted cover, which also forms a guide for the side of the pencil in sharpening, as hereinafter fully set forth.

Figure 1 represents a side elevation of our improved pencil-sharpener made in a form adapted for the purpose of a paper-weight. Fig. 2 represents a top view of the same. Fig. 3 represents a top view with the pivoted cover turned toward one side, as shown in dotted lines. Fig. 4 represents a vertical section without the cover. Fig. 5 represents a front edge view of the removable plate for holding the knife. Fig. 6 represents a detail section showing the spring-operated catch for fastening the cover.

In the accompanying drawings, A is a box or receptacle for the shavings of the pencil.

B is a removable plate provided with the elongated slot *a* and with the notch *b*, and which is adapted to rest upon the inwardly-projecting pins *c c* at the upper edge of the receptacle-chamber *d*, or other suitable support, and is also provided with the knife C, which is held firmly in position by means of the thumb-screw *e*, the said screw being held in the bridge *f*, which connects the downwardly-extending sides *g g* of the plate B.

The cover D is pivoted to one corner of the receptacle A by means of the screw *h*, and when the cover D is turned to one side, as shown by the dotted lines in Fig. 3, the edge *i* of the cover can be employed as a guide for the side of the pencil in drawing the same in an oblique direction across the edge of the knife C. The cover D is provided with a holding-knob *j*, by means of which the device

can be readily removed from place to place and be used for the purpose of a paper-weight.

In order to fasten the pivoted cover D in the position shown in Fig. 2, a spring-operated catch *k* is provided, as shown in Figs. 3 and 6, which catch enters a recess *l*, made in the under side of the cover. Whenever it is desired to remove the shavings from the chamber *d*, the plate B can be lifted and removed from the receptacle A by inserting an instrument into the notch *b*, the cover D being at the same time turned entirely to one side upon its pivot *h*.

We claim as our invention—

1. The combination, with the receptacle for the shavings and the adjustable knife, of the pivoted cover adapted to form an obliquely-directed guide for the movement of the pencil over the knife, substantially as described.

2. The combination, with the removable plate provided with an adjustable knife, of the receptacle for the shavings and the pivoted cover which is adapted to form an obliquely-directed guide for the movement of the pencil over the knife, substantially as described.

3. The combination, with the removable plate provided with an adjustable knife and a lifting-notch, of the receptacle for the shavings and the pivoted cover having a lifting-knob and adapted to form an obliquely-directed guide for the movement of the pencil over the knife, substantially as described.

4. The combination, with the removable plate provided with an adjustable knife and a lifting-notch, of the receptacle for the shavings, the pivoted cover having a lifting-knob and adapted to form an obliquely-directed guide for the movement of the pencil over the knife, and the spring-operated catch for holding the cover in position to cover the removable plate, substantially as described.

LORENZO A. JORDAN.
STEPHEN O. MEADER.

Witnesses:

JOHN S. LYNCH,
SOCRATES SCHOLFIELD.