

(No Model.)

J. HOLLAND.
FOUNTAIN PEN.

No. 426,813.

Patented Apr. 29, 1890.

FIG. 1.

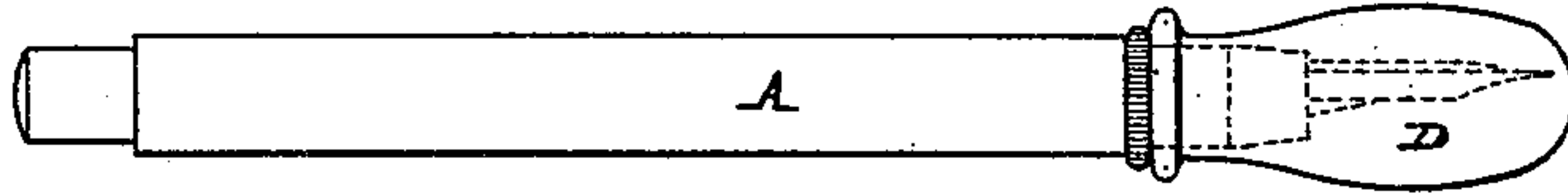


FIG. 2.

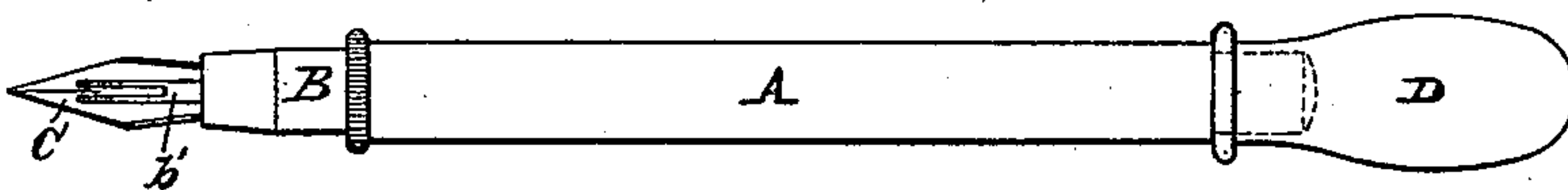


FIG. 3.

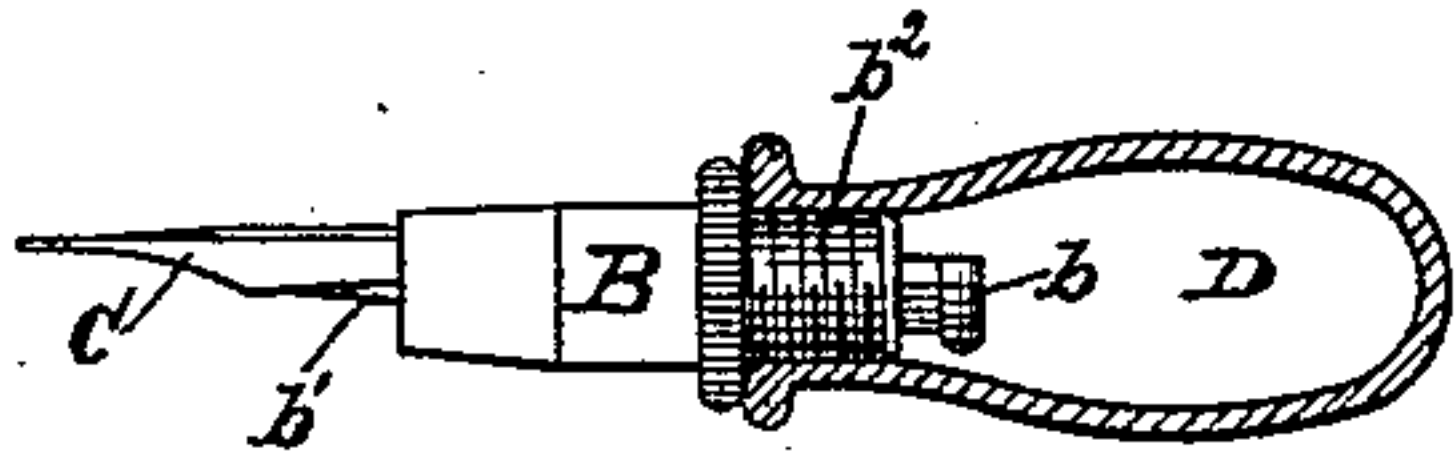
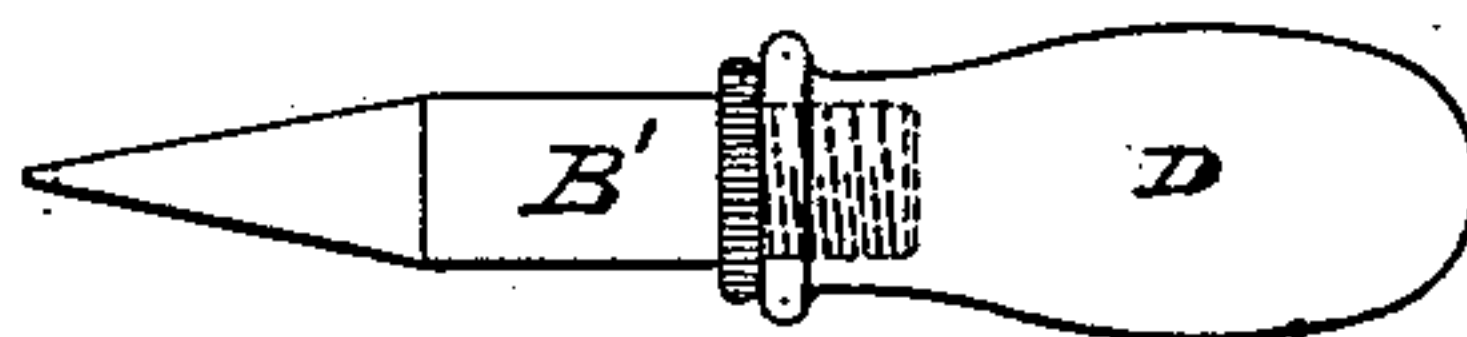


FIG. 4.



Witnesses

Frank L. Millward
J. Davis

Inventor

John Holland
By his Attorney Geo. Murray

UNITED STATES PATENT OFFICE.

JOHN HOLLAND, OF CINCINNATI, OHIO.

FOUNTAIN-PEN.

SPECIFICATION forming part of Letters Patent No. 426,813, dated April 29, 1890.

Application filed December 23, 1889. Serial No. 334,684. (No model.)

To all whom it may concern:

Be it known that I, JOHN HOLLAND, a citizen of the United States, and a resident of Cincinnati, in the county of Hamilton and State of Ohio, have invented certain new and useful Improvements in Fountain-Pens, of which the following is a specification.

The object of this invention is to produce a cheap, compact, and cleanly fountain-pen and dispense with the ordinary filler and point-protector. This I accomplish by adapting an elastic bulb to fit over either end of the point-section, so that the bulb acts as the point-protector when the pen is carried in the pocket, and, in connection with the point-section and writing-point, serves as the filler for the hollow handle or fountain.

In the accompanying drawings, Figure 1 is a side elevation of a fountain-pen with the elastic bulb covering and protecting the point, as when the pen is carried in the pocket. Fig. 2 is a front elevation of the same with the bulb removed from the point and placed over the end of the holder, as when the pen is ready for use. Fig. 3 is a view, partly in side elevation, of the point-section removed from the handle and having the elastic bulb placed over its inner end for the purpose of using the point-section and bulb as a filler. The bulb is shown in central longitudinal section. Fig. 4 is a longitudinal elevation of the point-section of a stylographic fountain-pen detached from the handle or holder and having the bulb upon its inner end, the two so combined serving as a filler.

The fountain-holder A, point-section B, and pen-point C are of usual construction. The point-section is fitted with a cylindrical plug *b*, which is cut away upon one side to form the ink-duct through which the ink is fed, governed by the fingers *b'*, to the pen-point.

D is an elastic bulb, such as is commonly used upon "fillers" or "droppers." This bulb when placed over the pen and point-section, as seen in Fig. 1, protects the point from injury when the pen is not in use, and in case of leakage prevents the ink from escaping into the pocket should the pen be carelessly placed point downward in the pocket.

When it is desired to use the pen, the bulb is removed and may, for convenience, be placed over the end of the pen-holder, as shown in Fig. 2.

When it is desired to fill the pen, the point-section is removed from the holder. The bulb D is placed over the screw-threaded portion *b²* of the point-section, Fig. 3. The point-section and bulb thus arranged may be used as an ordinary filler. The point-section B' (shown in Fig. 4) is of that class in which the spring-pressed needle-valve is attached to a hollow or cut-away cylindrical plug and inserted in the point-section from the inner end, as is the plug *b*, Fig. 3. When the point-section B' is to be used as a filler, this plug with the needle-valve is first removed and the bulb D placed over the point, as shown.

In using the ordinary "dropper" or the point-cover, as in my patent, No. 415,838, of November 26, 1889, for filling fountain-pens, the bulb is completely exhausted; but some ink always remains in the tubular part, making it necessary to wash and cleanse it after use to prevent the duct from becoming clogged. This trouble and the consequent loss of ink are avoided by my present invention, as whatever ink remains in the point-section is used in writing.

I claim—

1. The combination of the fountain-holder, the point-section for said holder, and the elastic bulb D, adapted to fit over either end of the said point-section to serve as a point-protector when placed over the writing-point, and, in connection with the point-section, as a filler when placed over the inner end of the point-section, substantially as hereinbefore set forth.

2. The fountain-pen consisting of the holder A, point-section B, and elastic bulb D, said bulb being adapted to fit over either end of the point-section, as a new article of manufacture, said parts being combined and arranged substantially as specified.

JOHN HOLLAND.

Witnesses:

GEO. J. MURRAY,
FRANK L. MILLWARD.