

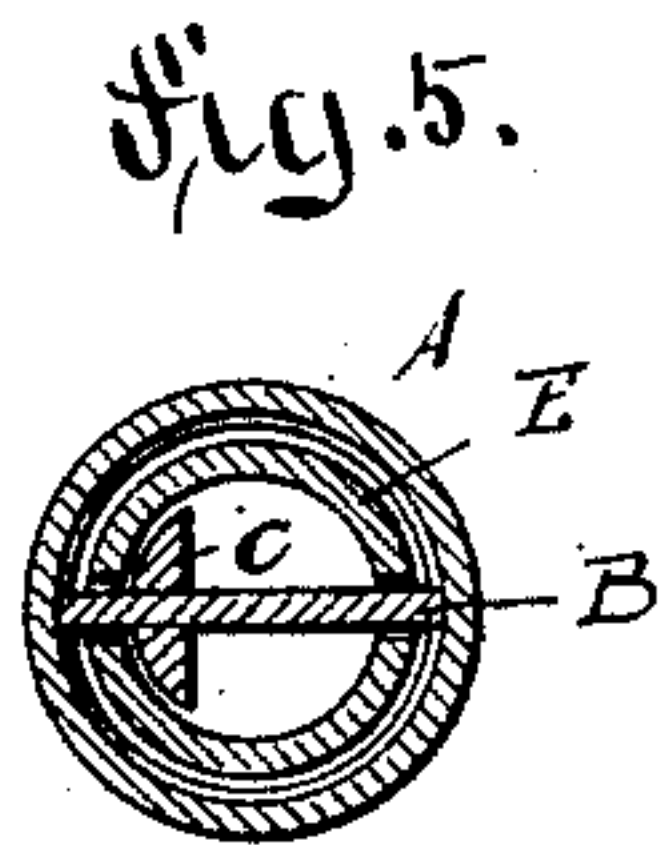
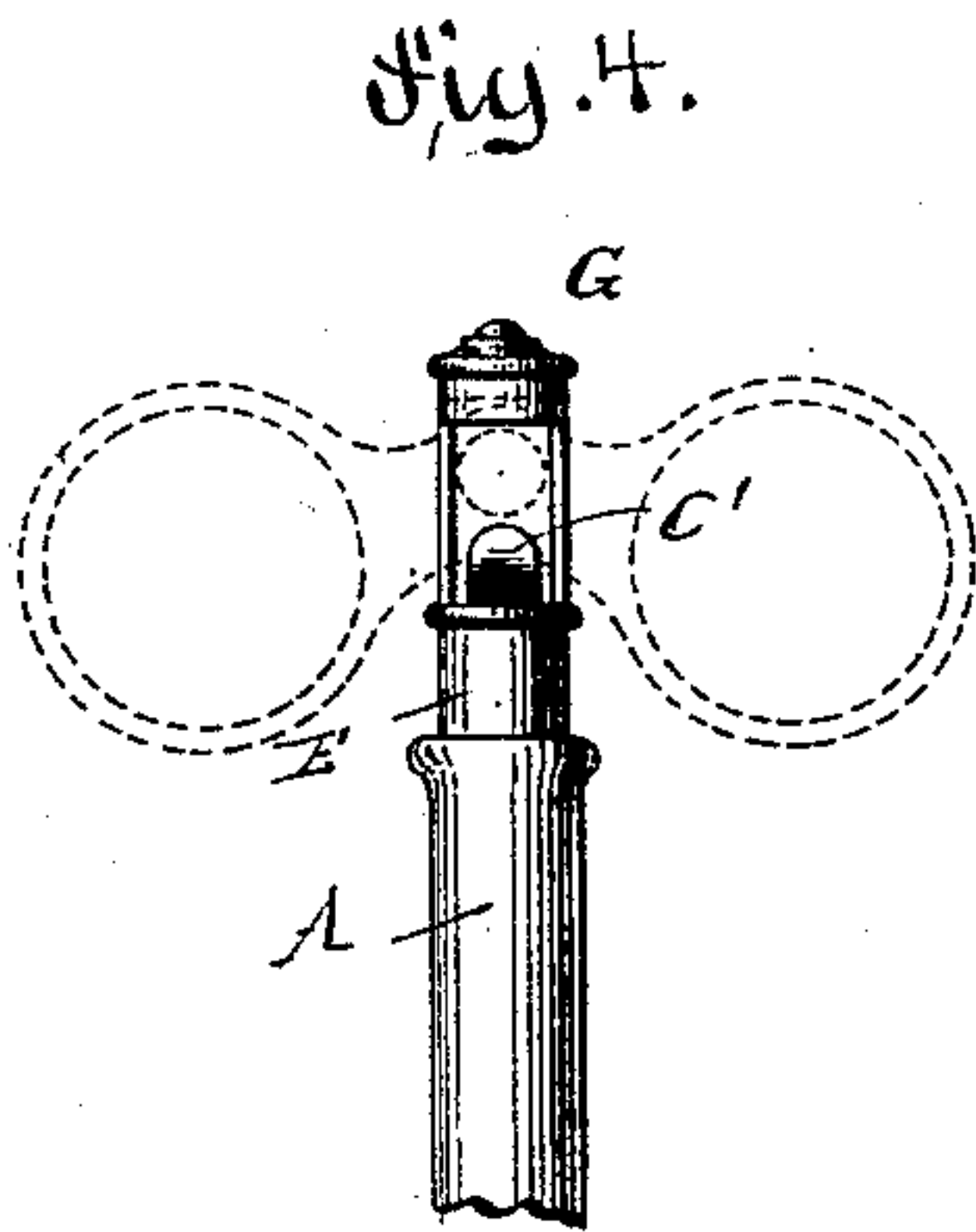
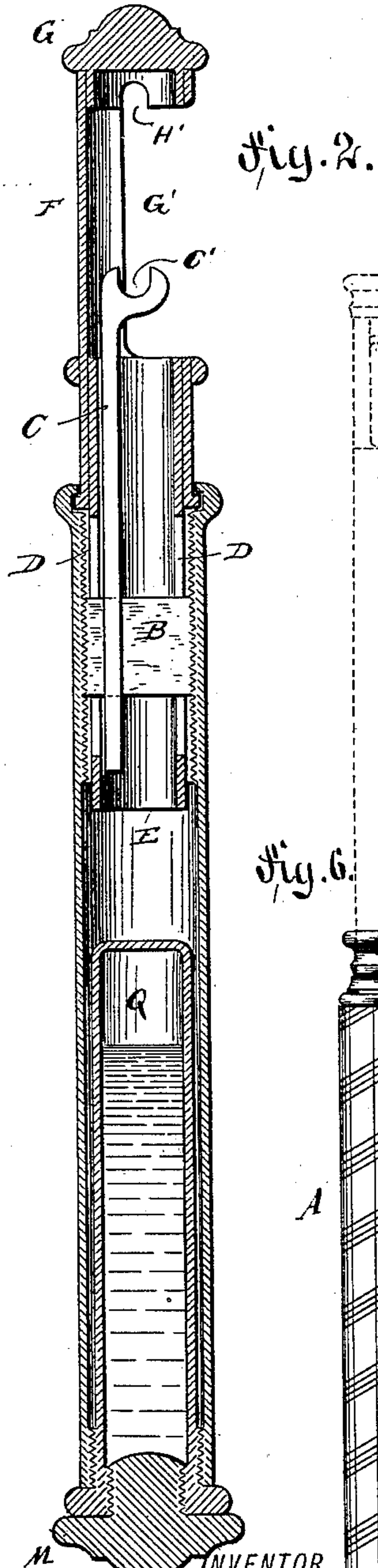
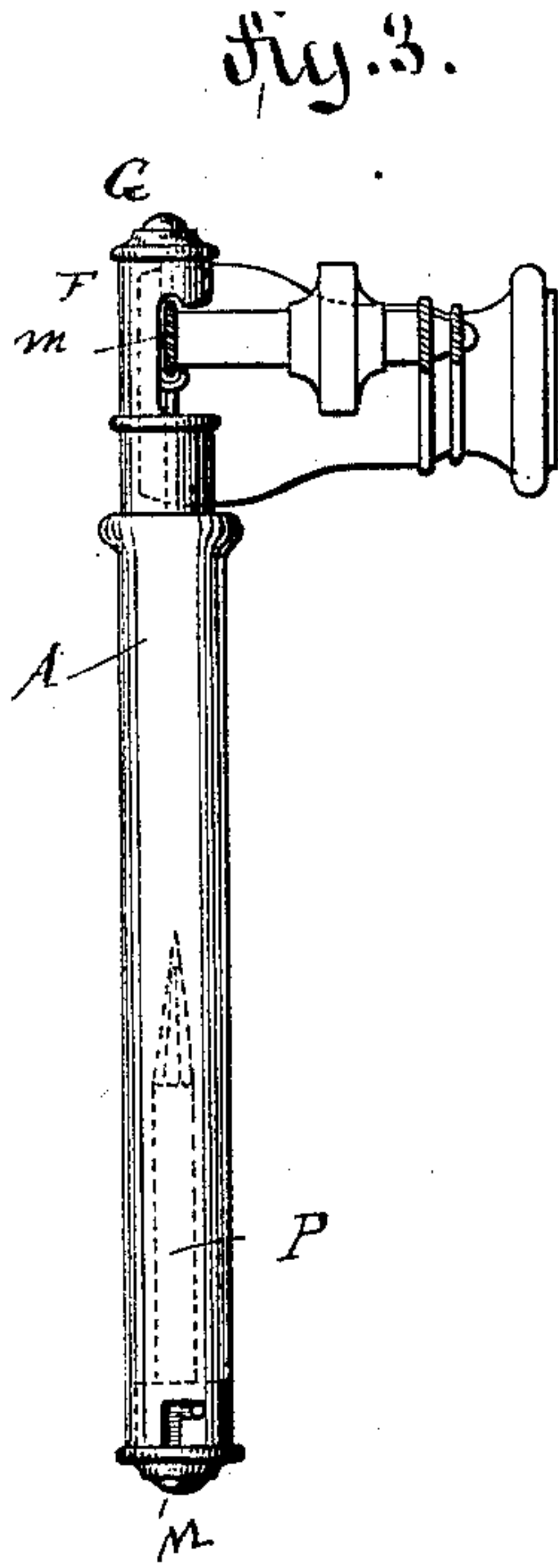
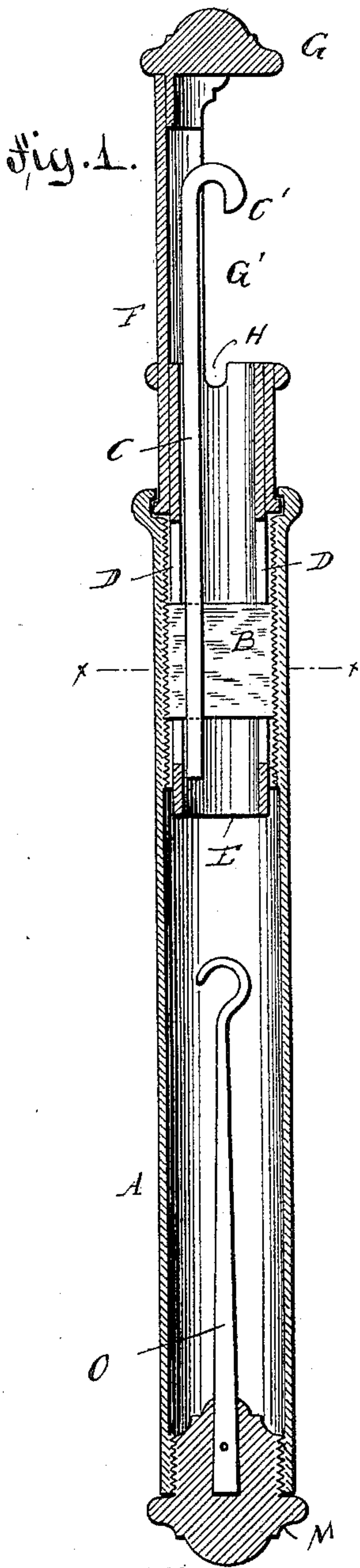
(No Model.)

L. W. LEVY & J. U. GEROW.

OPERA GLASS HOLDER.

No. 424,611.

Patented Apr. 1, 1890.



WITNESSES:

For N. Rosenbaum.
Reimherr

INVENTOR
Louis W. Levy &
Joseph U. Gerow
BY
Joseph U. Gerow
ATTORNEYS

UNITED STATES PATENT OFFICE.

LOUIS W. LEVY, OF NEW YORK, AND JOSEPH U. GEROW, OF BROOKLYN,
ASSIGNORS TO LEVY, DREYFUS & CO., OF NEW YORK, N. Y.

OPERA-GLASS HOLDER.

SPECIFICATION forming part of Letters Patent No. 424,611, dated April 1, 1890.

Application filed October 26, 1889. Serial No. 328,283. (No model.)

To all whom it may concern:

Be it known that we, LOUIS W. LEVY, of the city, county, and State of New York, and JOSEPH U. GEROW, of Brooklyn, in the county of Kings and State of New York, citizens of the United States, have invented certain new and useful Improvements in Opera-Glass Holders, of which the following is a specification.

This invention relates to that class of devices that are used for holding opera-glasses; and the object of our invention is to provide an opera-glass holder which is simple in construction, strong, and durable, and which can be used for holding various toilet articles, such as a button-hook, a bottle of perfumery, or pencils and the like.

The invention consists in the construction and combination of parts and details, as will be fully described hereinafter, and finally be pointed out in the claim.

In the accompanying drawings, Figure 1 is a vertical longitudinal sectional view of our improved opera-glass holder. Fig. 2 is a similar view showing a modified construction. Fig. 3 is a side view showing a modified construction. Fig. 4 is a detail view showing the clamp of Fig. 2; and Fig. 5 is a transverse sectional view on the line $x x$, Fig. 1. Fig. 6 is a side view of a telescopic holder.

Similar letters of reference indicate corresponding parts.

The tube A, which may be provided with any desired exterior ornamentation, is provided at its upper end with an interior screw-thread, which engages the serrated or screw-threaded side edges of a plate B, which is passed through a slot in the lower end of a rod C, provided at its upper end with a hook C', and is also passed through longitudinal slots D in a sleeve E, held by a suitable contrivance in the upper end of the tube A and provided with an upwardly-projecting part F, having a suitable head G and recess G'. Notches H are formed in the upper end of the sleeve E to form a suitable abutment. The cross-piece m , uniting the outer ends of the lens-tubes of the opera-glass, is placed on the sleeve E in such a manner that its bottom edges rest in notches H, and then the tube A is turned in such a manner as to move the screw-plate B downward, whereby the hook C' is pressed against the upper edge of

said plate, uniting the outer ends of the lens-tubes, whereby the opera-glass is held securely. As shown in Fig. 2, notches H' may be formed in the under side of the head G, and the hook C' is reversed. To hold the opera-glass with this construction, the upper edge of the cross-piece m is placed in the notches H', and the tube A is turned in such a manner as to move the screw-plate B and the rod C upward, so as to press the hook on the upper end of the rod C against the bottom edge of said cross-piece m of the lens-tubes. With either construction the opera-glass is held securely and can be attached or detached easily and rapidly.

The hook-rod C is entirely within the sleeve E and does not project from the same, thus permitting of sliding said sleeve into a tube in case a telescopic holder is desired. In that case the sleeve E would be held in the manner described on a tube adapted to slide into the tube A.

The tube A is provided at its lower end with a removable end piece M, to which a button-hook O, pencil P, or a perfumery-bottle Q, or any suitable article, can be attached, thus rendering the lower end of the tube A serviceable as a holder for such articles that are handy and convenient for persons visiting a theater—for example, a button-hook for closing gloves, a bottle for containing perfumery, cologne-water, or aromatic salts, &c.

Having thus described our invention, we claim as new and desire to secure by Letters Patent—

In an opera-glass holder, the combination, with a tube having an interior screw-thread, of a screw-plate screwed into said tube, a rod connected with the screw-plate to move in the direction of the length of the tube with said screw-plate, a hook formed on the upper end of said rod, and an abutment formed on the tube, toward and from which abutment the hook on the end of the rod can be moved, substantially as set forth.

In testimony that we claim the foregoing as our invention we have signed our names in presence of two subscribing witnesses.

LOUIS W. LEVY.
JOSEPH U. GEROW.

Witnesses:

OSCAR F. GUNZ,
W. REIMHERR.