

(No Model.)

R. S. STRATTON.  
INFANT'S TOILET CASE AND BATH.

No. 424,512.

Patented Apr. 1, 1890.

Fig. 2.

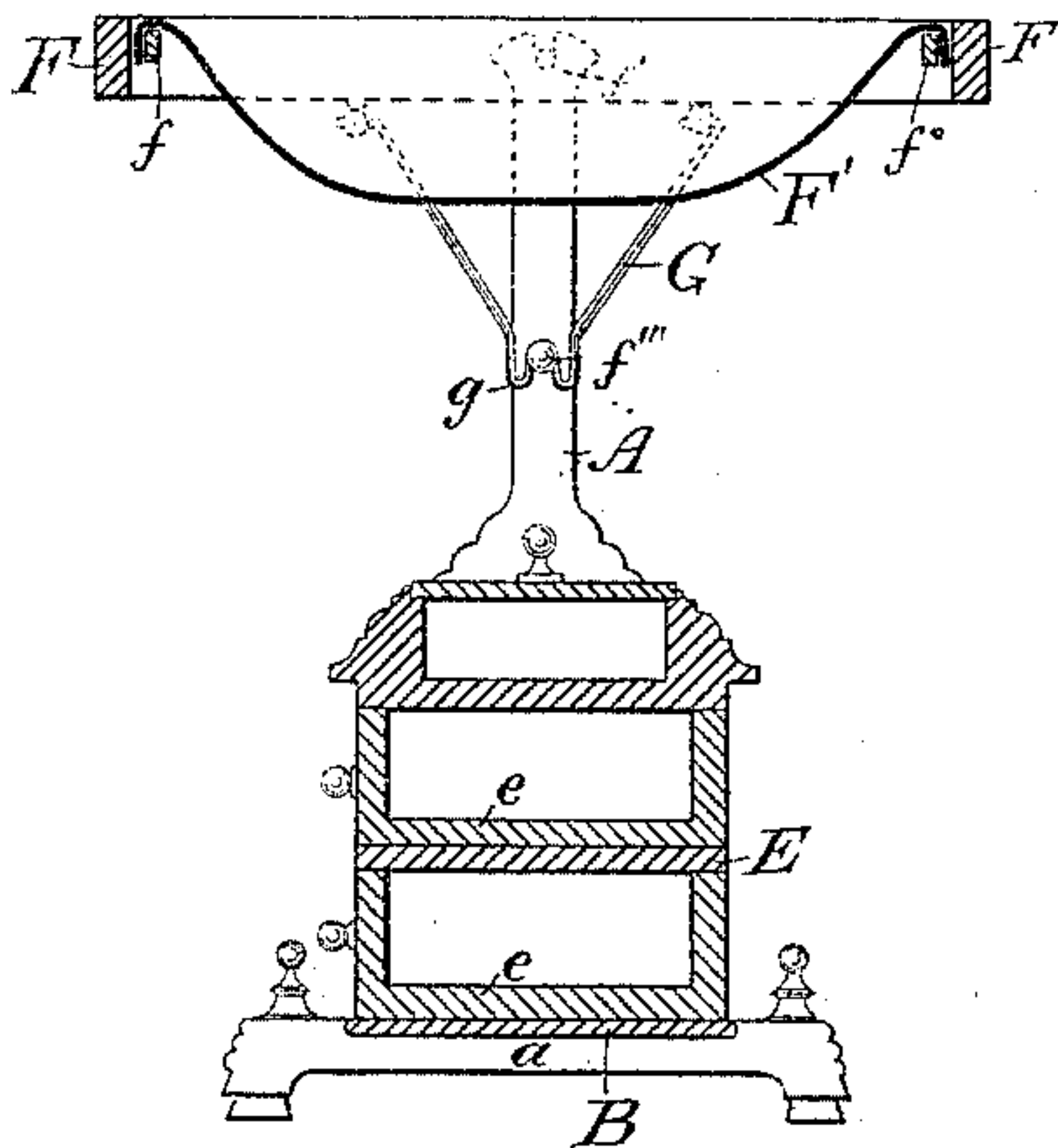


Fig. 1.

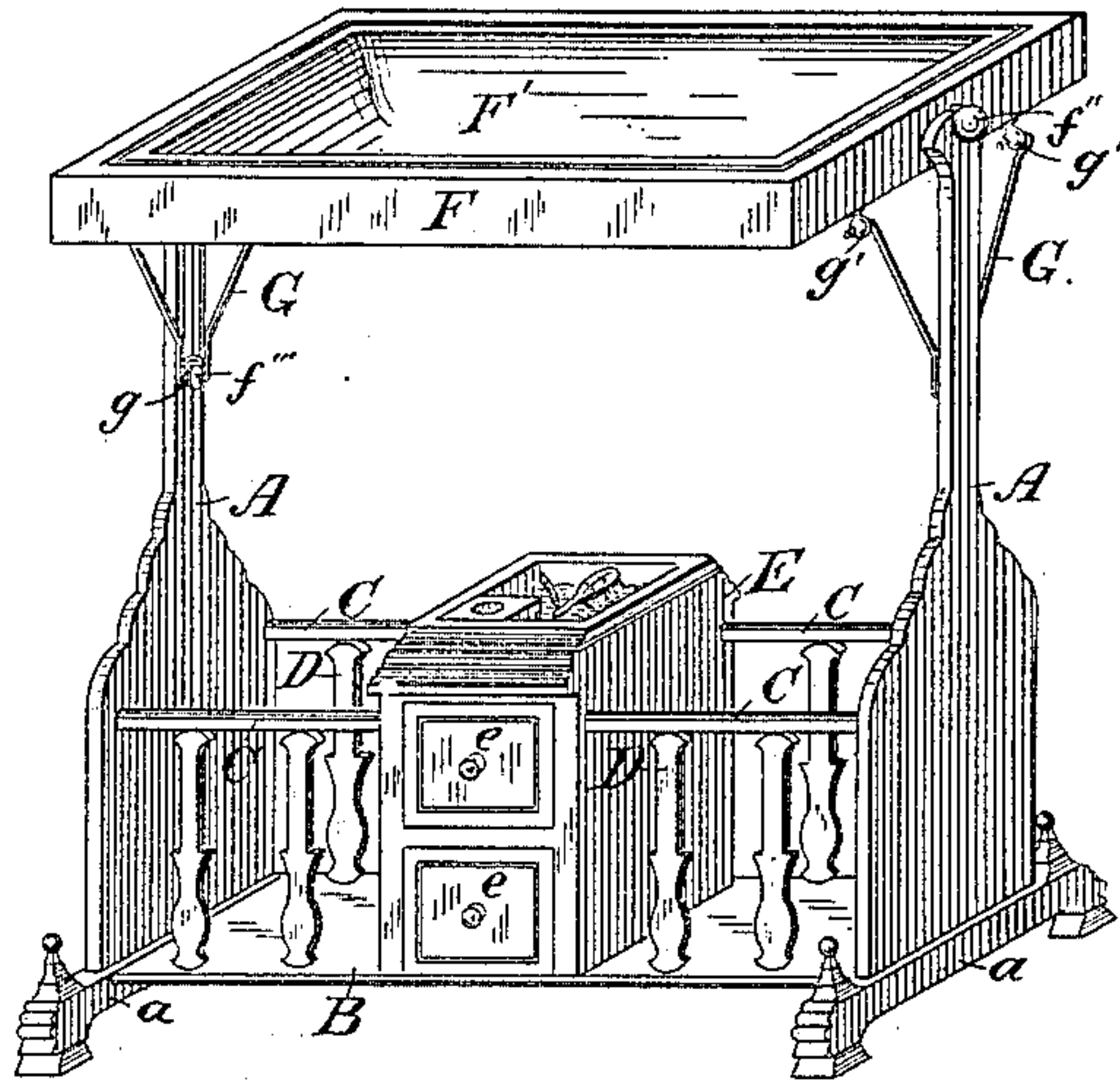


Fig. 4.

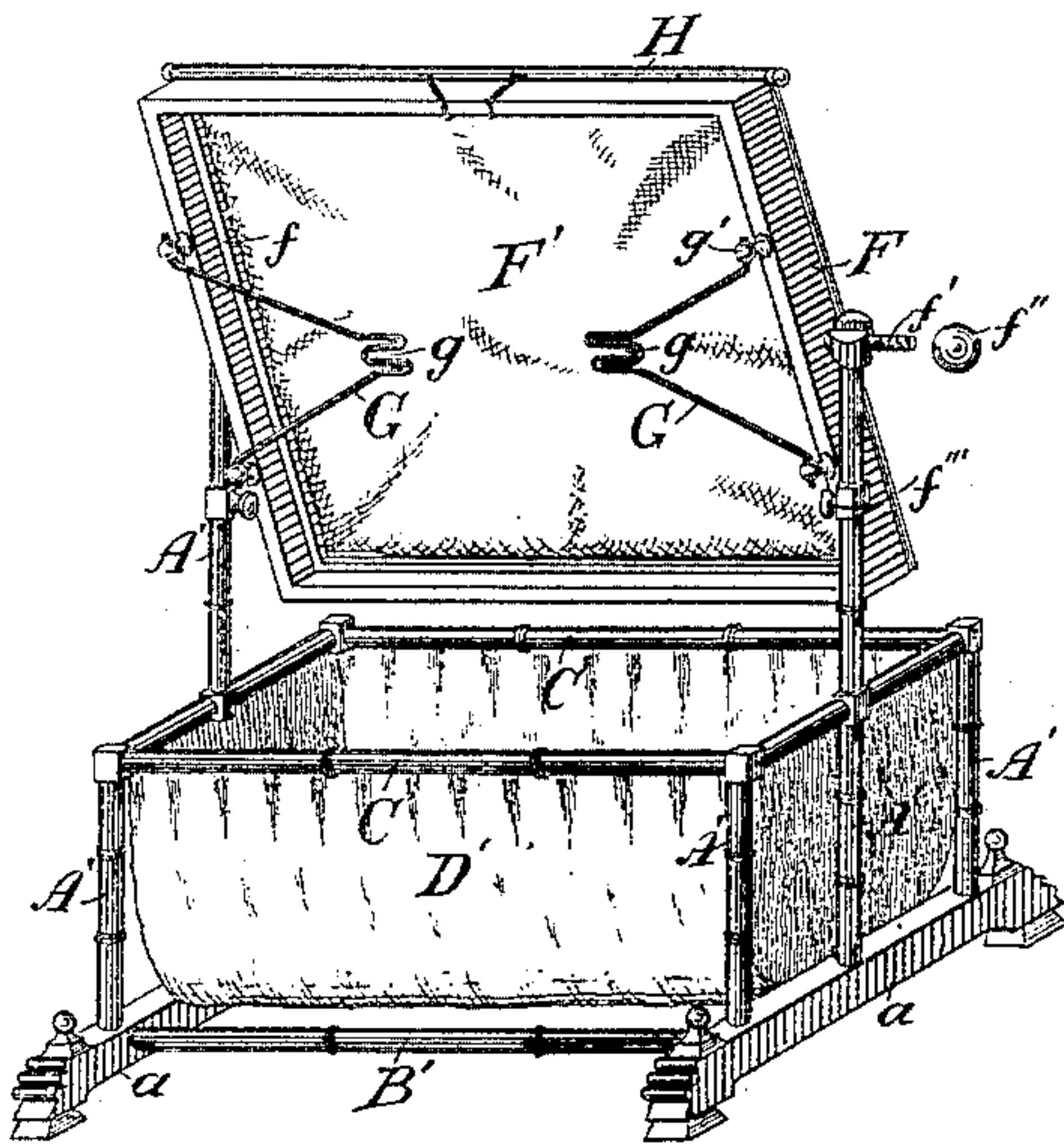
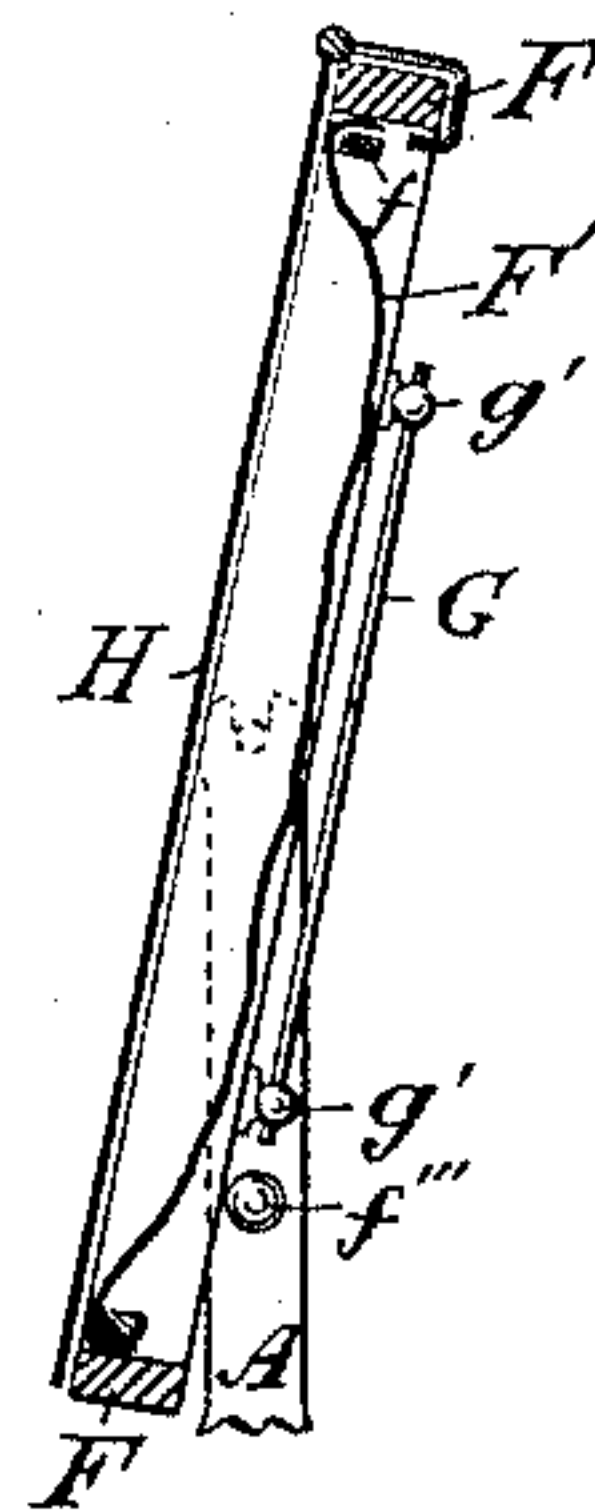


Fig. 3.



Witnesses:  
Chas. Raley.  
J. Hurcomb.

Robert S. Stratton,  
Inventor.  
A. Harvey  
Attorney.



# UNITED STATES PATENT OFFICE.

ROBERT SAMUEL STRATTON, OF ORILLIA, ONTARIO, CANADA.

## INFANT'S TOILET-CASE AND BATH.

SPECIFICATION forming part of Letters Patent No. 424,512, dated April 1, 1890.

Application filed May 24, 1888. Serial No. 274,988. (No model.)

*To all whom it may concern:*

Be it known that I, ROBERT SAMUEL STRATTON, of Orillia, in the Province of Ontario, Dominion of Canada, have invented new and useful Improvements in Combined Infants' Toilet-Cases and Baths; and I do hereby declare that the following is a full, clear, and exact description of the same, reference being had to the accompanying drawings, forming a part hereof.

The object of my invention is to provide a convenient, comfortable, and portable bath for infants and combine therewith a receptacle for the many articles used for their comfort.

Figure 1 is a perspective view of my improved combined bath and toilet-case. Fig. 2 is a cross-section of the same. Fig. 3 is a partial cross-section showing the bath tilted when not in use as such, and Fig. 4 is a perspective view of a modified form of the same article.

A A are two end pieces, which are secured upon foot-rails *a*, said ends being wide at the bottom and narrow at the top. They are connected below by a bottom B and by a rail C at each side of the upper portion of the wide part, the space between said bottom and rail being filled with balusters D to form a receptacle for linen, clothes, and similar articles. In the center of said receptacle may be placed a cabinet E, having drawers *e* and recess at the top for holding comb, brush, powder-box, and other toilet requisites. Said recess may be closed by a lid or cover.

F is a frame, in which is hung a rubber or other water-proof fabric F' by securing the edges of the same to the inner sides of the rails by strips *f*, said fabric being hung baggy to serve as a bath.

*f' f'* are pins secured in two opposite ends of the frame to support the same upon the ends A, the upper end of each of which is formed with a slot, into which said pin fits. This pin may have a threaded end fitted with a knob *f''*, serving as a nut for clamping the frame F in position. To steady said frame more effectually, a wire bracket G is provided at each end thereof, secured to the lower edge of the frame, preferably by a hinge-joint *g'*, so that said bracket may be folded

inside the frame and out of the way when the frame is tilted out of use as a bath. The lower extremity of the bracket G is provided with a slot *g*, adapted to engage a pin *f'''*, secured in the standard A. A curtain H may be provided to cover the top of the bath when not in use.

Instead of using solid ends A, as shown in Fig. 1, ends A' may be used, formed of open rails framed together with a central upwardly-extending standard, as shown in Fig. 4. The solid bottom may also be replaced by bottom rails B' and a receptacle formed by a lining or hanging D', of any suitable fabric, secured to the upper rails C and the ends A'. The cabinet E may also be dispensed with in this modification, as shown.

When the bath is not in use, the frame F may be lifted from its place and emptied, then replaced upon its pivots *f'* in the slots of the standards or ends A or A', the wire brackets G folded inside, as shown in Figs. 3 and 4, and the frame tilted into a slanting position and the curtain H thrown over the face of it, and may then serve as a fire-screen, Figs. 1 and 2 show the position of the bath when in use.

I claim as my invention—

1. In a combined bath and toilet-case for infants, the combination of the ends or standards having an upward extension slotted at the top, a connecting piece or pieces connecting said ends or standards at the bottom, rails connecting the upper ends of the lower wide portion of said ends or standards, a frame holding a water-proof fabric adapted to serve as a bath-tub, said frame being provided with pivots supported in the slotted upper ends of the standards, and with hinged slotted brackets, said brackets being adapted to engage a pin on said standards, substantially as set forth.

2. In a combined bath and toilet-case for infants, the combination of the ends or standards A, having foot-rails *a*, the bottom B, and rails C, connecting said ends, balusters D, held by said bottom and rails, the frame F, holding a water-proof fabric adapted as a bath-tub, said frame supported upon pivots *f'* in slots at the top of the ends A, and a hinged wire bracket G, secured to said frame, hav-

ing a slot *g* and adapted to engage a pin *f'''* in said ends A, for the purpose of steadying said frame, substantially as set forth.

3. In a combined bath and toilet-case for  
5 infants, the combination of the ends or standards A, having foot-rails *a*, the bottom B, and rails C, connecting said ends, the balusters D, filling the space between the bottom and top

rails, the cabinet E, and the pivoted bath-tub F F', having the hinged brackets G, substantially as set forth. 10

ROBERT SAMUEL STRATTON.

Witnesses:

JOSIAH P. HENDERSON,  
JAS. B. HENDERSON.