

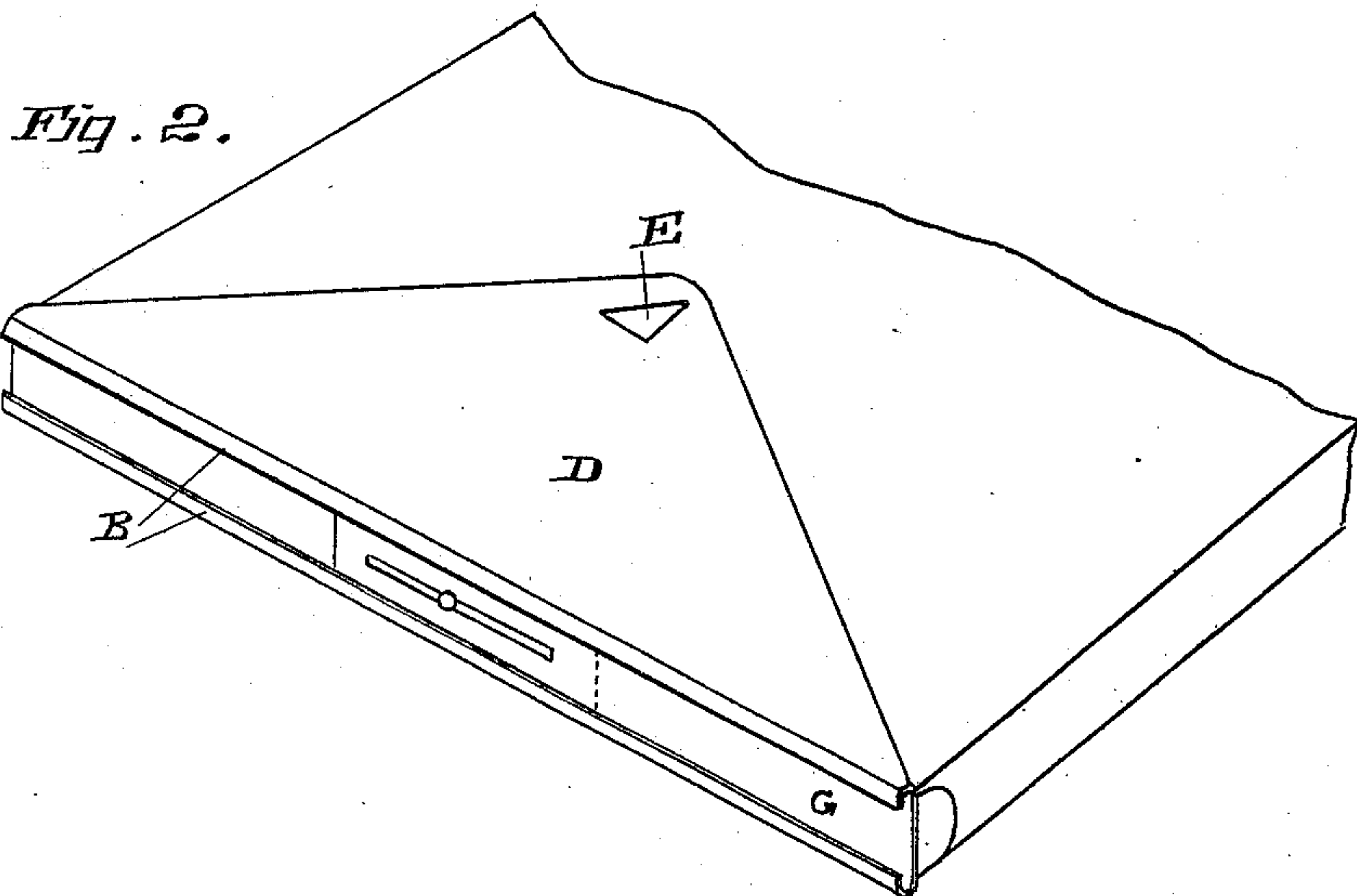
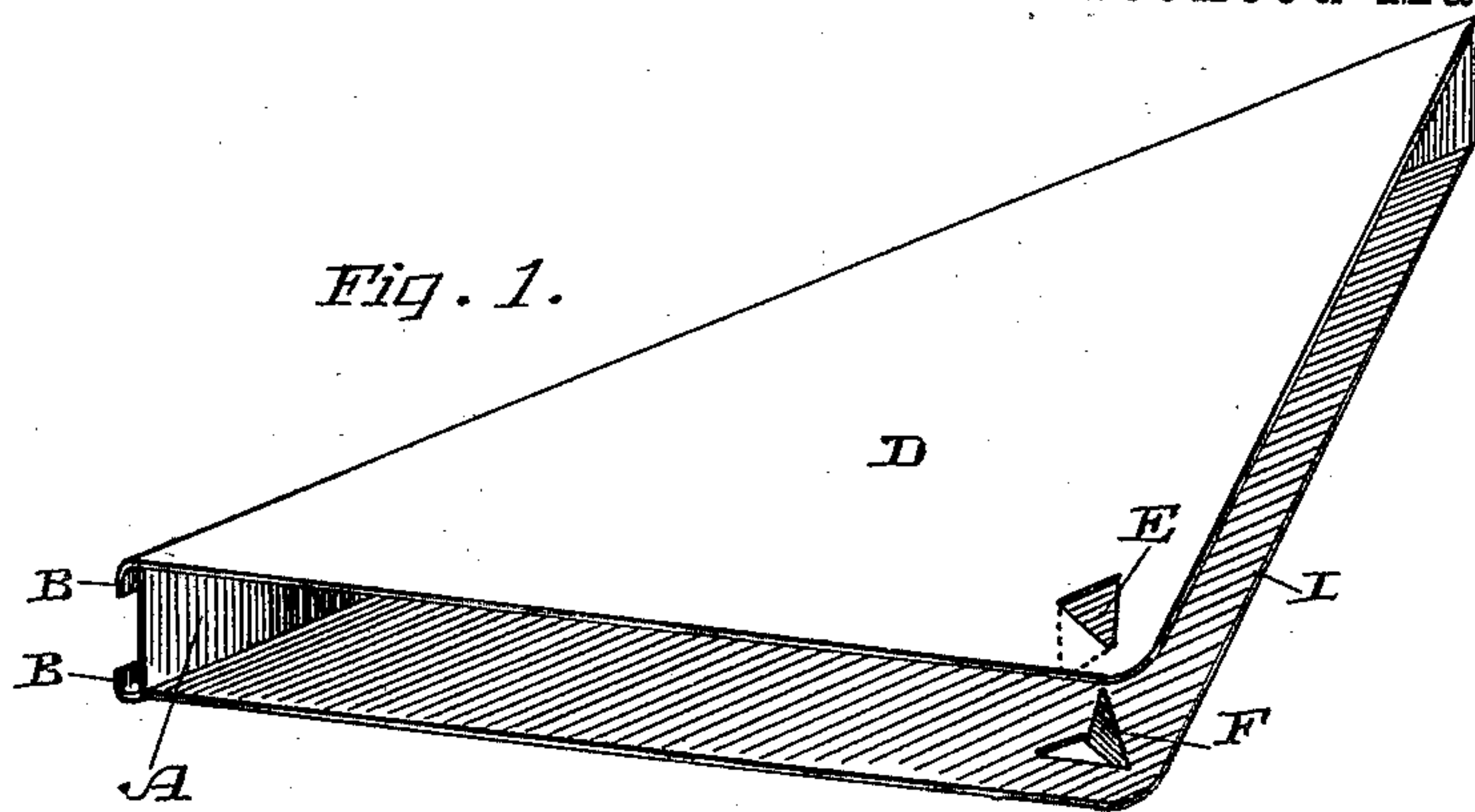


(No Model.)

S. BAUMAN.
TICKET HOLDER FOR MARKING GOODS.

No. 423,981.

Patented Mar. 25, 1890.



Witnesses,
Geo. H. Strong
J. H. Morse

Inventor,
Samuel Bauman
By Dewey & Co.
attys

UNITED STATES PATENT OFFICE.

SAMUEL BAUMAN, OF SANTA CRUZ, CALIFORNIA.

TICKET-HOLDER FOR MARKING GOODS.

SPECIFICATION forming part of Letters Patent No. 423,981, dated March 25, 1890.

Application filed October 4, 1889. Serial No. 326,029. (No model.)

To all whom it may concern:

Be it known that I, SAMUEL BAUMAN, a citizen of the United States, residing at Santa Cruz, Santa Cruz county, State of California, have invented an Improvement in Ticket-Holders for Marking Goods; and I hereby declare the following to be a full, clear, and exact description of the same.

My invention relates to a device for holding a ticket or marking device to be employed with what is known as "piece-goods."

It consists in certain details of construction which will be more fully explained by reference to the accompanying drawings, in which—

Figure 1 is a perspective view of my device. Fig. 2 is a similar view showing it applied to the board upon which the piece of goods is rolled. Fig. 3 shows the extension-plates, edge view. Fig. 4 shows the extension-plates, plan view.

A is a plate having the guides or flanges B raised above its surface, with their edges turned inwardly sufficiently to hold a card or ticket C. One end of this device is left open, so that the ticket may be easily slipped in or out at this end. Upon the ticket may be printed prices, number of yards, or any matter which may be desirable in connection with the goods. This ticket or card may be of silica paper, so that marks may be easily changed at any time, in which case it may be permanently fixed in the channel in the plate.

From the rear of the plate A extends the elastic fastening device, which may consist of wires; but in the present case I have shown as preferable the flat elastic plate bent backward, so as to form two sides D D, separated by a space about equal to the thickness of the board to which the device is to be attached. The free ends of the plates D have a tendency to press together by reason of their elasticity, and when slipped upon a board they clamp or grip it with considerable force.

At or near the ends of the plates D slots E are cut in the shape of a right-angle triangle, one side not being cut away. The triangular piece is turned inwardly, so that it stands approximately parallel with the long side or

edge of the board or at right angles with the front or card-holding portion A. By separating the plates D sufficiently apart, so that they will clasp the end of the board G upon which the cloth is to be rolled, these plates may be pushed along upon each side of the board until the back of the plate A comes in contact with the end of the board. The triangular lugs F, which project inwardly from the plates D, as before described, will, by reason of the elasticity of these plates, be forced into the substance of the board sufficiently to hold the device firmly and prevent its being pulled off.

Any card may be easily introduced into the guides upon the front of the holder, and any changes in the card may be made whenever desired.

In some cases it will be found desirable to make the holder A with extension-strips G, the outer ends of which are bent so as to hook over the sides of the board. The central portions of these strips pass beneath or behind the plate A, extending so far as to overlap each other, and they are suitably guided so that they may slip out or in, and may thus be extended or shortened and adjusted to fit and cover the ends of boards having different widths, making a neat finish for them.

Having thus described my invention, what I claim as new, and desire to secure by Letters Patent, is—

1. The combination, with a plate adapted to hold a card, of sliding extension-plates connected with the front of said plate and having bent outer ends adapted to hook over the sides of the board.

2. A card-holder for piece-goods, consisting of a plate adapted to hold a card having rearwardly-extending arms, whereby said plate is secured to the end of the board, and the sliding extension-plates connected with the front of the plate, so as to cover the end of the board, substantially as herein described.

In witness whereof I have hereunto set my hand.

SAMUEL BAUMAN.

Witnesses:

C. H. BERNHEIM,

MELVILLE J. BERNHEIM.