

(No Model.)

S. WHEELER.
ROLLED ENVELOPE.

No. 422,865.

Patented Mar. 4, 1890.

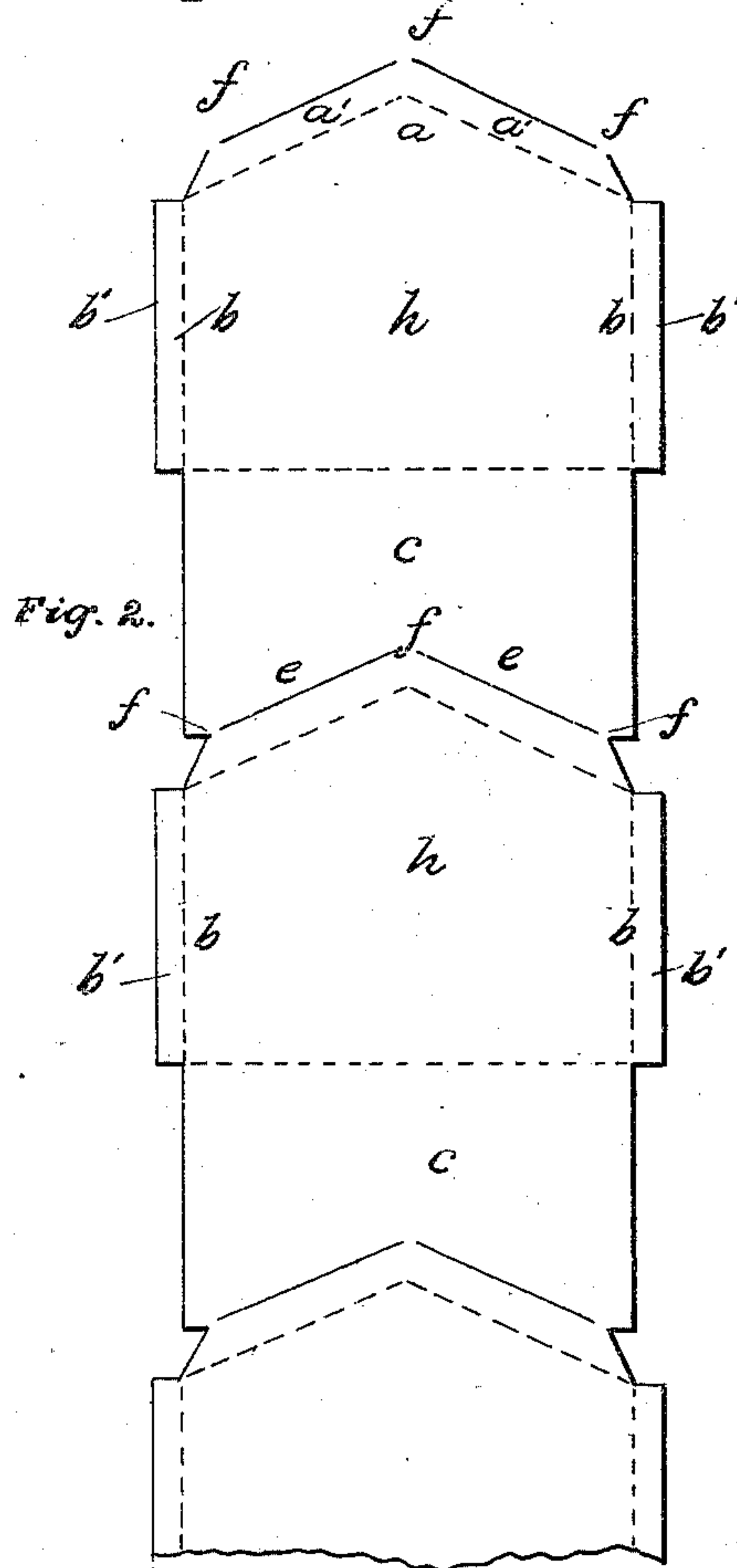
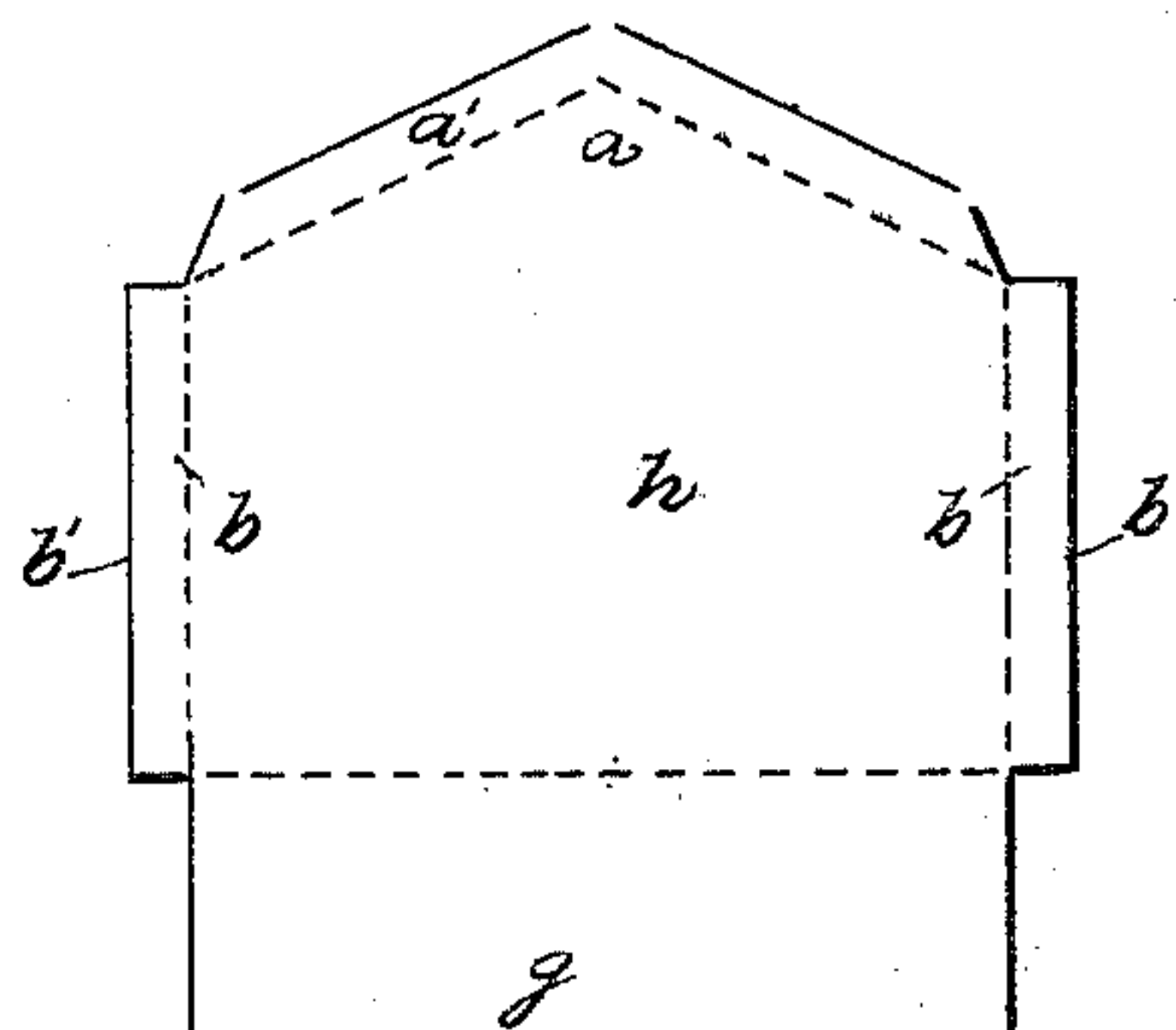
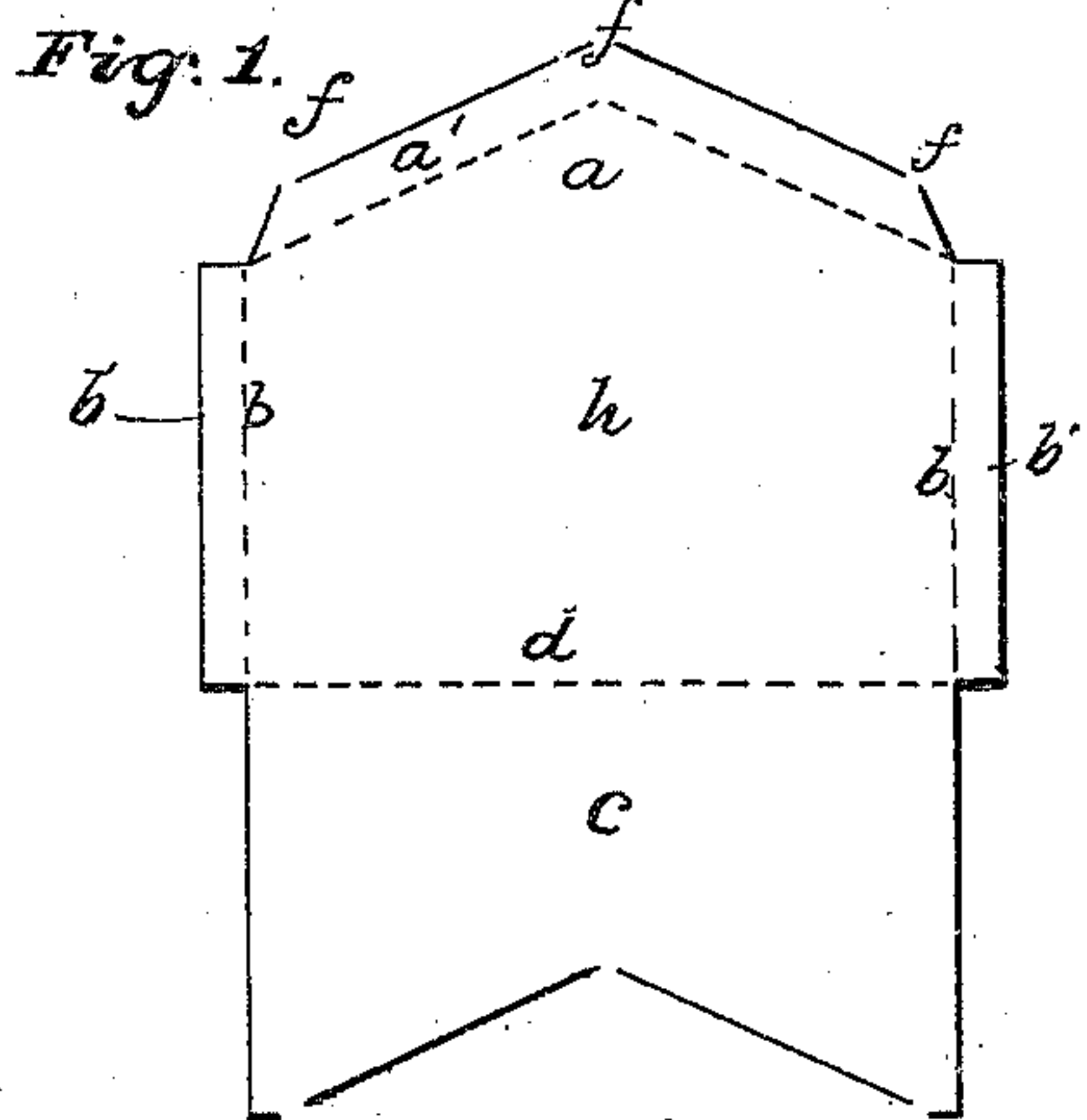


Fig. 3.

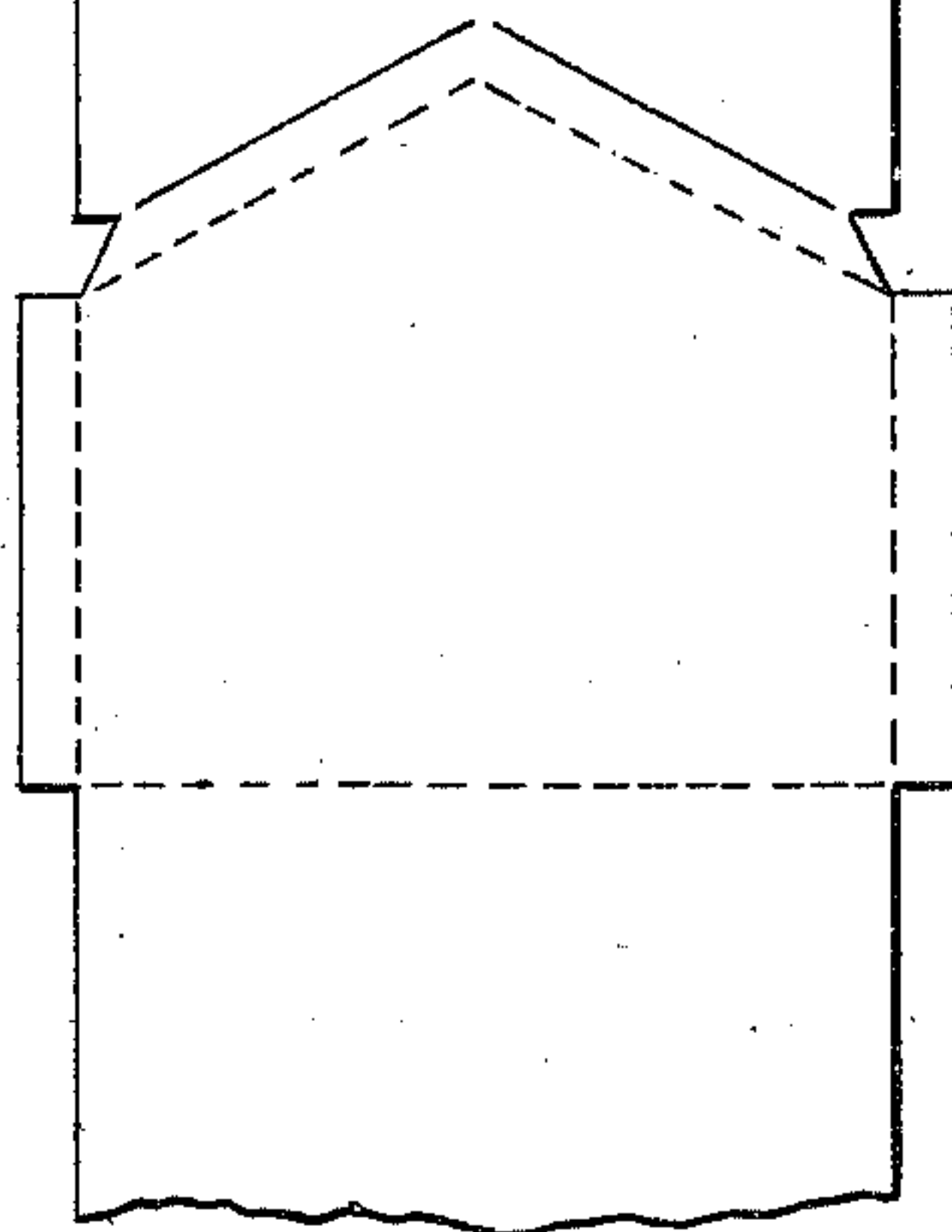
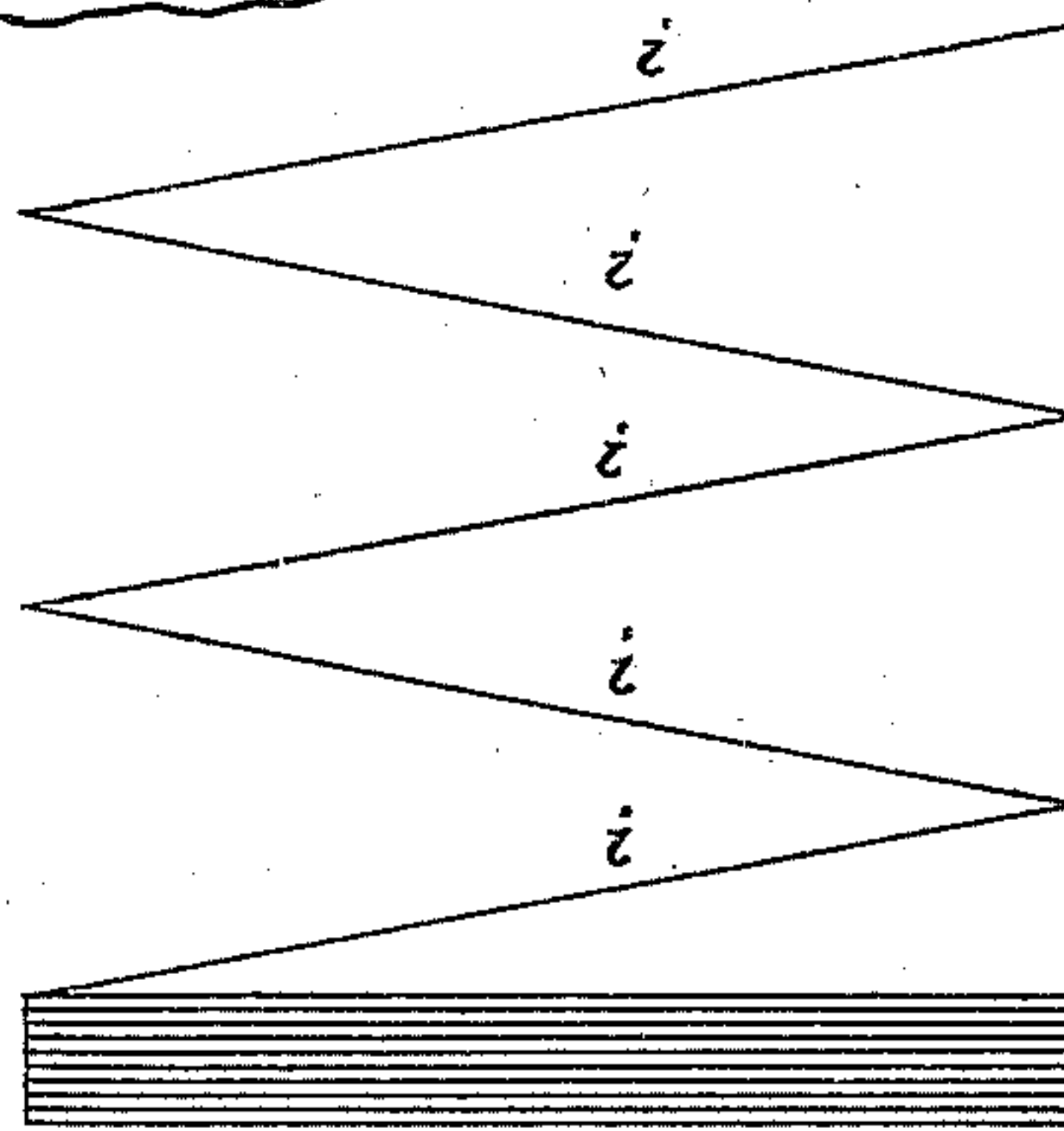



Fig. 5.



WITNESSES:

Victor J. Evans.
Saml. C. Wilson

Fig. 4.



INVENTOR

Seth Wheeler

UNITED STATES PATENT OFFICE.

SETH WHEELER, OF ALBANY, NEW YORK.

ROLLED ENVELOPE.

SPECIFICATION forming part of Letters Patent No. 422,865, dated March 4, 1890.

Application filed March 6, 1889. Serial No. 302,099. (No model.)

To all whom it may concern:

Be it known that I, SETH WHEELER, of the city of Albany, in the State of New York, have invented certain new and useful Improvements in Rolled Envelopes; and I do hereby declare that the following is a full, clear, and exact description thereof, reference being had to the accompanying drawings, forming part of this specification.

10 This invention relates to the manufacture of envelopes; and it consists of certain novel features—the union of two or more to form a connected series of blanks and the final arrangement of the same in roll or packet form
15 for convenient handling and use to the trade and the consumers.

The advantages of my improvements are, first, reduced cost, due to the greater rapidity with which envelopes may be manufactured; considerable saving in waste of stock, unavoidable in cutting out the ordinary envelope-blank; almost total absence of imperfect envelopes, (a large item with many of the machines now in use,) and, finally, envelopes of this form may be more readily and
25 cheaply counted and packed for transportation, with an additional item in their favor in the lessened cost of cases or boxes.

My roll or packet form of envelopes differs, also, from that heretofore in general use in the respect that it is not folded in its complete form until its final use for inclosing correspondence, which may be, as usual, on a separate sheet; or, the blank being open, a
35 limited amount of correspondence may be written upon which becomes the inside of the envelope when finally folded and sealed, thereby in many instances dispensing with the usual letter-sheet and improving the legal value of the correspondence, should occasion require its introduction in evidence, bearing, as it will, the postmark and date of the post-offices through which it has been
40 transmitted. Creases may be formed at the folding-points to indicate and aid in forming the final fold, although this is not essential, and, if desired, suitable lines for date and correspondence in water-mark or the usual ruling may be provided. The end flaps may
50 be of the usual form; but I prefer the form substantially as shown in the drawings, as

economizing stock, and also as giving a smaller and more complete package in both roll and packet form. The feature of compactness also applies to form of the long flap shown in Figure 3 of the drawings, and it also aids in
55 neatly and safely winding or folding the blanks into packages of any desired size.

It is obvious that the usual return request or any additional matter may be readily printed on any part of the blank during the process of manufacture, including the embossed Government postage-stamp.

In the drawings, Fig. 1 is an envelope-blank after it has been separated from the roll. Fig. 2 are a number of envelope-blanks which have been separated from the roll, but not from each other. Fig. 3 is a number of envelope-blanks, the lower portion of each of which is longer in order to give room for
65 writing or printing thereon. Fig. 4 is an end view of a roll of these envelope-blanks. Fig. 5 is an end view of the envelope-blanks when folded in the flat packet form.

a is the flap of the blank, which is folded over after the side flaps *b b* and bottom flap *c* are folded in. The narrow edges *a'* and *b'* have paste or gum applied to them. The part *c* is first folded in, the edges *b b* turned over and pasted down. The dotted line at *d* may be a creased line to more easily determine the line of folding over the bottom flap
75 *c*. This describes the envelope-blank. Now in the manufacture of them in a continuous roll or sheet form the top edge of each flap *a* and the bottom edge of each bottom *c* are cut or incised on the lines *e e* nearly across the sheet, leaving a slight adherence of the envelope-blanks to each other at the points
80 *f f f*.

In Fig. 3 the bottom flap *c* is lengthened, so as to leave more paper, as shown at *g*. In this instance the part *c* is folded over the part *g* and both folded over onto the part *h*.

In Fig. 5 the pieces *i i*, &c., of each envelope are end views of single blanks before they are separated from the flat packet.

The cuts or incisions *e e*, also the shaping of the edges of the envelope-blank in the roll or flat packet form, and the application of the paste or gum can be accomplished by machinery which I have devised for the pur-
90 100

pose, and which will be described in another application.

I claim—

1. A roll or flat packet composed of a continuous series of gummed envelopes, substantially as described.
2. A roll or flat packet composed of envel-

opes continuously connected by integral parts left between incised lines separating the envelopes, substantially as described.

SETH WHEELER.

Witnesses:

SAML. C. WILSON,
P. J. ROBINSON.