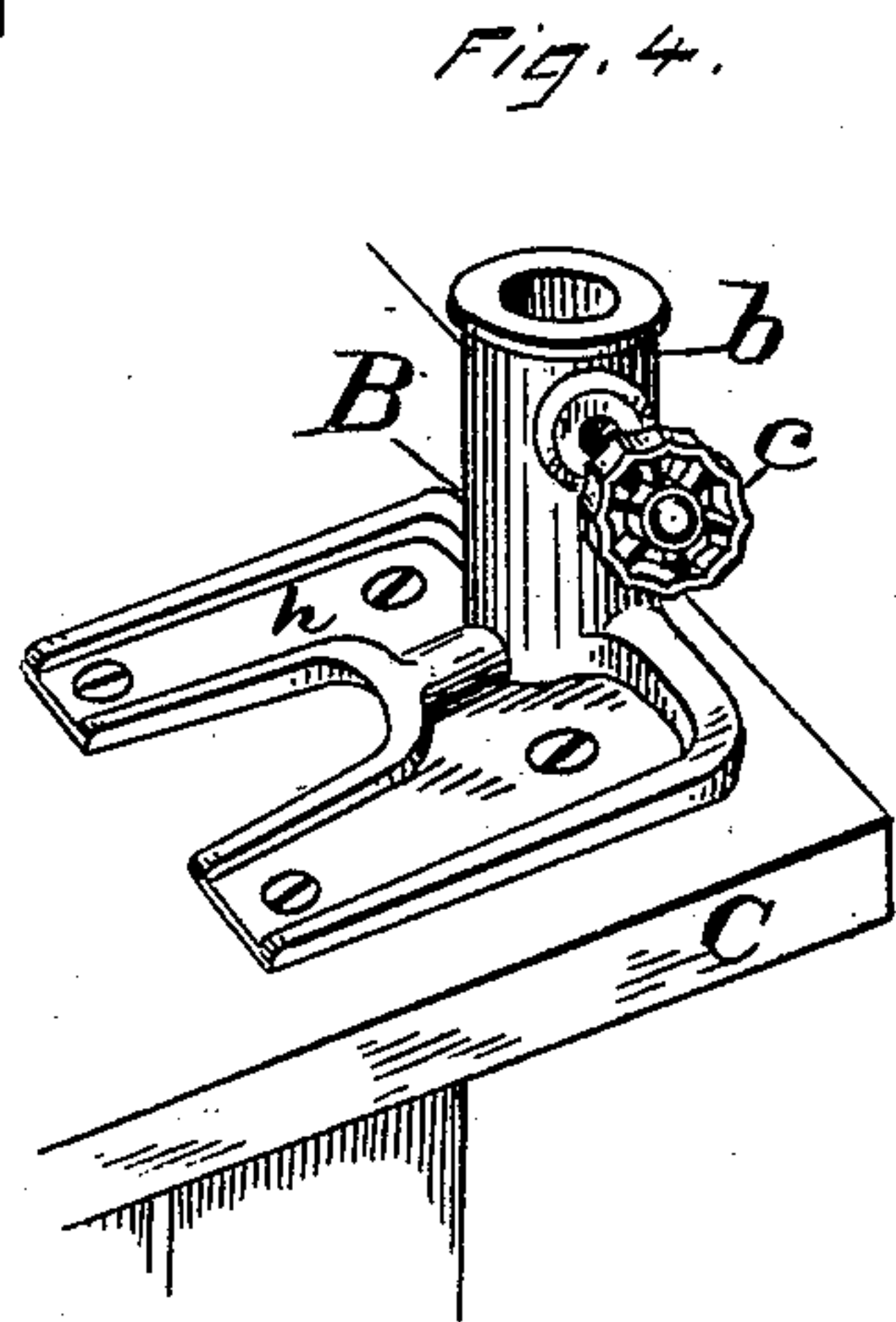
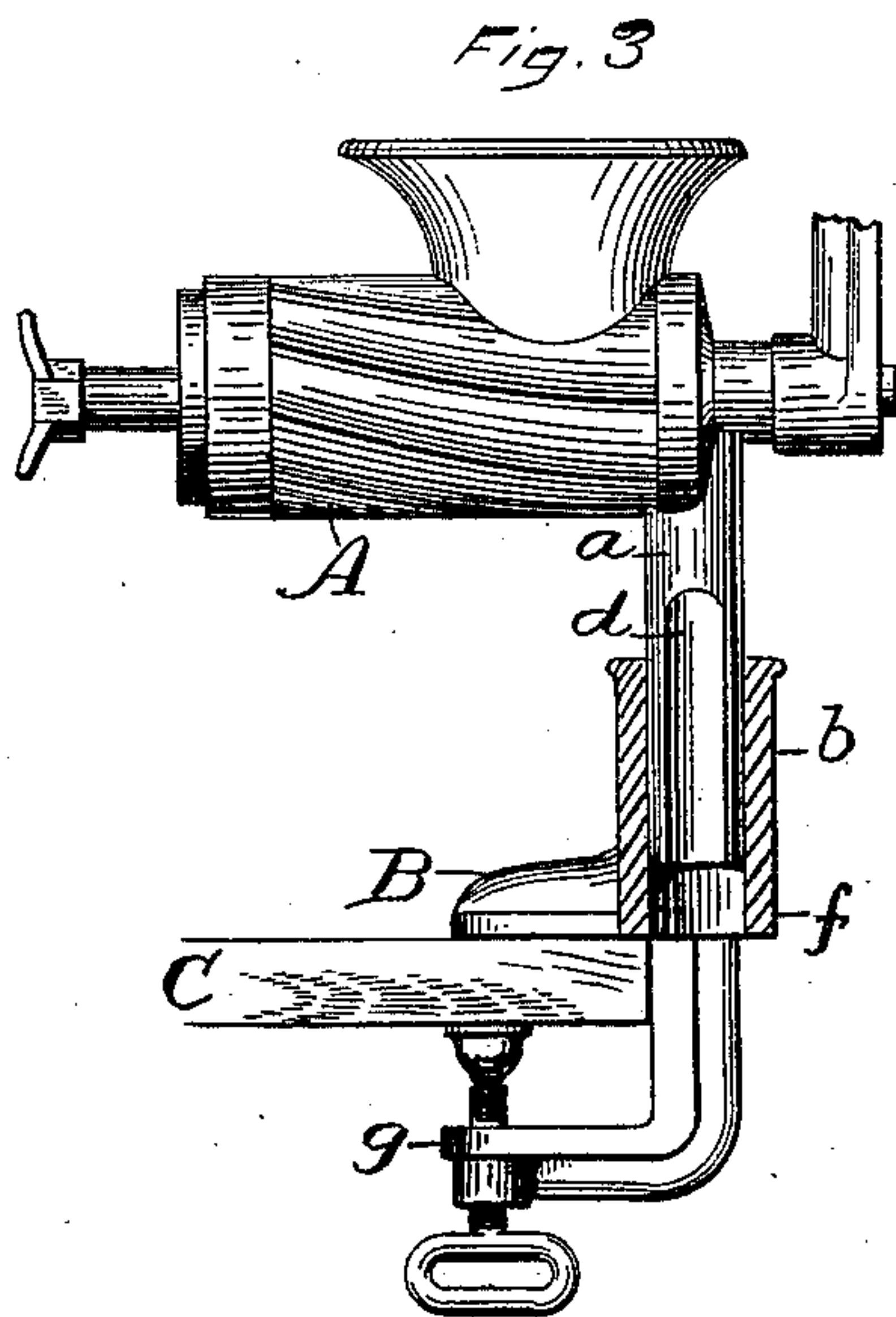
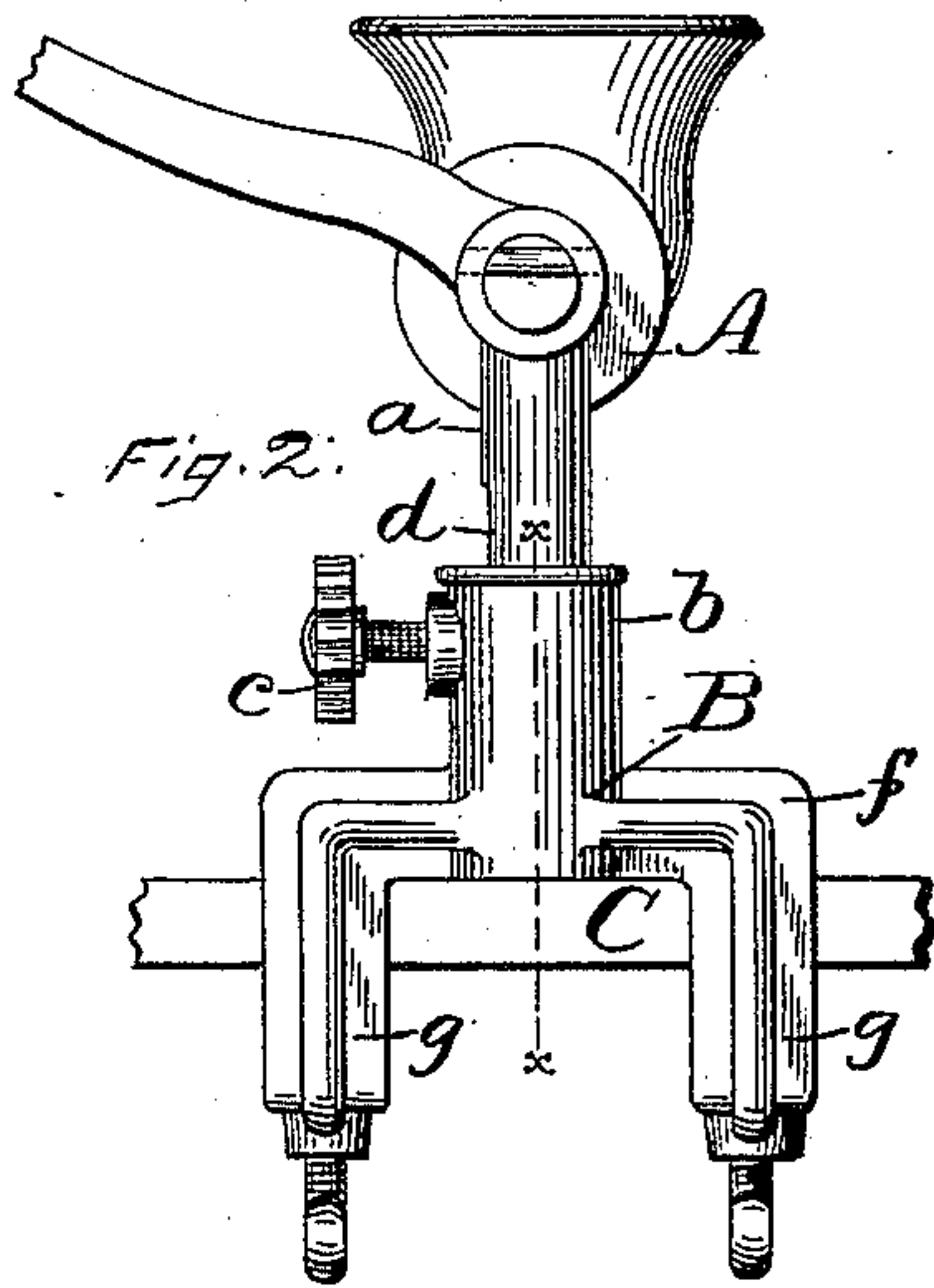
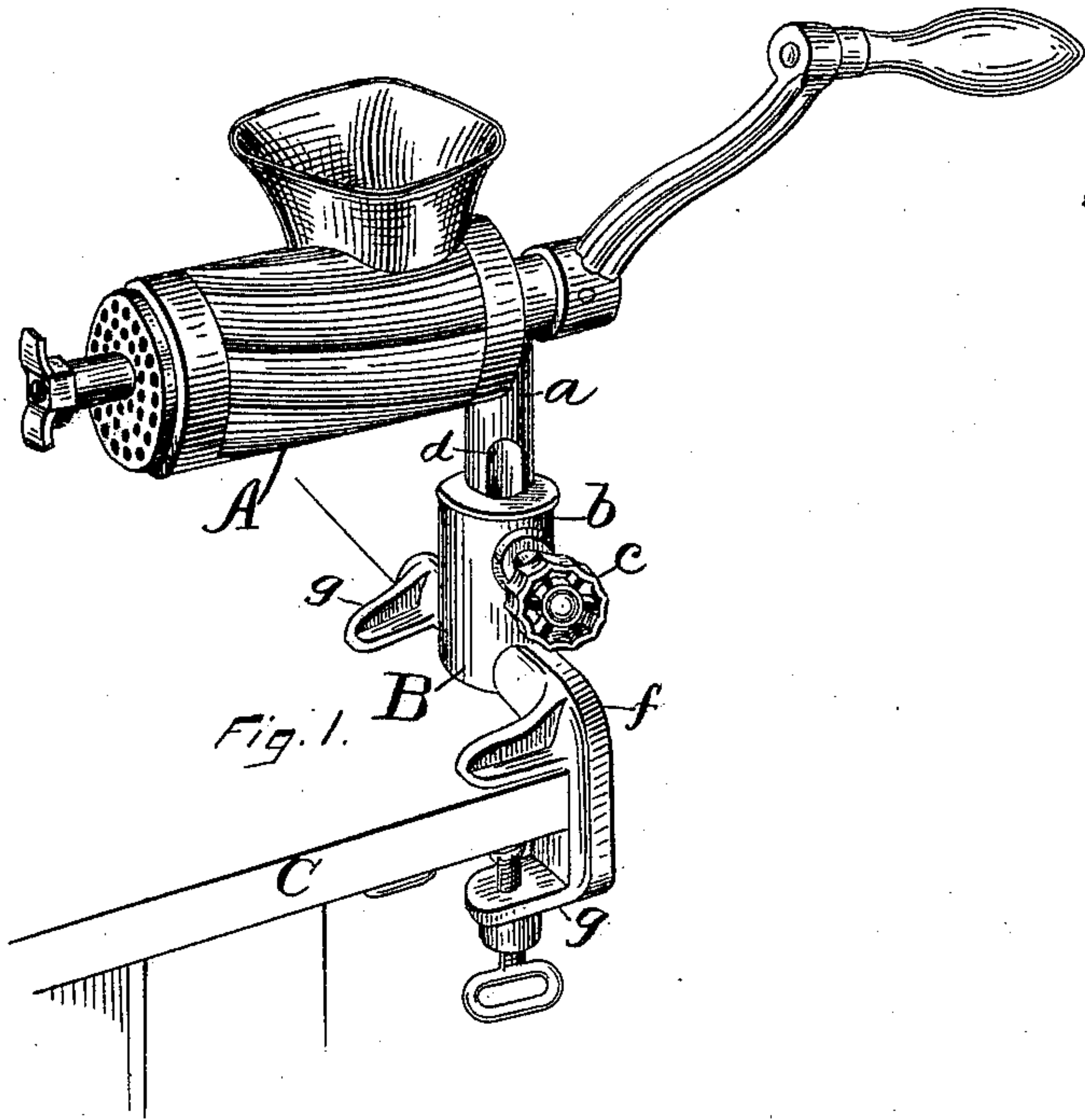


(No Model.)

A. SHEPARD.
MEAT CUTTER.

No. 422,644.

Patented Mar. 4, 1890.



Witnesses.
John Edwards Jr.
W. H. Whiting

Inventor.
Amos Shepard.
By James Shepard.
Atty.

UNITED STATES PATENT OFFICE.

AMOS SHEPARD, OF PLANTSVILLE, CONNECTICUT.

MEAT-CUTTER.

SPECIFICATION forming part of Letters Patent No. 422,644, dated March 4, 1890.

Application filed August 22, 1887. Serial No. 247,522. (No model.)

To all whom it may concern:

Be it known that I, AMOS SHEPARD, a citizen of the United States, residing at Plantsville, in the county of Hartford and State of Connecticut, have invented certain new and useful Improvements in Meat-Cutters, of which the following is a specification.

My invention relates to improvements in the case and standard for meat-cutters or mincing-machines; and the objects of my improvement are to provide a case which is very convenient to handle, and in connection therewith to provide a simple and efficient standard for conveniently holding the case on a bench or table and adjusting the case on said standard to different heights and positions, as may be desired.

In the accompanying drawings, Figure 1 is a perspective view of my machine and its standard, together with a portion of the table to which it is secured. Fig. 2 is a side elevation of the same with a portion of the crank omitted. Fig. 3 is a front view of the same with a portion of the standard in vertical section on line *x x* of Fig. 2, and Fig. 4 is a perspective view of the standard having a modified form of base for securing the standard in place.

The cutter or mincing-machine herein shown is in its working parts the same as that shown and described in my patent, No. 369,744, dated September 13, 1887; but this application relates more particularly to the case and its standard, and therefore the principal parts of other mincers may be substituted for those parts which are not essential to the present invention.

A designates the case, which is of a cylindrical form, having on the top, at or near one end, a hopper, while the end opposite the hopper contains the delivery or discharge. At the hopper end of said case, on its under side, is the round stem *a*, which constitutes a rigid or immovable part of said case, and which serves a double purpose. First, it is used as a handle to take hold of in carrying the cutter about or holding it to clean, &c., and, second, it serves as the means of securing the case to the standard B. This standard is provided with a tubular portion *b*, the opening through which is of a size to receive

the stem *a*. On one side of said tubular portion is a set-screw *c*. I prefer to groove or flute the stem on one side, as at *d*, so that the end of the set-screw may enter said groove and better hold the case in a position parallel to the table, as shown. The base *f* of the standard is wide enough so that two clamps *g g* may be formed thereon for clamping the standard to the bench or table C, as shown, thereby firmly securing said standard against accidental displacement by twisting around. The base *f*, with the clamps, is designed for use when the standard is to be temporarily secured to the bench or table; but when the machine is to be used frequently it may be desirable to have the standard permanently secured. In Fig. 4 I have shown a standard for such use, the base *h* being provided with screw-holes for such attachment, as shown. In either form of standard the case can be readily adjusted up or down and secured at the desired height; or, if desired, the case may be turned laterally and secured with the discharge end of the machine in any desired position.

The stem *a*, being of a cylindrical form, free from ribs or projections that can hurt a person's hand, forms a very convenient handle for use when the machine is not secured to the standard.

I claim as my invention—

The herein-described meat-cutter case and stand, the same consisting of the cylindrical case A, having a hopper near one end, on the upper side, a delivery at the opposite end, and having at the hopper end of said case, on the under side, the stem *a*, which constitutes a rigid and immovable part of said cylindrical case, the standard B, having a supporting-base and the upright tubular portion *b* projecting above said base for receiving said stem *a*, and the set-screw *c*, for securing said stem within said tubular portion, the complete organization being substantially as described, and for the purpose specified.

AMOS SHEPARD.

Witnesses:

EDWIN G. LEWIS,
PETER HUTTON.