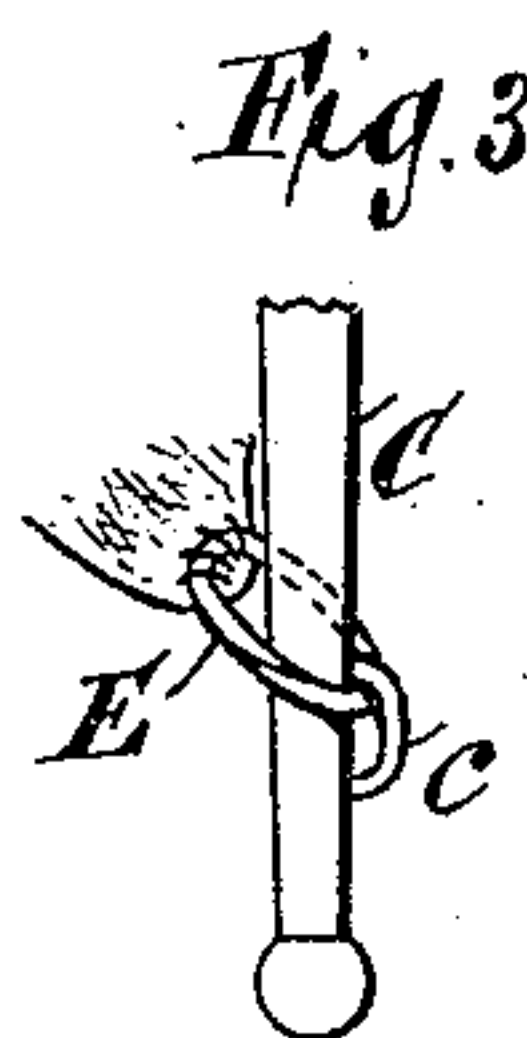

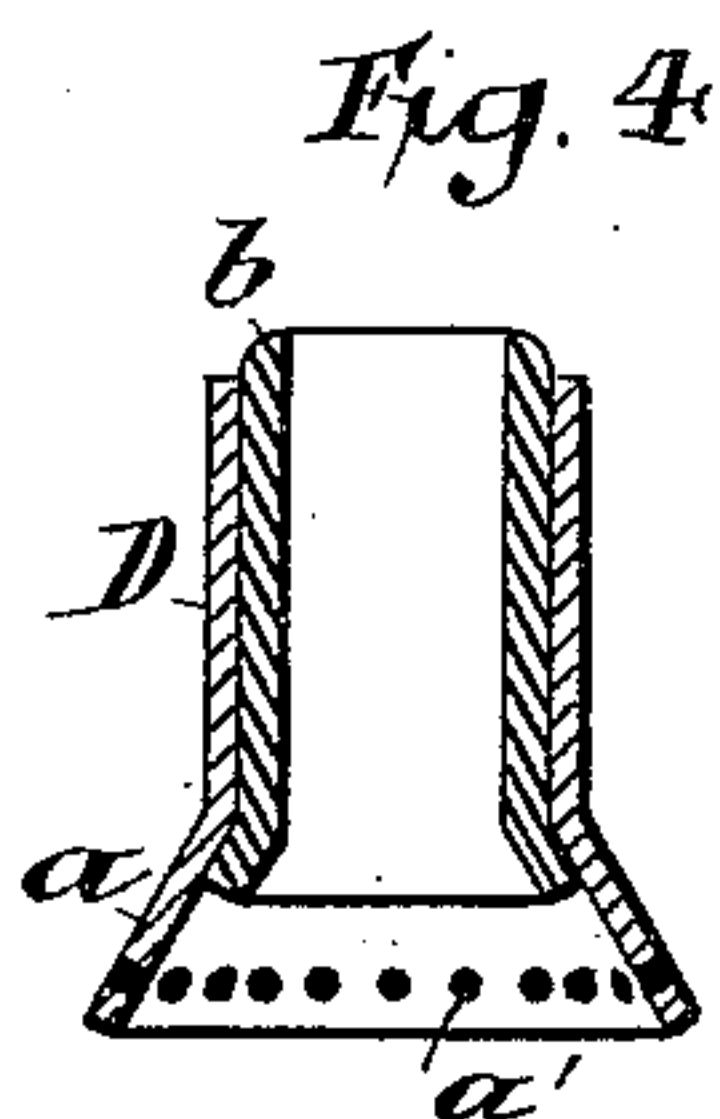
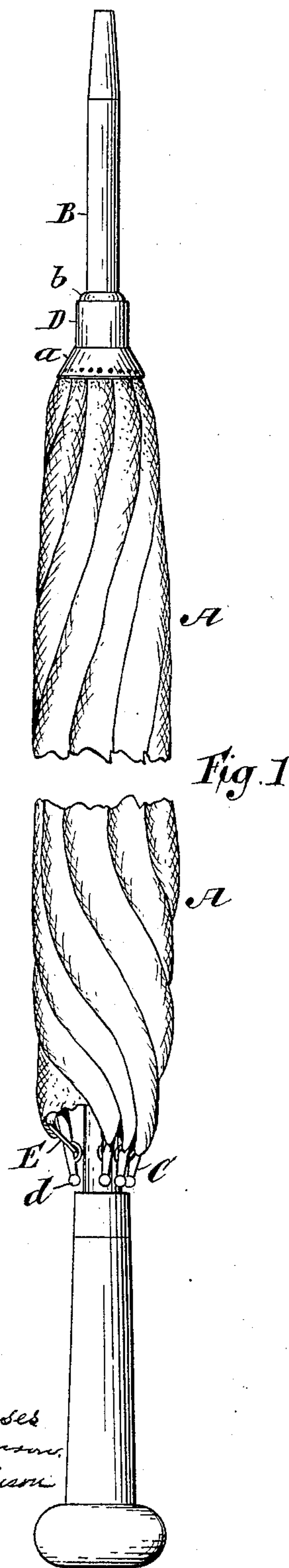


(No Model.)

C. H. SHAW.
UMBRELLA COVER.

No. 422,643.

Patented Mar. 4, 1890.



Witnesses
C. R. Ferguson
Wm. Robinson

Inventor
Charles H. Shaw
By his attorney
Gifford Brown

UNITED STATES PATENT OFFICE.

CHARLES H. SHAW, OF BROOKLYN, NEW YORK, ASSIGNOR TO ANDREW J. ROBINSON, OF BOSTON, MASSACHUSETTS.

UMBRELLA-COVER.

SPECIFICATION forming part of Letters Patent No. 422,643, dated March 4, 1890.

Application filed January 17, 1889. Serial No. 296,668. (No model.)

To all whom it may concern:

Be it known that I, CHARLES H. SHAW, of Brooklyn, in the county of Kings and State of New York, have invented a new and useful Improvement in Umbrella-Covers, of which the following is a specification.

The invention relates to improvements in removable or transferable covers for umbrellas; and it consists in a detachable cover for umbrellas and parasols having means by which the outer edge may be attached or connected with the bows, combined with a flexible or yielding connection surrounding the stick and a ferrule or collar inclosing and supporting said flexible collar; also in particular means, to be hereinafter described, for holding the outer edge of the cover on the bows.

Figure 1 is a front view of a closed umbrella, with a portion broken away, comprising my improvement. Fig. 2 is an enlarged view of the removable eye and connection. Fig. 3 is a modification thereof, and Fig. 4 is a sectional view of the removable ferrule.

The object of my invention is to provide as an article of manufacture a removable cover or covers that may be sold independently and easily placed upon any umbrella-frame of corresponding size, whereby when an umbrella-cover becomes torn or worn out it is only necessary to purchase a new cover ready to fit the frame.

It is obvious that by my invention several covers of different designs or colors may be purchased with one sunshade-frame, so that a woman may, by simply removing one cover and placing another on the frame, adapt the sunshade to the color or design of her street or coaching costume.

Referring by letter to the drawings, A designates the cover, of any desired material, B the stick, and C the ribs, of the umbrella. The cover is in all respects similar to those in common use, except that it is not permanently secured to the ribs by sewing.

D designates a ferrule or collar, preferably of metal, having its lower end flared downward and outward, as at *a*. To the inner side of the flared portion the edge of the upper opening of the cover A is secured in any de-

sired manner. I have here shown perforations *a'* through the metal of the flared portion for the purpose of sewing the parts together.

As umbrella-sticks vary in size, the metal ferrule is large enough in diameter to fit the larger-sized sticks, and to adapt it to sticks of smaller size a flexible bushing *b*, preferably of soft rubber, is placed within the metal ferrule, constituting a yielding connection surrounding the stick. It also serves to make the connection between the stick and ferrule water-tight. The lower end of the bushing is flanged outward to engage beneath the flared portion of the metal ferrule, so that the bushing will not be pushed out when the ferrule is forced down over the end of the stick. It is to be understood that I do not confine myself to this particular form of bushing and the manner of securing it, but may use any other analogous means without departing from the spirit of my invention. The ribs C are preferably of that class having an eye in the contracted portion *c*—that is, the thickness of the eye portion being less than the diameter of the rib.

E shows fastenings secured by sewing or otherwise to the material of the cover, and designed to be detachably engaged within the eyes of the ribs. These fastenings are of suitable metal, and I have shown them as having a shape approximately oval and larger than the ribs, so that they may be easily placed over the ribs *d* of the ribs. In this example of my fastener the ends do not meet. A space *e* is left between them at one side less than the diameter of the ribs.

In Fig. 3 I have shown the fastening as having its ends lapped similar to a split ring, as this modification comes clearly within the scope of my invention.

The manner of placing a cover having my improvements on a frame may be explained as follows: The ferrule is first placed over the upper end of the stick and forced down to the upper rib-ring. Then the respective fastenings are placed over the ends of the respective ribs and drawn back to the eye, turned laterally, so that the opening will pass over the eye portion, and thus be hooked into

the eye. Of course in using the fastening having the lapped ends the operation of engaging the eye would be slightly varied from the former. The variation, however, is obvious.

I am aware that a removable protecting-cover has been made for parasols, having sockets to engage over the ends of the ribs; but so far as the yielding connection surrounding the stick and supported by a metallic collar is concerned any means may be employed to fasten the cover at the outer edge.

I claim—

1. A removable cover having fastenings to detachably engage the eyes of umbrella-ribs, said eyes being arranged in portions of the ribs having a thickness less than the diameter of the ribs, substantially as specified.

2. The combination, with an umbrella-frame having ribs provided with eyes, in the eye portions of less thickness than the diameter of a rib, of a cover having fastenings detachably engaging said eyes and having a ferrule

detachably engaging over the stick, substantially as described.

3. In combination with the removable cover and the frame, the fastenings secured to the cover and having an opening between the ends less than the diameter of the rib, substantially as described.

4. A removable cover for umbrellas and parasols, having a ferrule secured to and removable with it and a flexible bushing within the ferrule, substantially as described.

5. A removable cover for umbrellas and parasols, having a ferrule or collar secured to and removable with it, said ferrule or collar being flared outwardly at its lower end, and a flexible bushing within the ferrule having its lower end flanged to engage beneath the flared portion of the ferrule or collar, substantially as described.

CHARLES H. SHAW.

Witnesses:

C. R. FERGUSON,

WM. H. ROBINSON.