

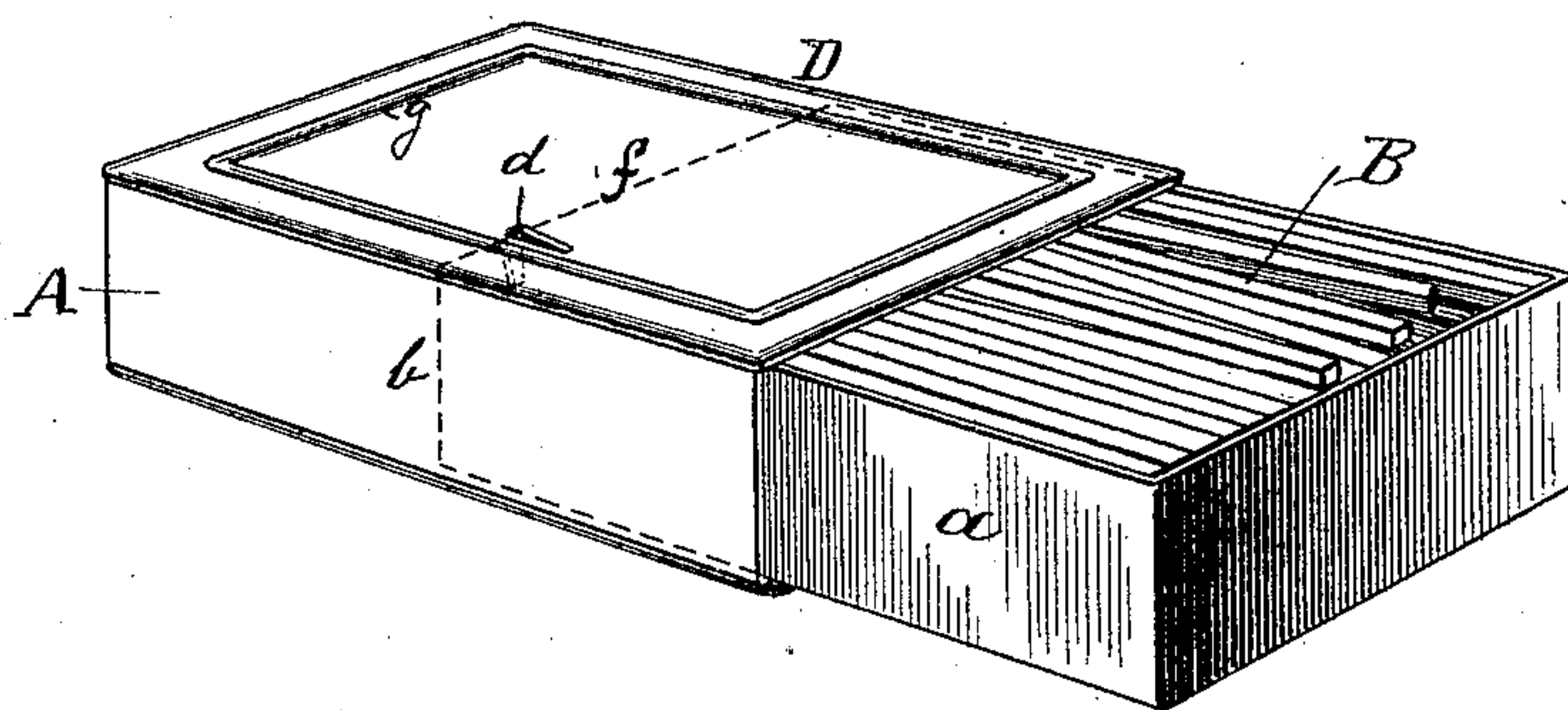
(No Model.)

T. HARBECK.  
CASING FOR PAPER MATCH BOXES.

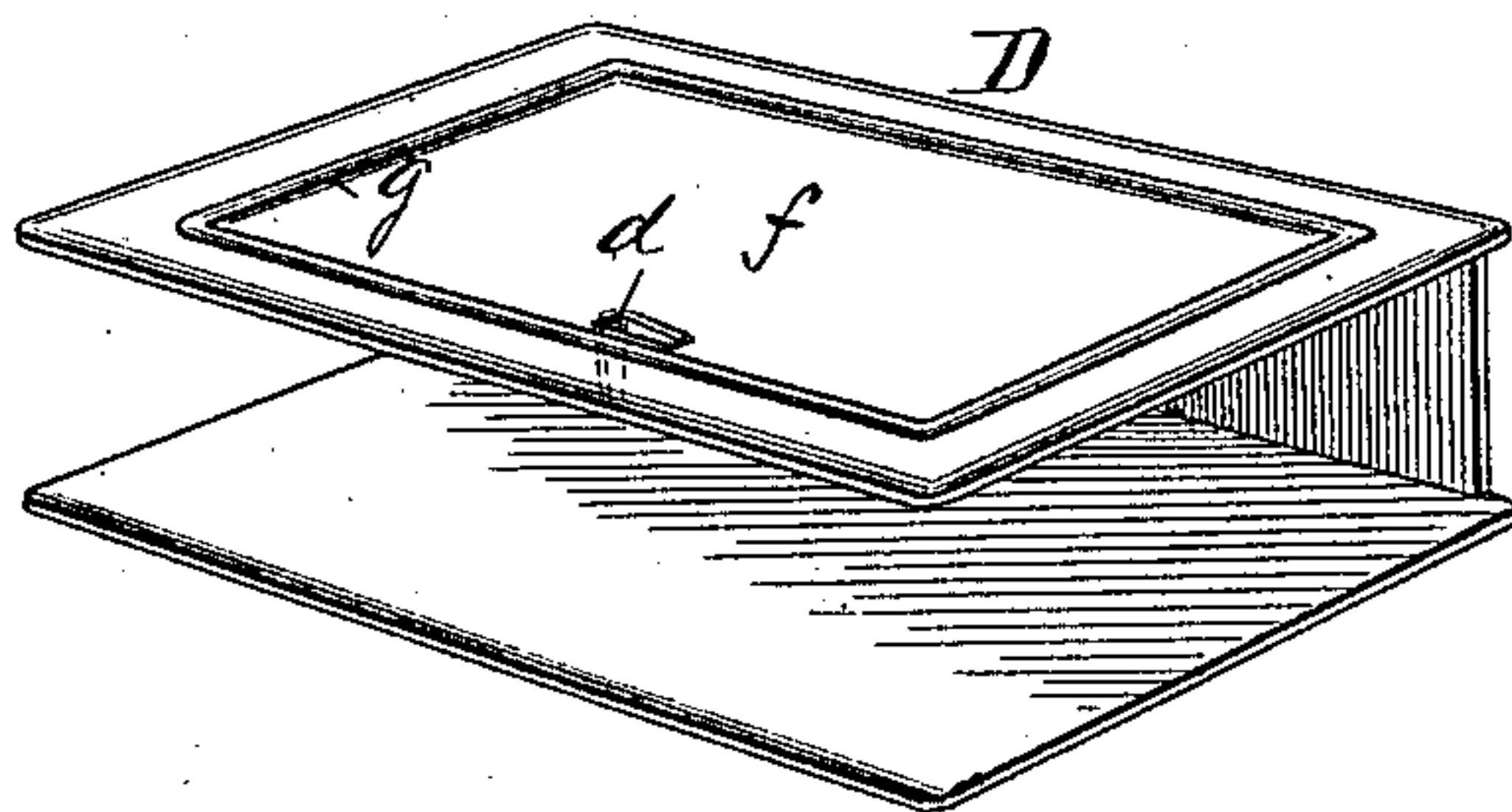
No. 422,405.

Patented Mar. 4, 1890.

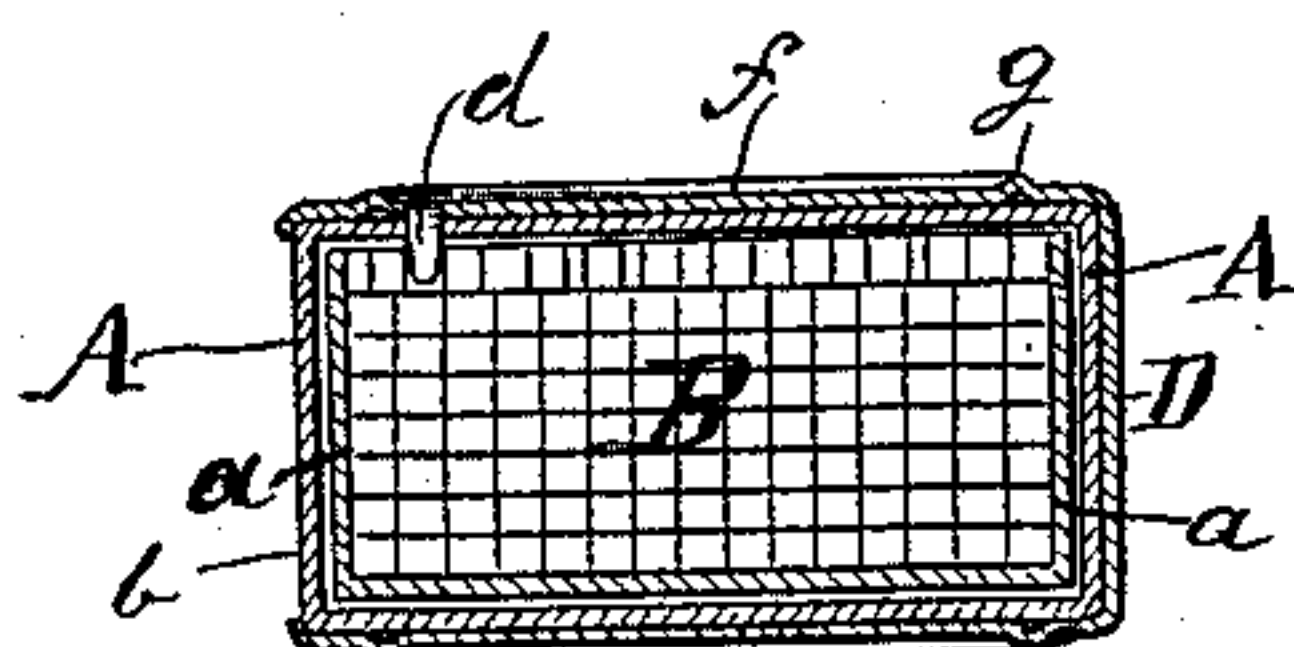
*Fig. 1.*



*Fig. 2.*



*Fig. 3.*



Witnesses  
W. Rosier  
Odo Lubben

Inventor  
Theodor Harbeck  
by Wm. H. Lotz  
Att'y.

# UNITED STATES PATENT OFFICE.

THEODOR HARBECK, OF CHICAGO, ILLINOIS.

## CASING FOR PAPER MATCH-BOXES.

SPECIFICATION forming part of Letters Patent No. 422,405, dated March 4, 1890.

Application filed April 2, 1889. Serial No. 305,770. (No model.)

*To all whom it may concern:*

Be it known that I, THEODOR HARBECK, a subject of the Emperor of Germany, residing at Chicago, in the county of Cook and State of Illinois, have invented certain new and useful Improvements in Match-Cases, of which the following is a specification, reference being had therein to the accompanying drawings.

This invention has for its object to provide a casing for the original boxes containing Swedish safety-matches, such casing to hold and protect such box, at the same time exposing the friction-surface of the original box for igniting the matches; and with that object in view my invention consists of the novel devices and combinations of devices herein-after described and specifically claimed.

In the accompanying drawings, Figure 1 represents a perspective view of the match-box and casing; Fig. 2, a perspective view of the casing alone, the match-box having been removed therefrom; and Fig. 3 is a cross-section through the center of the match-box and casing.

Corresponding letters of reference in the several figures of the drawings designate like parts.

A denotes the match-box, made of paste-board in the usual manner, with a drawer *a*, that can be pushed out at either end for exposing the matches B.

D is a metal casing, made of sheet metal so as to cover the top and bottom and one side of box A only, thereby exposing one of the sides *b* of such box coated with composition. The edges of the top and bottom of this casing D are curved inward, so as to overlap the edges of the box A for obtaining a good hold thereon, and, besides this, the top of casing D, near its open side, is punched in its middle, the metal thus removed being still connected

at one end of the punch-hole and bent downward to provide a spur *d*, which pierces into and through the top of the box A, inserted within the metal casing D, and holds it firmly to said casing. At the same time this spur affords a shoulder for the ends of drawer *a* of box A to abut against when being opened in either direction, so as to permit only a partial opening and to prevent its being pushed out entirely. The top and bottom of casing D are pressed to provide panels *f*, surrounded by raised borders *g*, for either stamping therein words or designs or for pasting labels.

For inserting a box A in the casing D the top and bottom are sprung sufficiently apart for said box A to clear the spur *d*, and then after the box is inserted the top and bottom of the casing are compressed upon the box, whereby the spur *d* will pierce the top of the same, and after a box is emptied it is removed and another one inserted in the casing in the same manner.

What I claim is—

1. A casing for paper match-boxes, having a sliding drawer consisting of a top and a bottom plate connected by a side plate, the edges of said plates being curved inward to overlap the corners of the match-box, substantially as set forth.

2. A casing for paper match-boxes, having a sliding drawer consisting of a top and a bottom plate connected by a side plate and the top plate provided with a spur to pierce the match-box, substantially as and for the purpose set forth.

In testimony whereof I affix my signature in presence of two witnesses.

THEODOR HARBECK.

Witnesses:

WILLIAM H. LOTZ,  
OTTO LUBKERT.