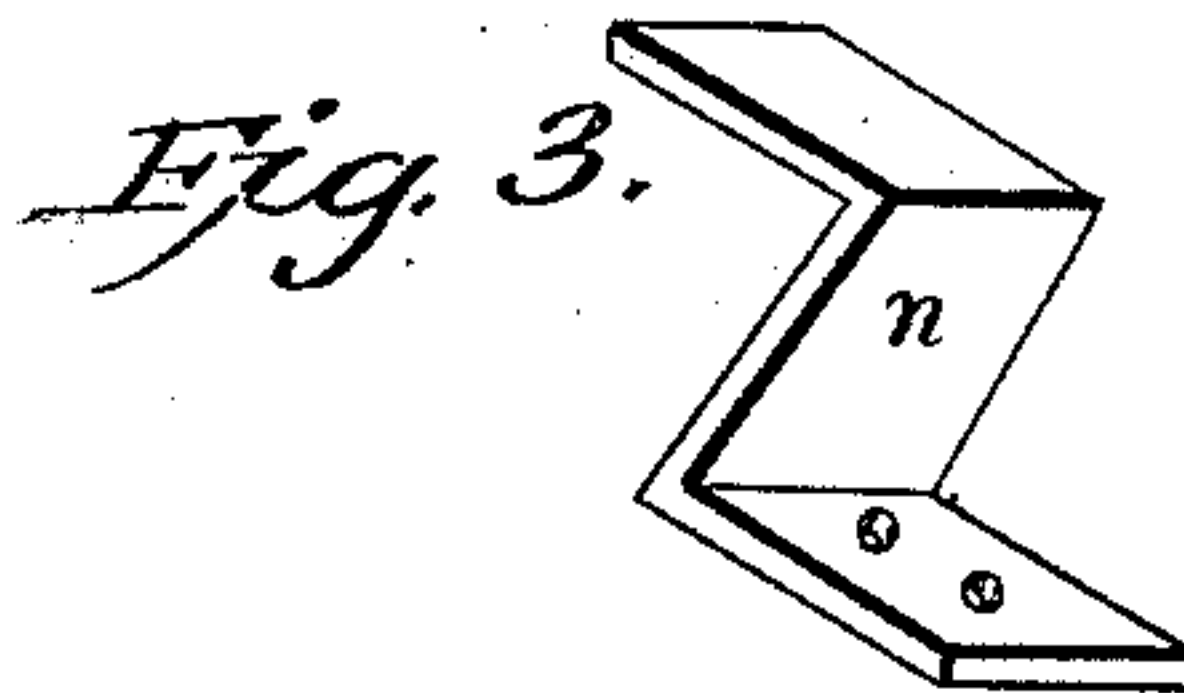
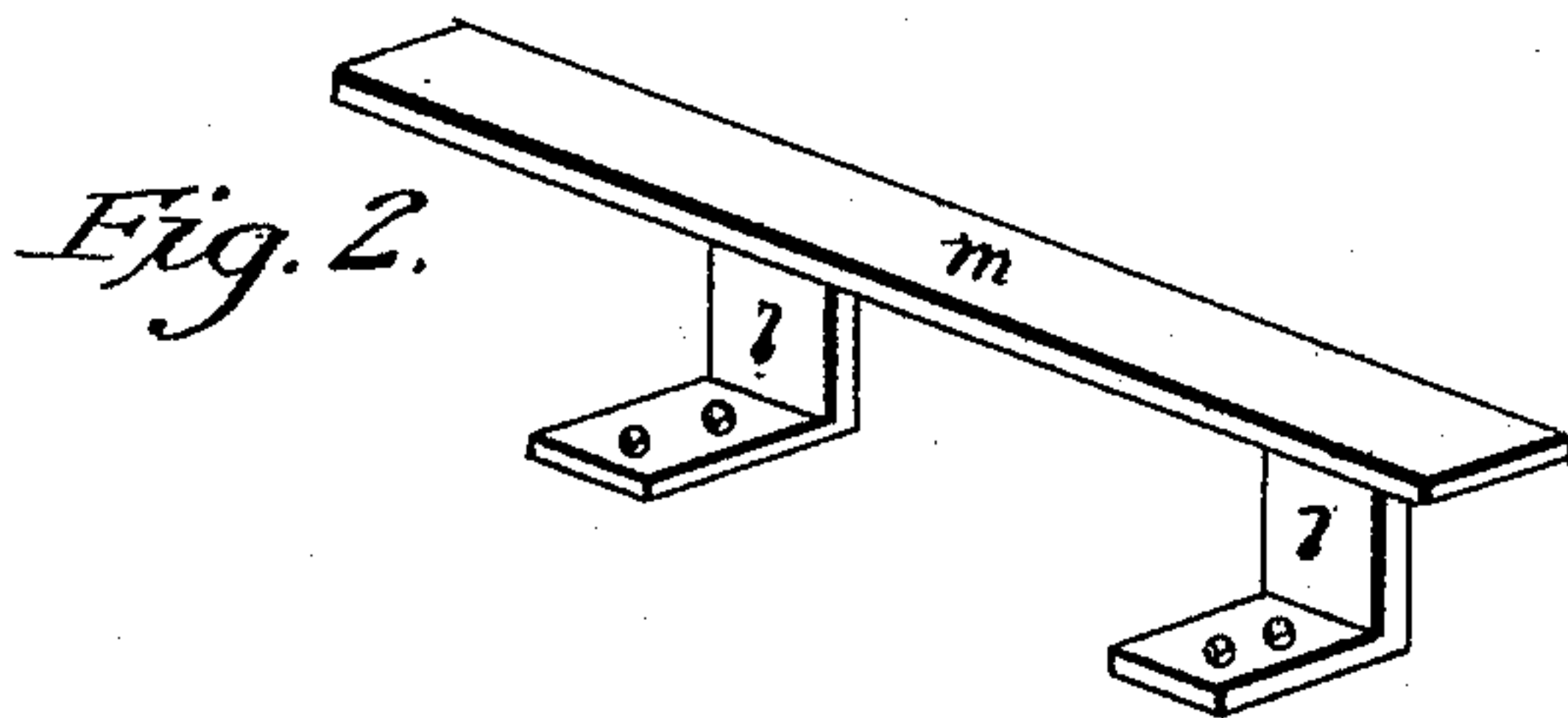
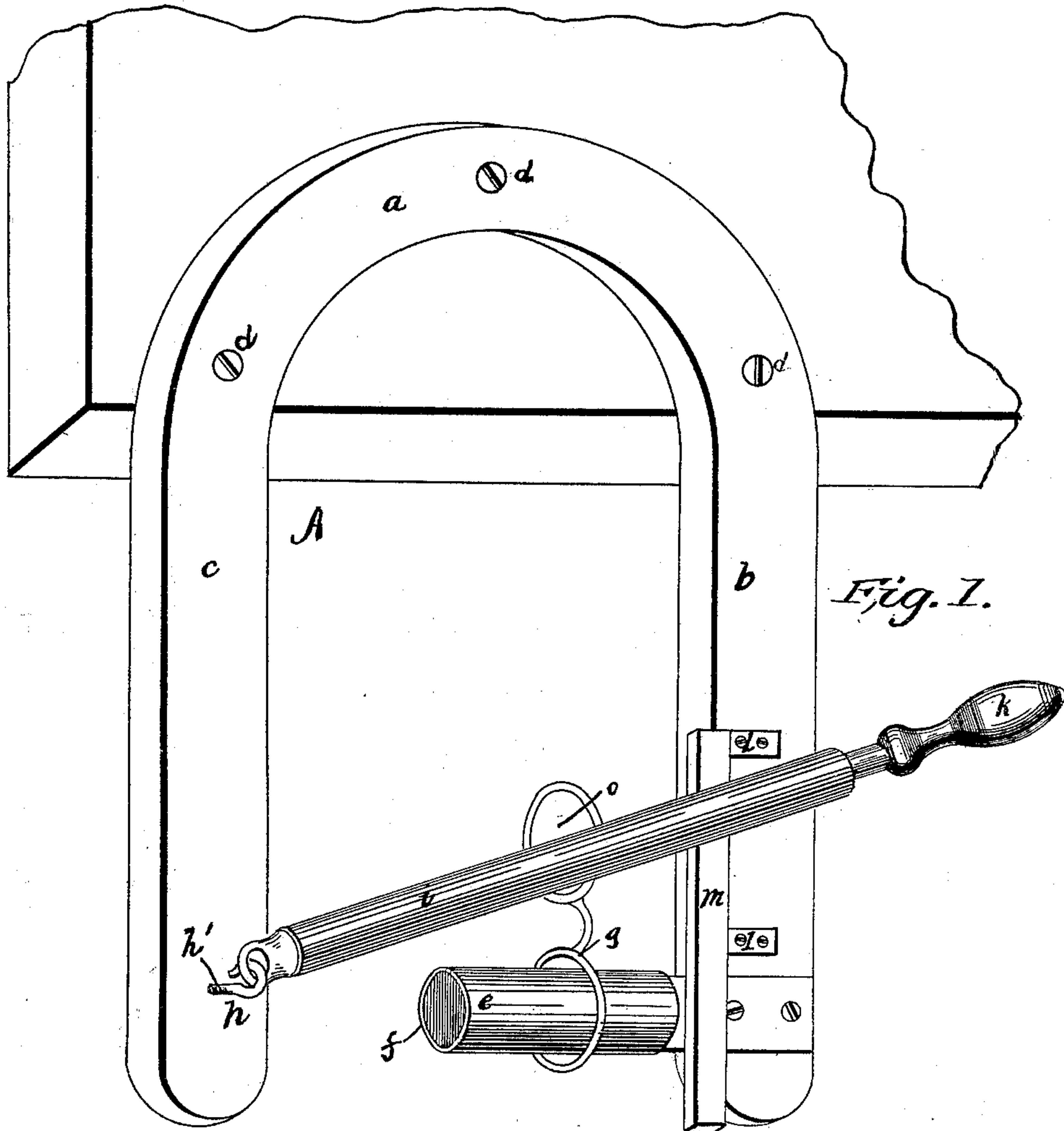


(No Model.)

N. PELOQUIN.  
POLISHING APPARATUS.

No. 422,246.

Patented Feb. 25, 1890.



WITNESSES:  
*F. L. Durand*  
*C. J. Scholm*

INVENTOR:  
*Nazaire Pelouquin*  
*J. Louis Bagge & Co.*  
Attorneys

# UNITED STATES PATENT OFFICE.

NAZAIRICE PELOQUIN, OF SOUTHBRIDGE, MASSACHUSETTS.

## POLISHING APPARATUS.

SPECIFICATION forming part of Letters Patent No. 422,246, dated February 25, 1890.

Application filed August 16, 1889. Serial No. 320,937. (No model.)

*To all whom it may concern:*

Be it known that I, NAZAIRICE PELOQUIN, a citizen of the United States, and a resident of Southbridge, in the county of Worcester and State of Massachusetts, have invented certain new and useful Improvements in Polishing Apparatus; and I do hereby declare that the following is a full, clear, and exact description of the invention, which will enable others skilled in the art to which it appertains to make and use the same.

My invention relates to improvements in apparatus or devices for polishing the frames of eyeglasses, spectacles, and other similar articles, the object being to provide a simple and inexpensive polisher by which said articles can be rapidly and efficiently polished.

The invention consists in the novel construction of device hereinafter fully described, and definitely pointed out in the claims.

In the accompanying drawings, Figure 1 represents a perspective view of a polisher constructed according to my invention. Figs. 2 and 3 are detail views of attachments.

In the said drawings, the reference-letter A designates the frame of the apparatus, consisting of two parallel arms *b* and *c*, and the curved or bowed portion *a*, and is secured to a table or other convenient support by screws passing through the holes *d*. To the arm *b*, near the extremity thereof, is removably secured an inwardly-projecting arm or bearing *e*, extending about half-way the distance between the two arms and covered with a cushion *f*, of leather or other suitable material, to form a rest for the frame *g*. To the other arm *c* is attached, by means of an adjustable eyebolt *h*, a polisher *i*, having a handle *k*. The eyebolt *h* has a screw-threaded shank *h'*, by which it is adjusted. The polisher *i* may be of wood or any other suitable material and have any of the well-known polishing substances applied or secured to its surfaces in any manner found convenient.

The operation of the device is as follows: The frame A is firmly secured to a table, bench, or other convenient support, and an eyeglass-frame *g* placed upon the arm *e*, said arm passing through one of the glass-

openings thereof. The frame is firmly held in position by one hand and the polisher *i* is reciprocated over the curved portion of the frame by means of the handle *k* held in the other hand of the operator, the frame being turned on the arm until the entire periphery thereof has been polished, which can be readily done by reason of the circular form of the arm and polisher. To the arm *b* are also fastened two arms *l*, bent at right angles and projecting upwardly and inwardly and furnishing a support for the bar *m*, said bar being raised about an inch above the bar *b*. *n* designates a Z-shaped arm, which may be substituted for the arm *e*, the arm *n* and bar *m* being employed when the end pieces and temples, respectively, of spectacle-frames are polished. This bar and arm are of any suitable material for polishing and have affixed to them suitable polishing substances.

It is obvious that other articles besides those named can be polished by my apparatus.

Having thus described my invention, what I claim is—

1. The herein-described polishing device, comprising the horseshoe-shaped frame, the arm or bearing removably secured to and projecting at right angles from one of the arms of the frame, and the polisher having a handle at one end and hinged adjustably at its other end to the outer end of the frame opposite to the projecting arm or bearing, substantially as described.

2. The combination of the frame A, the arm or bearing *e*, removably secured to one arm of said frame, the eyebolt *h*, having screw-shank *h'* adjustably secured to the other arm of the frame, and the polisher *i*, having handle *k* hinged to the other arm of the frame, and the bar *m*, secured to arm *b* by means of arms *l l*, substantially as described.

In testimony that I claim the foregoing as my own I have hereunto affixed my signature in presence of two witnesses.

NAZAIRICE PELOQUIN.

Witnesses:

NAPOLEON VINCELETT,  
GEORGE FARON.