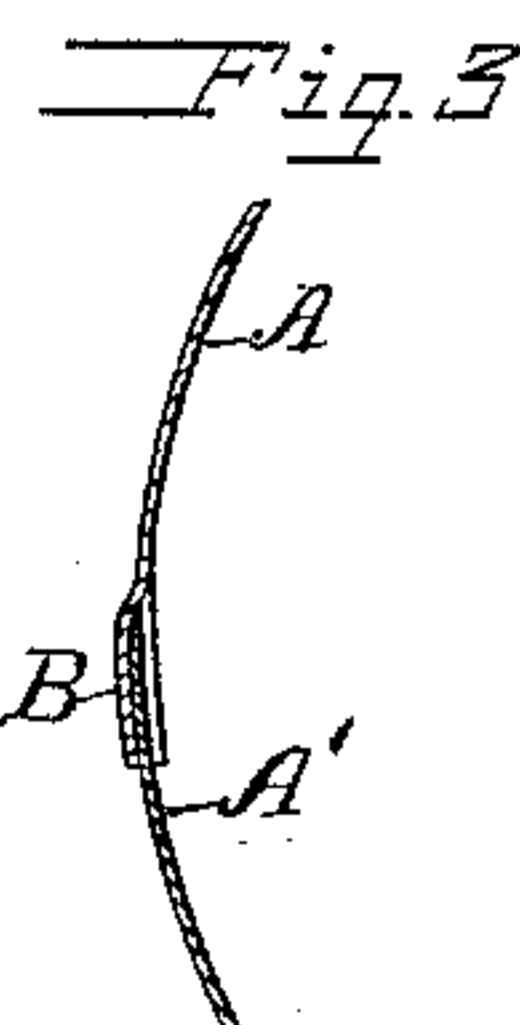
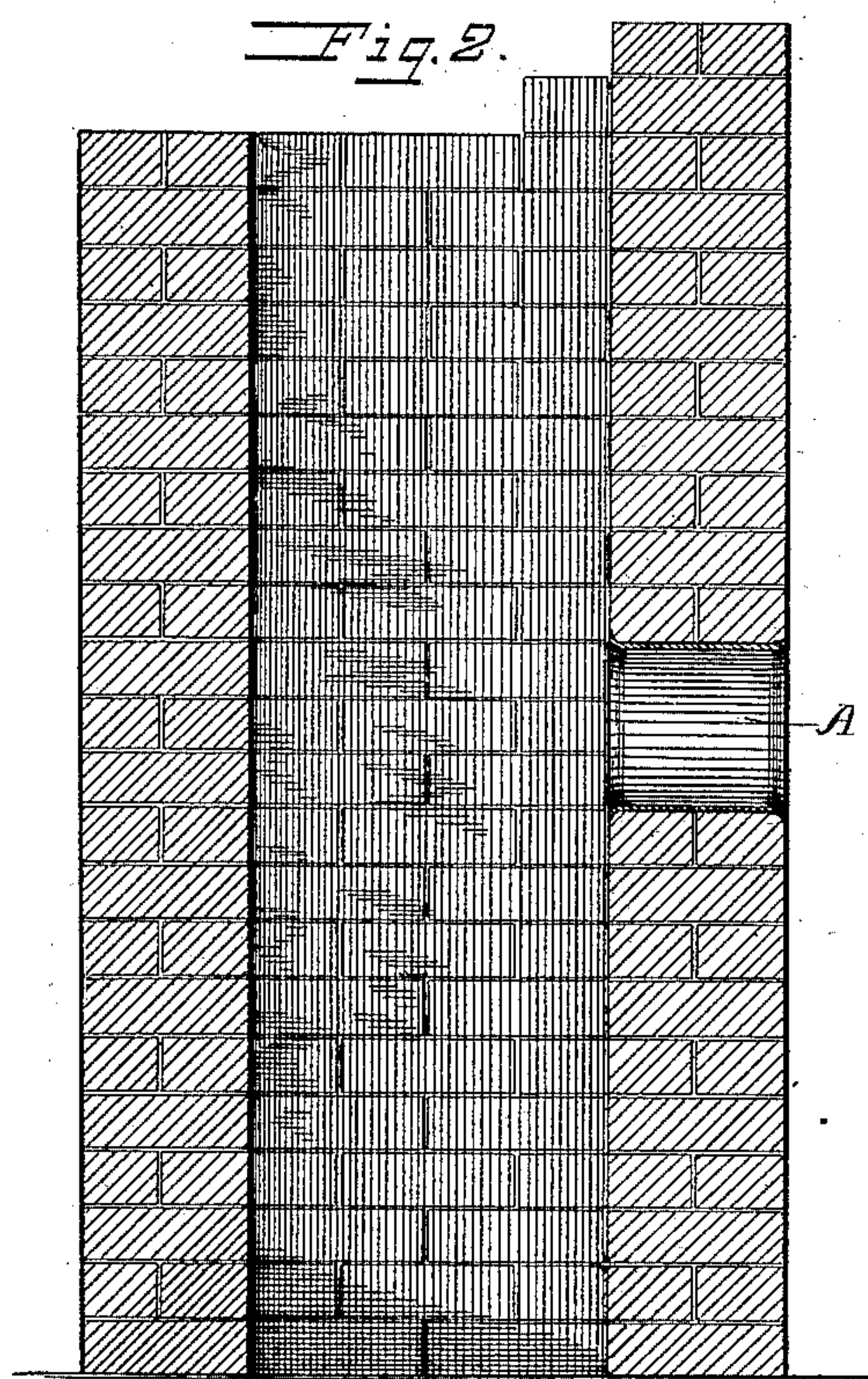
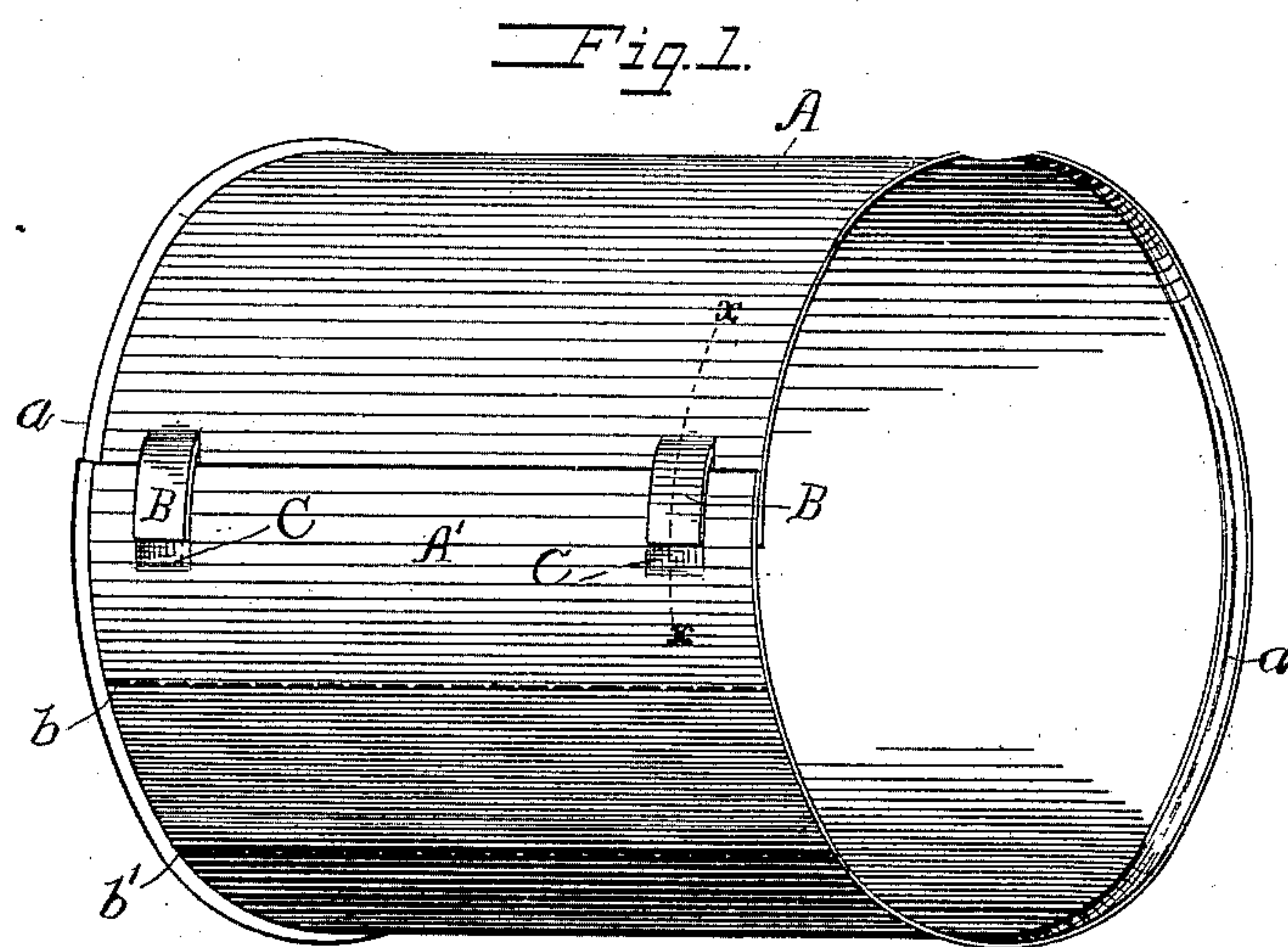


(No Model)

A. T. STAPLES.
THIMBLE FOR CHIMNEY FLUES.

No. 421,203.

Patented Feb. 11, 1890.



WITNESSES:

R. A. Balderson.

L. G. Fischer.

INVENTOR:

A. T. Staples.

BY *Higdon & Higdon*
his ATTORNEYS.

UNITED STATES PATENT OFFICE.

ALEXANDER T. STAPLES, OF BIRMINGHAM, MISSOURI.

THIMBLE FOR CHIMNEY-FLUES.

SPECIFICATION forming part of Letters Patent No. 421,203, dated February 11, 1890.

Application filed July 24, 1889. Serial No. 318,527. (No model.)

To all whom it may concern:

Be it known that I, ALEXANDER T. STAPLES, of Birmingham, Clay county, Missouri, have invented certain new and useful Improvements in Thimbles for Chimney-Flues, of which the following is a full, clear, and exact description, reference being had to the accompanying drawings, forming a part hereof.

This invention has relation to thimbles for stove-pipes; and it consists in a device of that character of a certain novel construction, as hereinafter described, and particularly pointed out in the subjoined claim.

In the accompanying drawings, illustrating my invention, and in which the same letters of reference are used to designate the same parts in the several figures, Figure 1 is a perspective view. Fig. 2 is a vertical sectional view of a chimney with my thimble applied, the latter being shown in horizontal section; and Fig. 3 is a vertical section on the line xx of Fig. 1.

For convenience in describing my invention, I have designated the ends of the blank of which my stove-pipe thimble is constructed as A and A', respectively. The portion A is constructed with the tongues B, formed by slitting said portion, as shown in Fig. 1. These tongues B are bent outwardly a proper distance to rest upon the outer surface of the portion A' of the blank, and at the points the indentations or recesses C are formed to receive them, and the tongues serve, by reason of their elasticity, to hold the two ends of said portions in position when the blank has been bent to form the stove-pipe thimble, and thus dispensing with seams or rivets heretofore used in securing these parts together.

My stove-pipe thimble is formed with flaring ends a , as is usual in devices of this character, the same being evidently advantageous.

In the construction of my improved stove-pipe thimble the material of which it is formed is cut the proper length and width to form the blank, the tongues B being formed at the same time. This blank is then passed through a suitable bending-machine, which forms the circle of my thimble, and at the same time swages out the two ends, forming the rims

a , and also forms the indentations or recesses C for the reception of said tongues B.

The advantages of a thimble for stove-pipes constructed after the plan hereinbefore set forth may be partially enumerated as follows: By using the tongues described, instead of seams or rivets, for securing the lapped ends of the blank together the cost of the thimble is reduced, and at the same time such ends can be secured together much more quickly and by one not necessarily skilled in the art; second, the thimbles, being simply bent to the required form without having their adjacent ends secured together until their use is desired, can be slipped one into another, thus resulting in an economy of space, and at the same time causing them to be compacted, which are matters of prime importance in transportation and storage.

$b b'$ designate series of perforations which extend longitudinally from end to end of the thimble. These perforations enable the decreasing of the diameter of the thimble by breaking off a portion thereof at one of said lines of perforations. In the accompanying drawings two series of these perforations are shown; but it is obvious that this number may be increased or decreased without departing from the spirit of the invention.

It is not essential that the recesses C should be always used for the reception of said tongues B; but as a modified form of construction and as it gives my thimble a smooth and free outside surface I prefer to use them.

Having now described my invention, what I believe to be new, and desire to secure by Letters Patent, and what I therefore claim, is—

A thimble one of the ends of the blank of which is formed with tongues to fit over and rest upon indentations formed for their reception on the outer surface of the other end thereof, substantially as and for the purposes set forth.

In testimony whereof I affix my signature in presence of two witnesses.

ALEXANDER T. STAPLES.

Witnesses:

F. G. FISCHER,
R. A. BALDERSON.