

(No Model.)

A. J. KERCKHOFFS.

LINK FOR BRACELETS, CHAINS, NECKLACES, &c.

No. 421,136.

Patented Feb. 11, 1890.

Fig. 1.

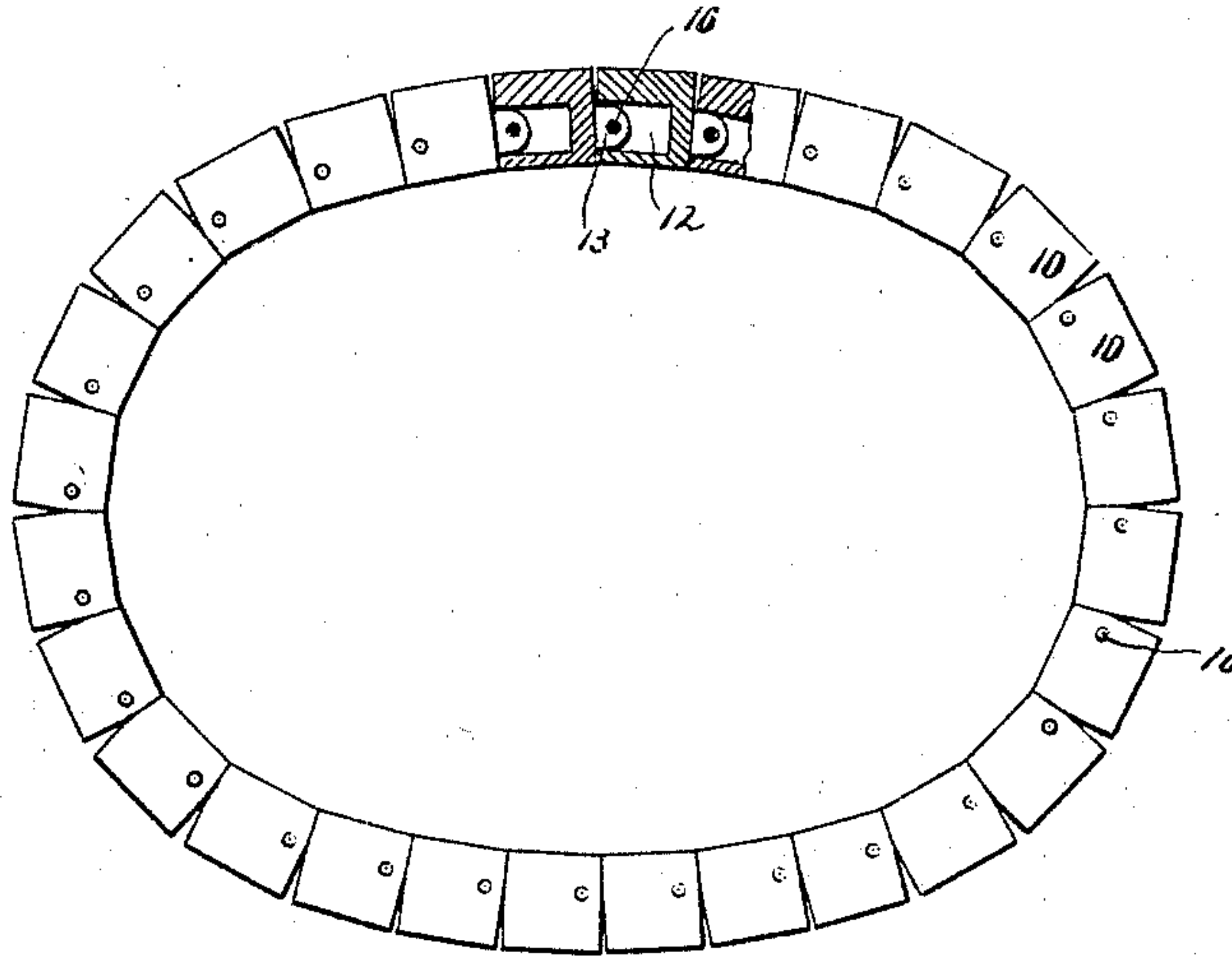


Fig. 2.

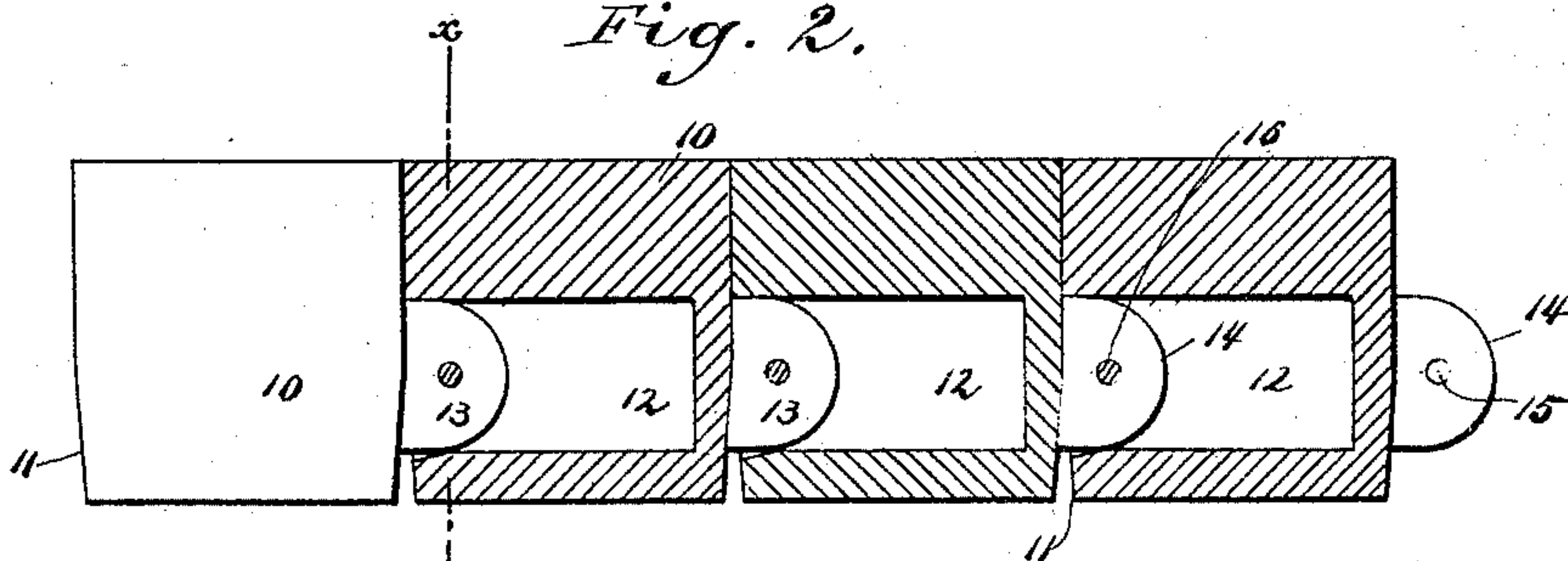


Fig. 3.

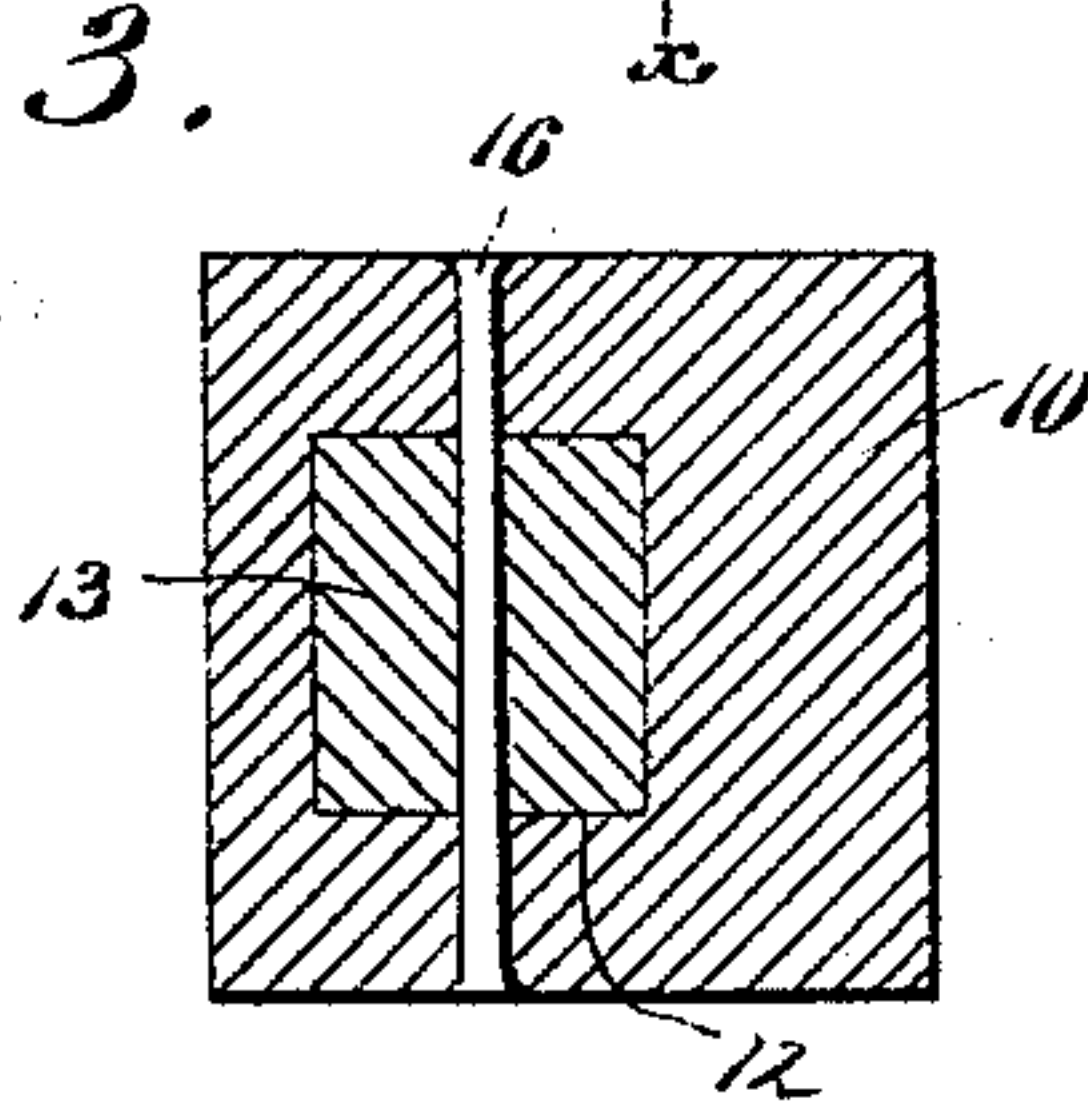
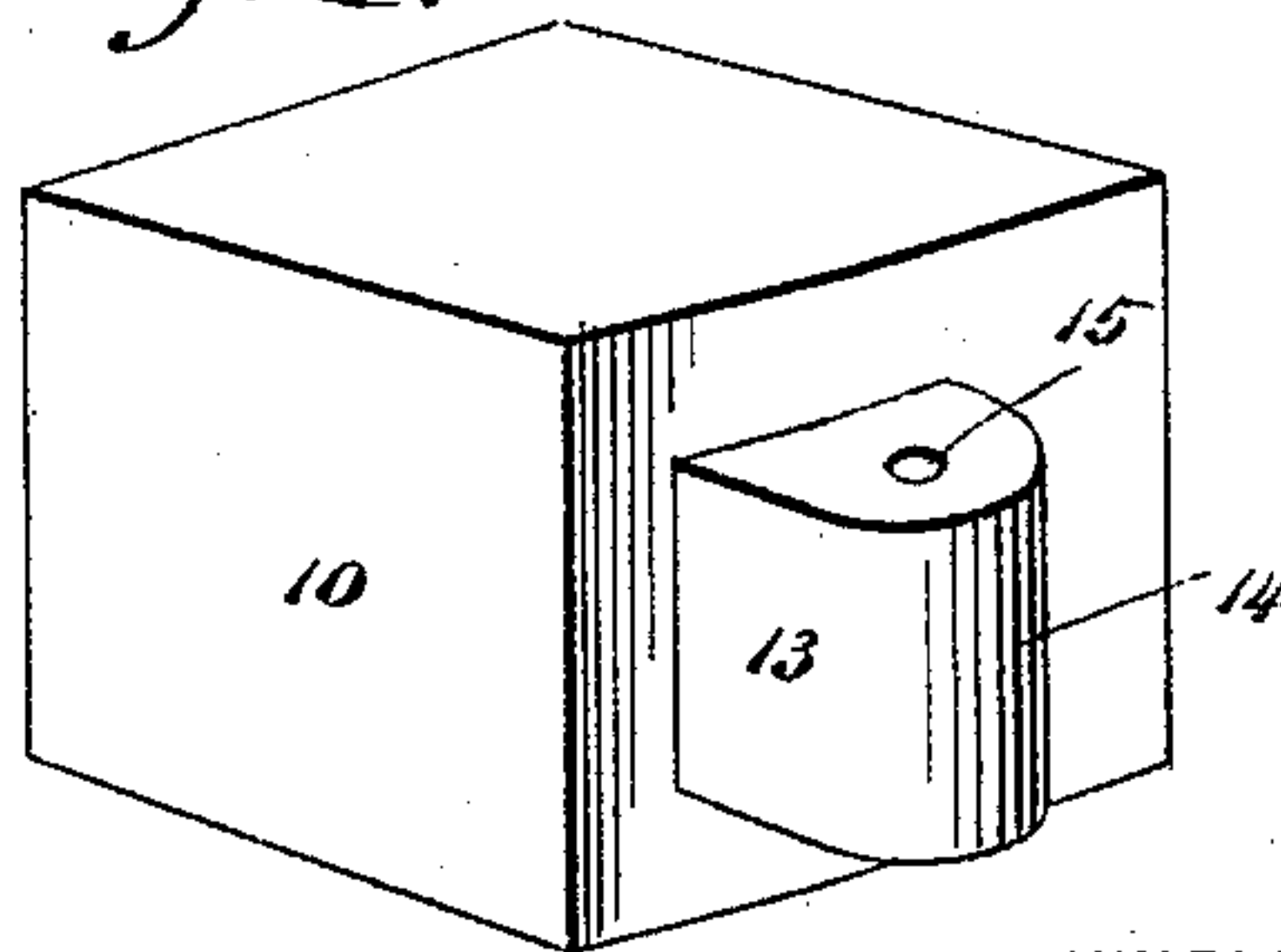


Fig. 4.



WITNESSES:

John H. Deamer
C. Sedgwick

INVENTOR:

A. J. Kerckhoffs
BY *Munn & Co.*
ATTORNEYS.

UNITED STATES PATENT OFFICE.

ANTOINE J. KERCKHOFFS, OF NEW YORK, N. Y.

LINK FOR BRACELETS, CHAINS, NECKLACES, &c.

SPECIFICATION forming part of Letters Patent No. 421,136, dated February 11, 1890.

Application filed August 12, 1889. Serial No. 320,546. (No model.)

To all whom it may concern:

Be it known that I, ANTOINE JOSEPH KERCKHOFFS, of New York city, in the county and State of New York, have invented a new and Improved Link for Bracelets, Chains, Necklaces, &c., of which the following is a full, clear, and exact description.

My invention relates to a joint for bracelets, chains, necklaces, rings, belts, and other similar articles of jewelry, and has for its object to provide a means whereby the links or parts to be connected may be expeditiously and conveniently united and maintained in horizontal alignment, thus avoiding any side curve or waving effects.

A further object of the invention is to provide a hinged joint of economical construction, great strength and solidity, and one which will render the links or parts connected pliable only upon one side thereof, whereby the article may be made to perfectly fit the portion of the body it is adapted to ornament.

The invention consists in the novel construction and combination of the several parts, as will be hereinafter fully set forth, and pointed out in the claims.

Reference is to be had to the accompanying drawings, forming a part of this specification, in which similar figures of reference indicate corresponding parts in all the views.

Figure 1 is a side elevation of a block bracelet, the blocks whereof are connected by my improved joint, a few of which blocks are in section. Fig. 2 is a vertical section through a portion of the blocks enlarged. Fig. 3 is a section on line *xx* of Fig. 2, and Fig. 4 is a perspective view of one of the blocks.

This joint is especially adapted for uniting a series of links to form a necklace or bracelet, and to provide a means whereby the sides of the several links will be in perfect alignment, and wherein the united links will be pliable only upon one face. The links 10 are preferably in the form of rectangular blocks, the ends of which from a point at or near the center are beveled downward, as illustrated at 11 in Fig. 2. In one end of the block a rectangular horizontal opening 12 is produced, and integral with the opposite end a tongue 13 is formed of sufficient size and shape to snugly fit in the opening 12 of the opposed block. The outer face of the tongue

13 is made curved, as best shown at 14 in Fig. 2. The tongue is also provided with a pin-aperture 15, extending through from side to side, and the ends of the blocks above the bevel portion 11 are perfectly true and straight, whereby when two blocks are placed in contact upon a horizontal surface the joint at the top is hardly visible.

In constructing a bracelet, necklace, or other article of jewelry a series of blocks are employed, and the tongue of one block is made to enter the opening 12 of an opposed block, the squared ends of the two blocks being brought close together, and when in this position a pivot-pin 16 is passed through the side of one block at the end containing the opening, and through the pin-opening 15 of the tongue, which is introduced into said block-opening, as shown in Fig. 3, and thus block after block is added and hinged one to the other by my improved joint until the article to be manufactured is finished. By uniting the blocks in this manner the pins and hinged connection are rendered invisible when the work is finished. If gold is used for the blocks, a gold pivot-pin is also used, and when the side faces of the blocks are polished it is almost impossible to locate the pin. It will also be observed that by connecting the blocks in the manner described a perfect hinged joint is obtained, and that the side faces of each block are in the same plane. It will further be observed that the completed work is pliable upon one side only, whereby it can be made to perfectly fit the portion of the body it is adapted to adorn.

In addition to providing a perfect joint, a great economy of material and labor is obtained in the process of manufacturing, and, whereas heretofore it has required an experienced workman to construct a block chain or bracelet, by employing the joint above described an indifferent workman is enabled to turn out a very perfect and satisfactory article.

Having thus described my invention, I claim as new and desire to secure by Letters Patent—

1. As an improved article of manufacture, a block adapted to form one link of a bracelet, chain, or equivalent article, having a rectangular opening formed in one end and a

tongue produced upon the opposite end provided with a pin-opening, and a curved outer end surface, substantially as shown and described.

5 2. As an improved article of manufacture, a block adapted to constitute a link in a chain, bracelet, or similar article, having its ends downwardly beveled from a point at or near the center, a rectangular opening formed
10 in one end, and a tongue produced upon the opposite end provided with a curved end surface, substantially as shown and described.

3. As an improved article of manufacture,

a block adapted to constitute a link of a chain, bracelet, or equivalent article, having 15 the lower portion of its ends downwardly beveled and the upper portion straight and true, and provided with a rectangular opening in one end and a tongue formed upon the opposite end, provided with a pin-opening and a 20 curved end surface, substantially as shown and described.

ANTOINE J. KERCKHOFFS.

Witnesses:

J. F. ACKER, Jr.,

GEORGE CHARDEY.