

..(No Model.)

A. J. HESNER.
BAG HOLDER.

No. 421,075.

Patented Feb. 11, 1890.

Fig. 1.

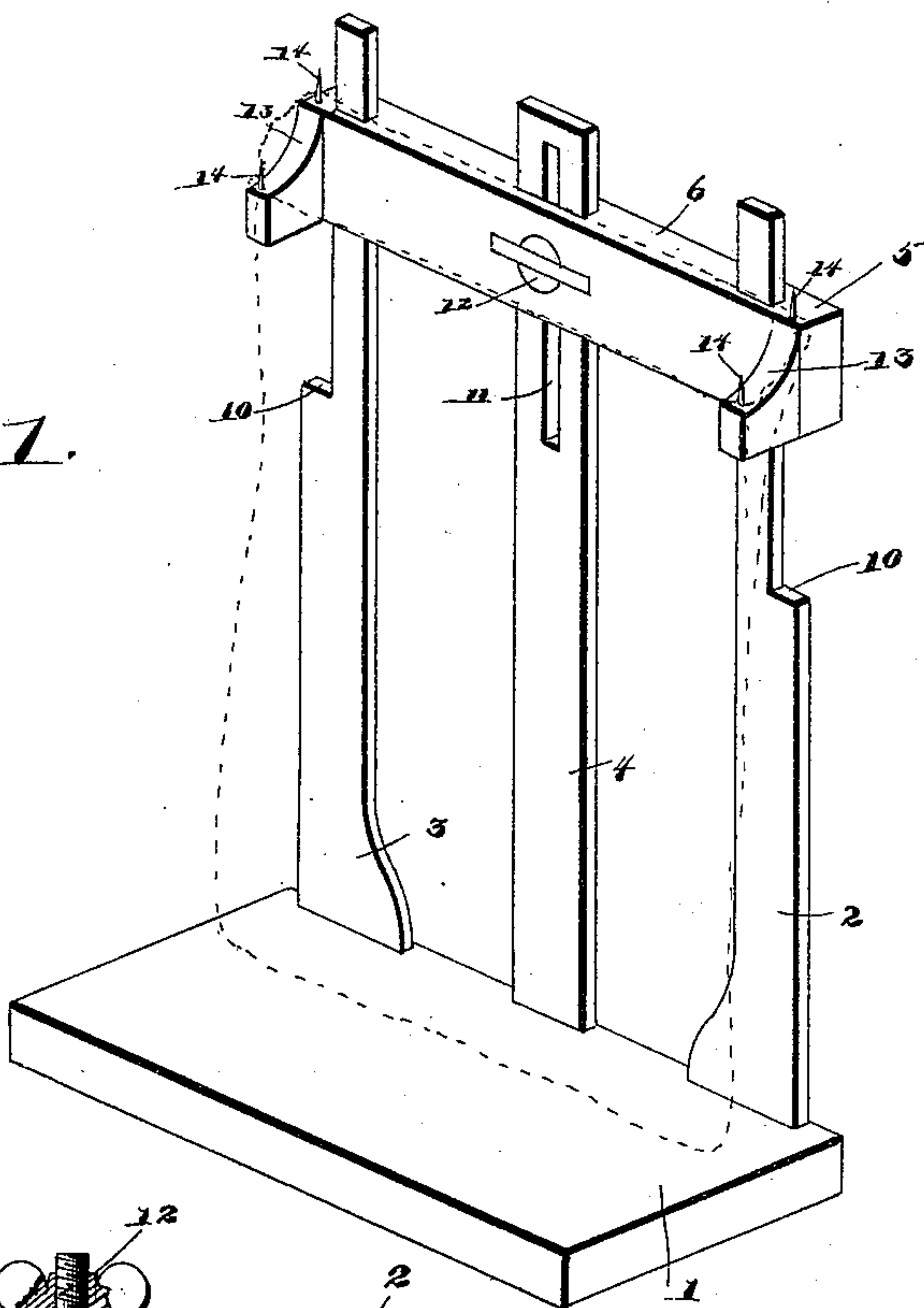


Fig. 2.

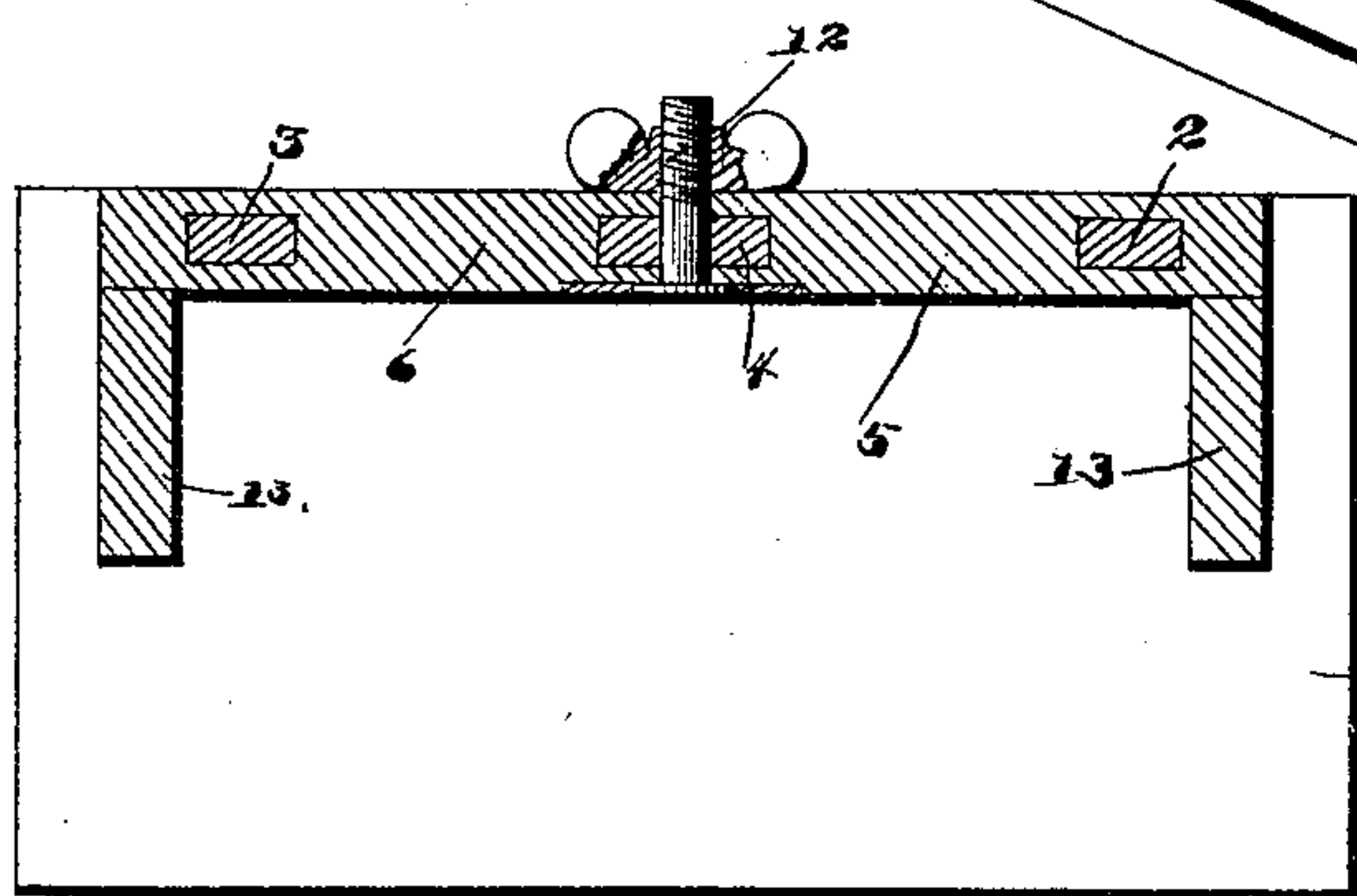
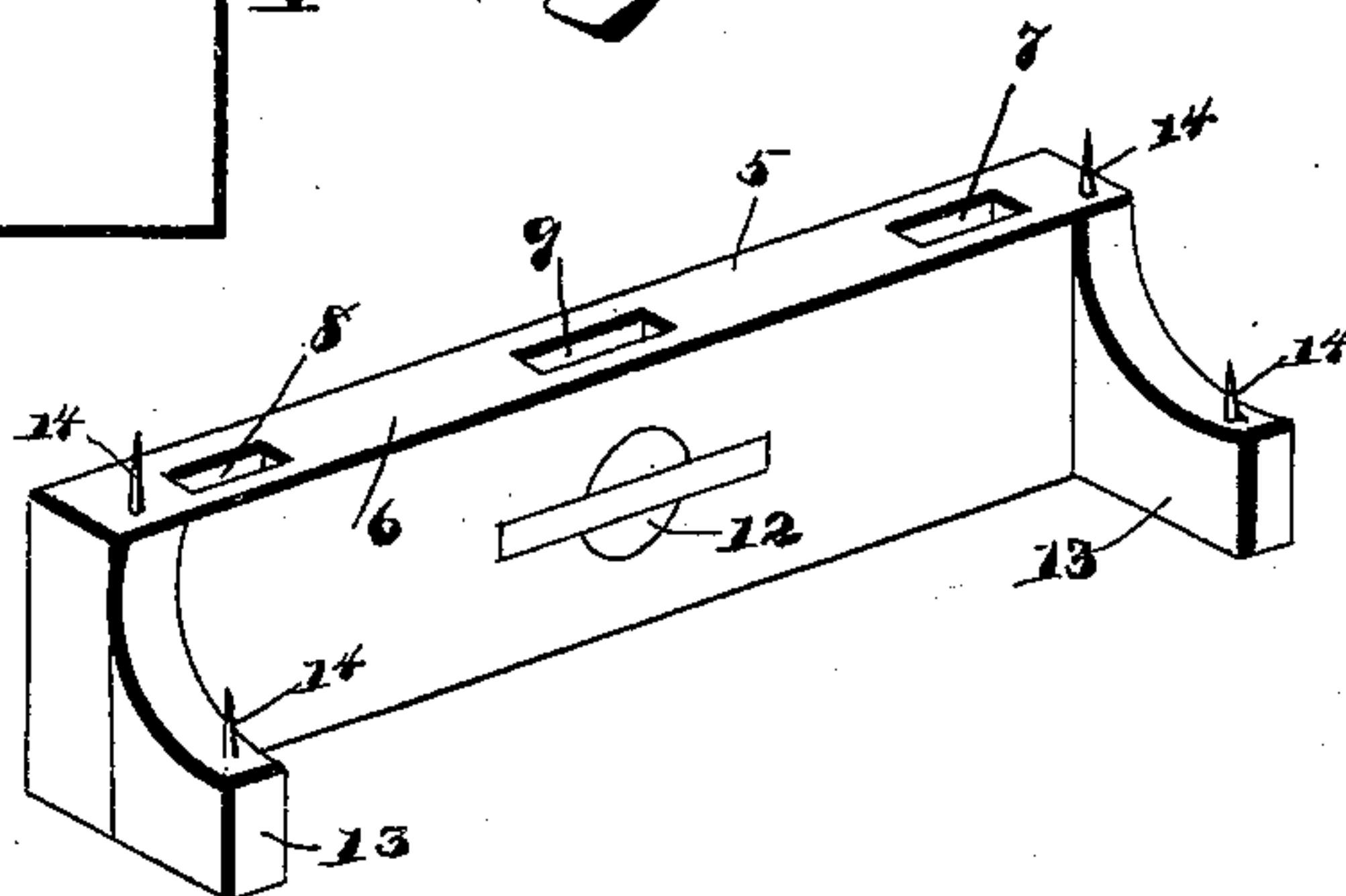


Fig. 3.



Witnesses:-

Samuel Ker.

Inventor.

Andrew J. Hesner.

By *his* Attorneys

J. F. Riley

C. A. Snow & Co.

UNITED STATES PATENT OFFICE.

ANDREW J. HESNER, OF WEAVER, MINNESOTA.

BAG-HOLDER.

SPECIFICATION forming part of Letters Patent No. 421,075, dated February 11, 1890.

Application filed January 6, 1890. Serial No. 335,955. (No model.)

To all whom it may concern:

Be it known that I, ANDREW J. HESNER, a citizen of the United States, residing at Weaver, in the county of Wabasha and State of Minnesota, have invented a new and useful Bag-Holder, of which the following is a specification.

The invention relates to improvements in bag-holders.

10 The object of the present invention is to provide a bag-holder of simple and inexpensive construction adapted to readily receive a bag and enable the same to be quickly removed therefrom and capable of vertical adjustment to adapt itself to various-sized bags.

15 The invention consists in the construction and novel combination and arrangement of parts, hereinafter fully described, illustrated in the accompanying drawings, and pointed out in the claim hereto appended.

20 In the drawings, Figure 1 is a perspective view of a bag-holder constructed in accordance with the invention, the bag being shown in dotted lines. Fig. 2 is a transverse sectional view. Fig. 3 is a detail perspective view of the frame that holds the bag.

25 Referring to the accompanying drawings, 1 designates a platform or base, from which rise vertical standards 2, 3, and 4, upon the upper portions of which is mounted a vertically-movable frame 5, upon which a bag is placed. The vertically-movable bag-frame 5 consists of the cross-bar 6, which is provided with vertical rectangular openings 7, 8, and 9, in which are arranged the vertical standards 2, 3, and 4. The outer standards 2 and 3 have their upper portions reduced, and at the lower ends of the reduced portions are provided shoulders 10, upon which the vertically-movable bag-frame rests when it is in its lowest position. The central opening 9 of the bag-frame 5 is larger than the openings 7 and 8 at the end thereof and receives the central standard 4, which is provided with a longitudinal slot 11, in which is arranged a set-screw 12, that is secured to the cross-bar of the bag-frame and maintains the latter at any desired elevation. The bag-frame 5 is provided at the end of the cross-bar 6 with arms 13, that are parallel with each

other and extend outward from the cross-bar 50 over the platform and are adapted to receive the opposite sides of a bag, and in order to prevent the bag slipping therefrom and enable the bag to be readily attached thereto the arms are provided with pins 14. The 55 arm 13 has a pin 14 at its outer end and one near the inner end, the latter pin being preferably secured to the upper edge of the cross-bar. The upper edges of the lateral arms 13 are slightly curved or sloping, and it will 60 readily be seen that when a bag is secured upon the frame 5 it will be held open and in convenient position to be filled.

From the foregoing it will readily be seen that bag-holders constructed in accordance 65 with this invention are simple and economic in construction, adapted to readily receive the bags to be filled and permit the same to be quickly removed, and are capable of vertical adjustment to suit various-sized bags. 70

Having thus described my invention, I claim—

A bag-holder comprising the platform, the standards 2 and 3, arranged near the ends of the platform and provided with the shoulders 75 10, the central standard 4, arranged between the standards 2 and 3 and having a longitudinal slot, the vertically-movable bag-frame sliding upon the standards and provided with vertical rectangular openings to receive the 80 same, and consisting of the cross-bar 6 and the arms 13, arranged at the ends of the cross-bar and extending outward therefrom and over the platform, said bag-frame being provided with pins adapted to hold a bag thereon 85 and being arranged at the ends of the arms and the cross-bar, and a set-screw arranged in the longitudinal slot of the central standard and adapted to hold the bag-frame at any desired elevation, substantially as and for the 90 purpose described.

In testimony that I claim the foregoing as my own I have hereto affixed my signature in presence of two witnesses.

ANDREW J. HESNER.

Witnesses:

E. C. LINSTROM,
AARON FOX.