

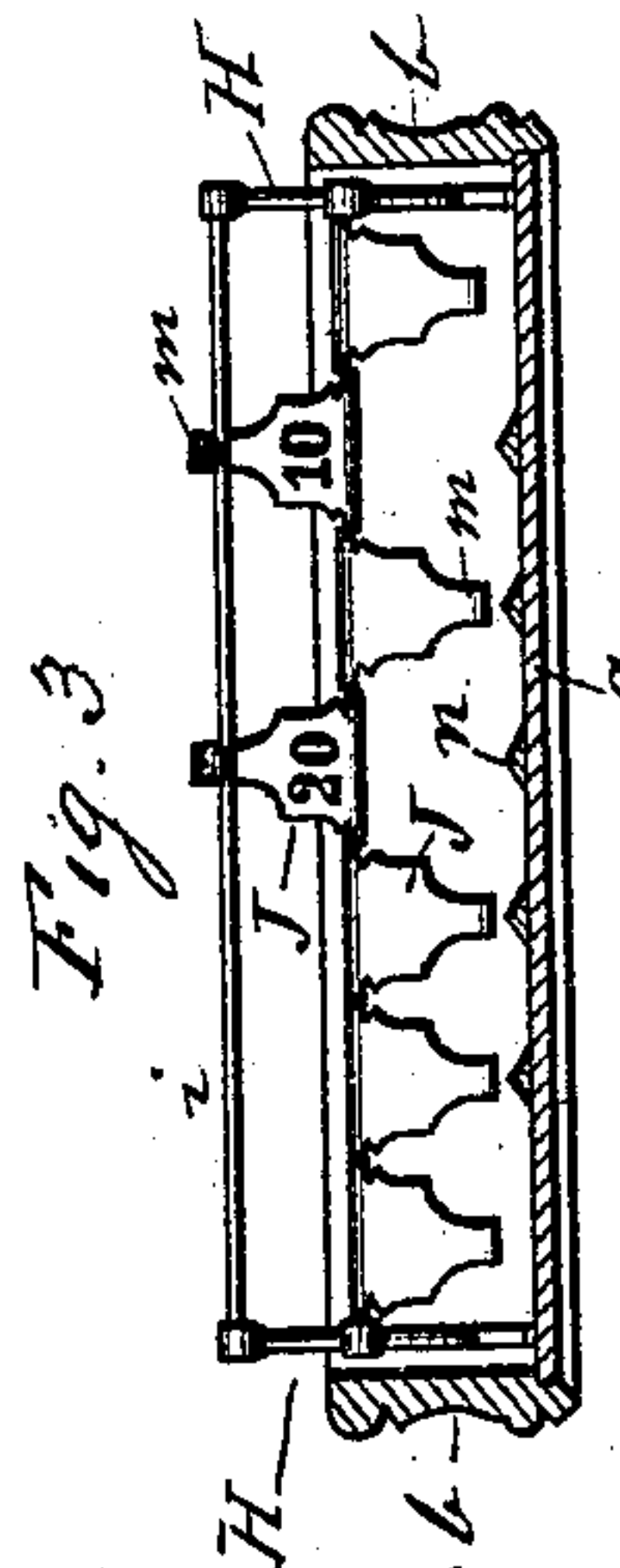
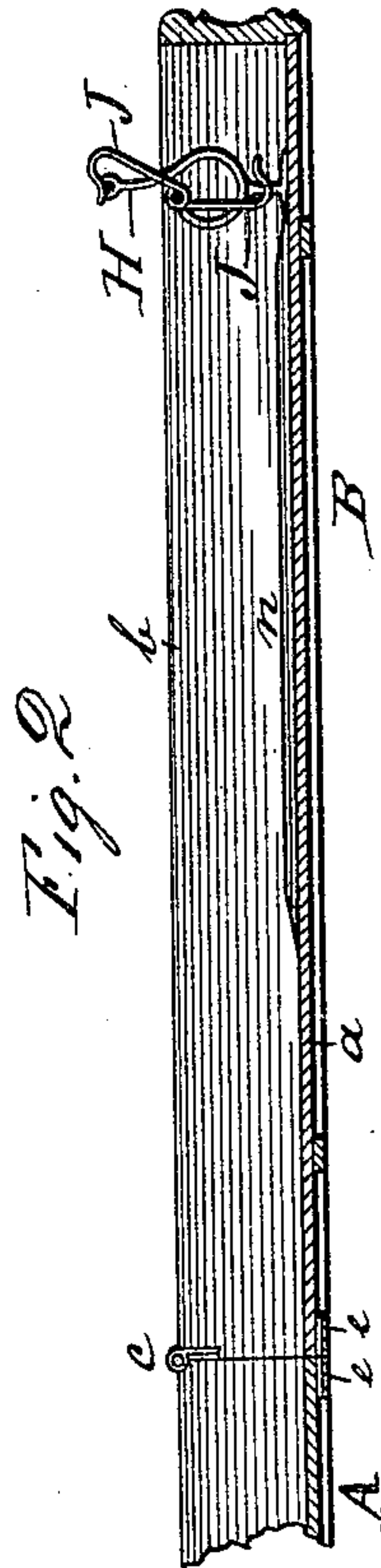
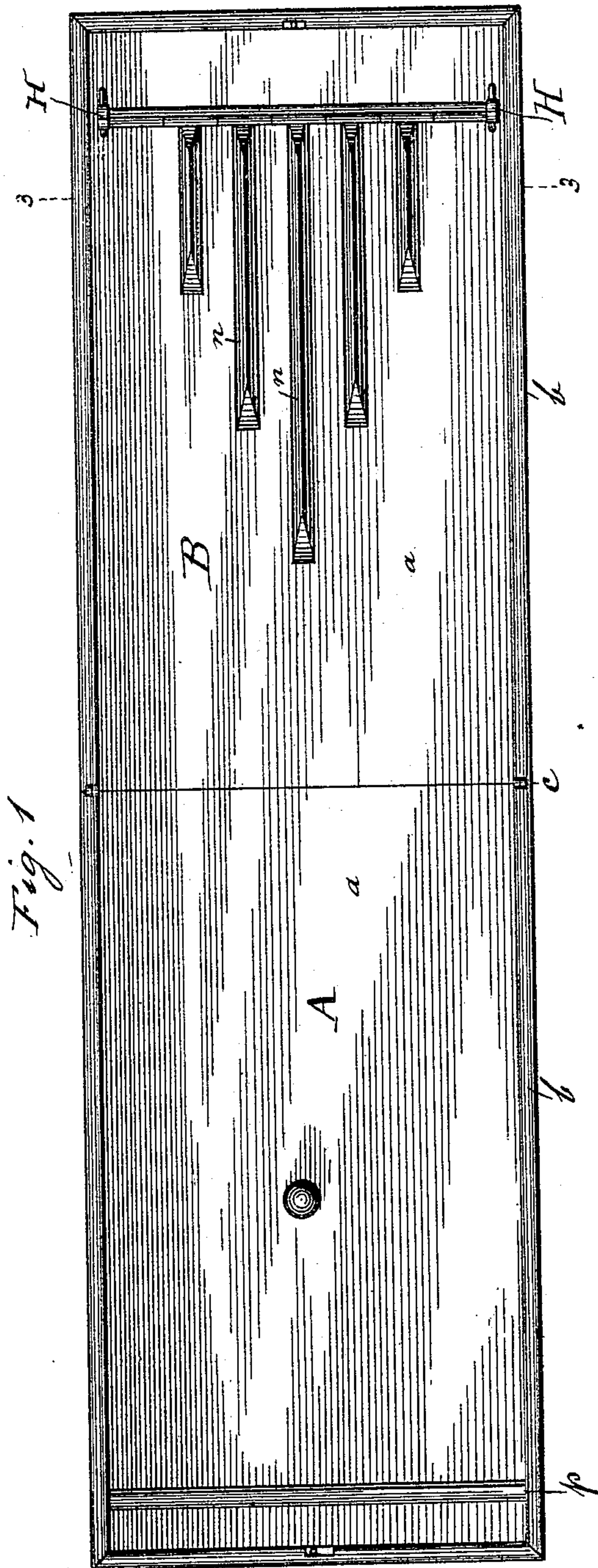
(No Model.)

2 Sheets—Sheet 1.

E. HABRECHT.
GAME TABLE.

No. 420,786.

Patented Feb. 4, 1890.



Witnesses
Otto Luebkert
Jens A. Johnson

Inventor:
Eduard Habrecht
By Wm H Lotz
his Attorney

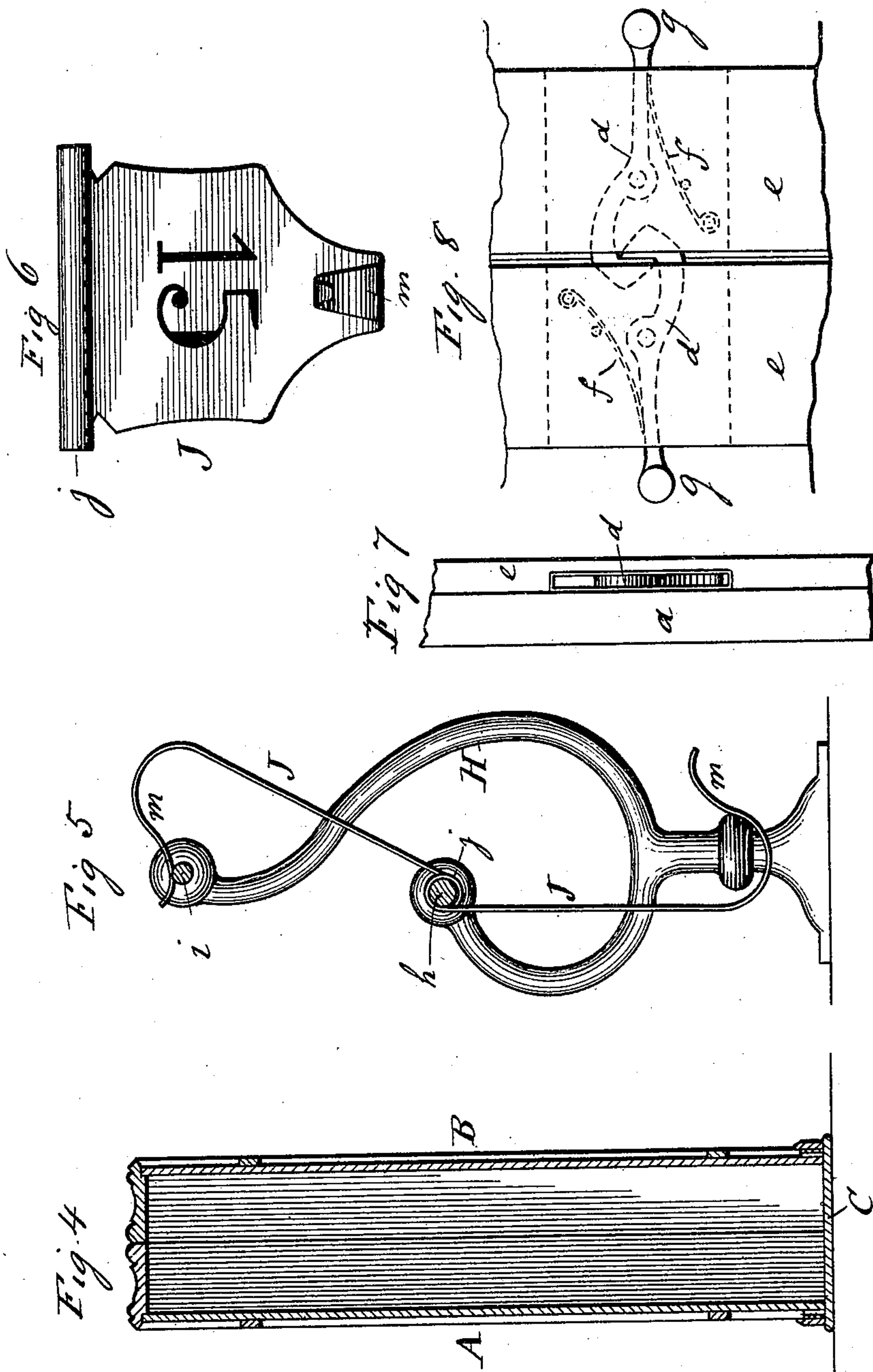
(No Model.)

2 Sheets—Sheet 2

E. HABRECHT.
GAME TABLE.

No. 420,786.

Patented Feb. 4, 1890.



Witnesses.
Otto Quebke
Jens A. Johnson

Inventor:
Eduard Habrecht
By Wm. B. Lotz
his attorney

UNITED STATES PATENT OFFICE.

EDUARD HABRECHT, OF CHICAGO, ILLINOIS.

GAME-TABLE.

SPECIFICATION forming part of Letters Patent No. 420,786, dated February 4, 1890.

Application filed September 17, 1889. Serial No. 324,260. (No model.)

To all whom it may concern:

Be it known that I, EDUARD HABRECHT, a subject of the Emperor of Austria-Hungary, residing at Chicago, in the county of Cook and State of Illinois, have invented certain new and useful Improvements in Game-Tables, of which the following is a specification, reference being had therein to the accompanying drawings.

This invention relates to game-tables of the class on which a ball is propelled by a cue for hitting an object; and it consists of such a table that can be folded into small compass and which is provided with a series of targets suspended to a rod to swing thereon and having hook-shaped bottom ends for engaging an upper rod, when swung a semicircle by the striking of a ball, and of guide-strips for the balls in front of the targets, all as will be more fully hereinafter described and specifically claimed.

In the accompanying drawings, Figure 1 represents a plan view of the game-table in ready position to play thereon; Fig. 2, a longitudinal vertical cross-section of the same, and Fig. 3 a transverse vertical section on line 3 3 in Fig. 2. Fig. 4 shows the table when folded and placed into the foot-piece; Fig. 5, a sectional side elevation of the swinging targets with rods and stands for same; Fig. 6, a rear elevation of one of the targets. Fig. 7 is an edge view, and Fig. 8 a bottom view, of the adjoining ends of the folding-table sections, showing the latch for locking the sections on their extended position.

Corresponding letters of reference in the several figures of the drawings designate like parts.

A denotes the front section, and B the rear section, of the table, each consisting of a plane bottom *a*, having attached to three sides a vertical border-frame *b*, and the abutting ends of the border-frames *b* of the two table-sections A and B are connected by hinges *c* to allow the said sections A and B to be folded one on top of the other, thus forming a box the hinged open end of which can be inserted into a foot-box C, consisting of a base-board and of a rectangular frame secured thereon, that will receive the ends of sections A and B of the game-table when folded, so the table thus folded can be set away in a corner or

against the wall without occupying much room, at the same time excluding the dust from the inside thereof, as has been shown by Fig. 4.

When the sections A and B of the table are extended to present a continuous straight surface, the hook ends of latches *d*, one pivoted between the bottom *a* of each section and a strip *e*, secured under such bottom, will engage, the same being pushed and held in engagement, each by a leaf-spring *f*, and each such latch being provided with a knob end *g* projecting from under strip *e* for disengaging the latches whenever the table is to be folded. Near its rear end is secured upon each side of bottom *a* of table-section B, close to side strips *b*, a scroll-shaped metal standard *H*, both these standards being connected and vertically in line with each other. Upon the lower rod *h* are pivotally suspended a series of sheet-metal shields *J*, each having formed to its upper end a tube *j*, loosely sleeved upon rod *h*, and to its lower end a rearwardly-extended ogee hook *m*, that with swinging the shield *J* rear and upward will lap over the rod *i* and be sustained in that position, when a figure marked upon the rear face of each shield *J* will be seen from the front end of the game-table. Forward of the several shields *J* are secured upon section B of the table triangular strips *n*, one for each shield. The middle strip *n* being the longest, the strips toward each side gradually decrease in length, and all the strips *n* are placed parallel with each other and with the side boards *b* of the table, and each strip *n* is chamfered on its front end for a ball to run onto and over such strip.

Near the front end of table-section A is secured upon bottom *a* a transverse strip *p* for holding the balls. For playing, a ball *q* is propelled toward either one of the shields *J*, which when struck will be swung upward to expose the figure marked thereon, which will count for the player, and the strips *n* will guide the ball when properly directed, but otherwise will be an obstruction to a ball not properly directed.

The box C may have in its bottom a slate or blackboard for recording the game.

What I claim is—

1. In a game apparatus, the folding table

A B, the standards H, secured upon the sides of one end of such table, the horizontal rods *h* and *i*, secured between these standards vertically in line with each other, and a series
5 of shields J, pivotally suspended to rod *h*, and provided with ogee hooks *m* to their lower ends that when swung to an upright position engage rod *i*, substantially as specified.

10 2. In a game apparatus, the folding table A B, the standards H, secured upon the sides of one end of such table, the horizontal rods *h* *i*, secured between these standards one vertically above the other, and a series of shields

J, pivotally suspended to rod *h* and provided 15 with ogee hooks *m* to their lower ends that when swung to an upright position engage rod *i*, and in combination therewith a series of triangular strips *n*, secured upon the table forward of shields J and parallel with each 20 other, all substantially as set forth.

In testimony whereof I affix my signature in presence of two witnesses.

EDUARD HABRECHT.

Witnesses:

WILLIAM H. LOTZ,
OTTO LUEBKERT.