

(No Model.)

J. H. CUTTER
CALENDAR.

No. 420,440.

Patented Feb. 4, 1890.

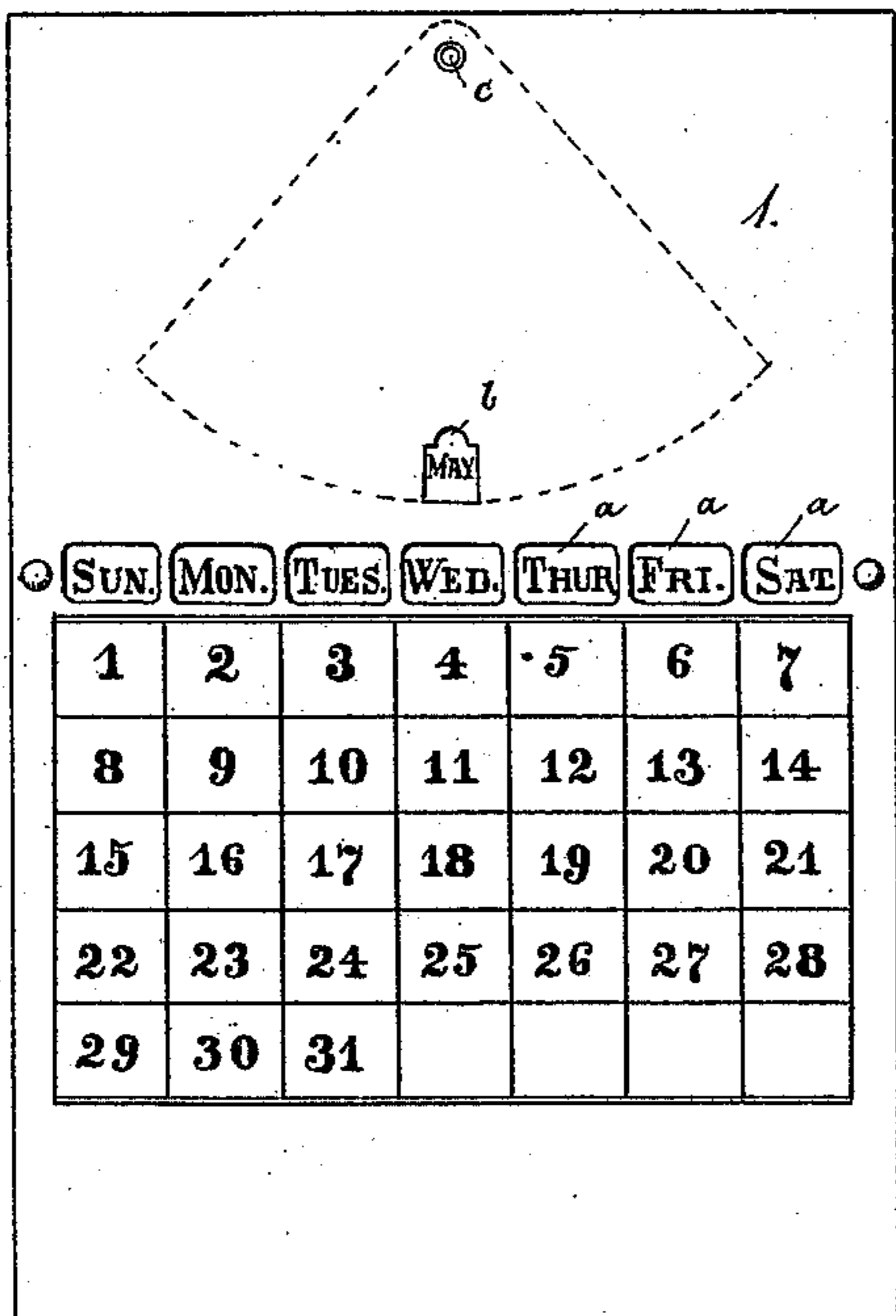


Fig. 1.

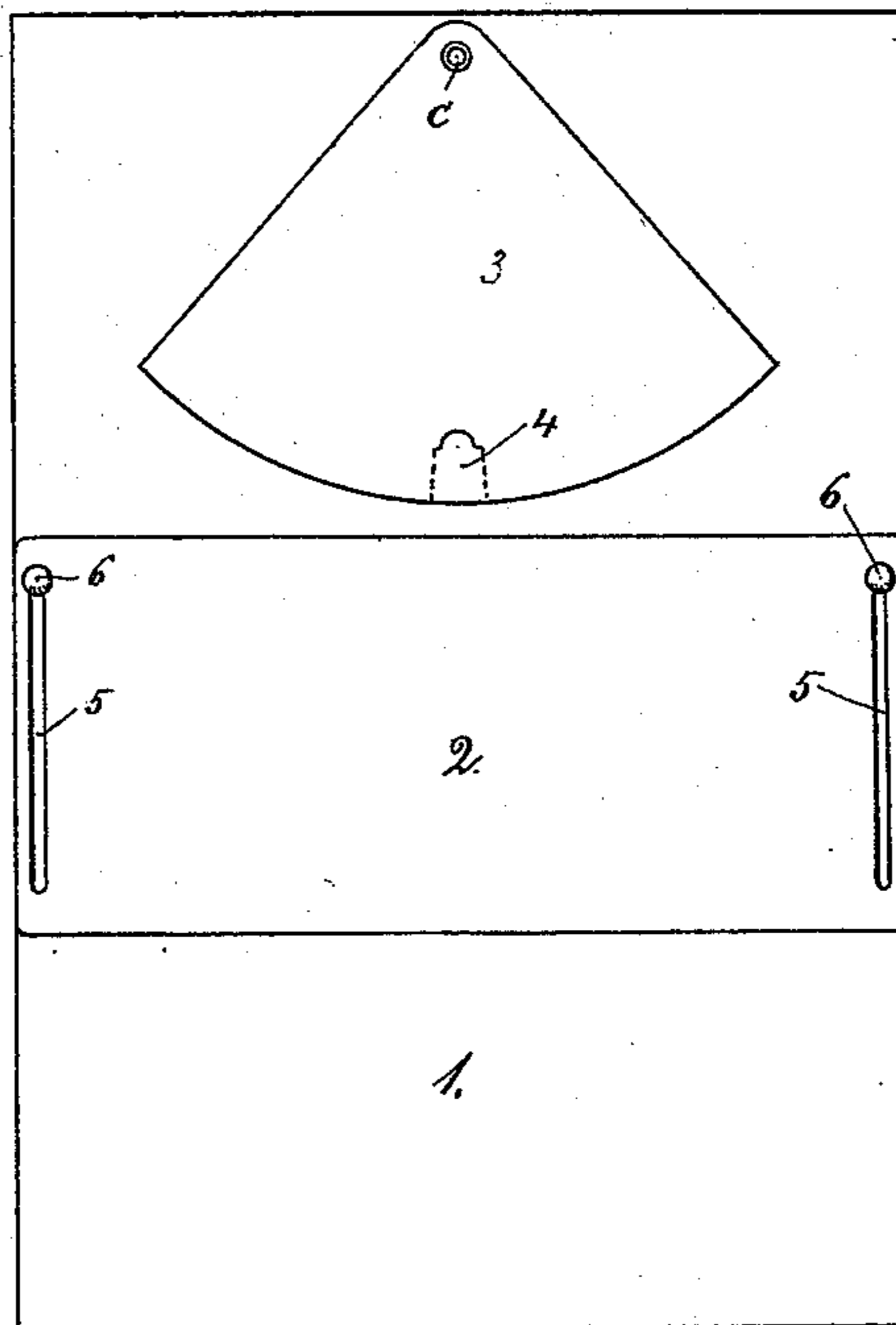


Fig. 2.

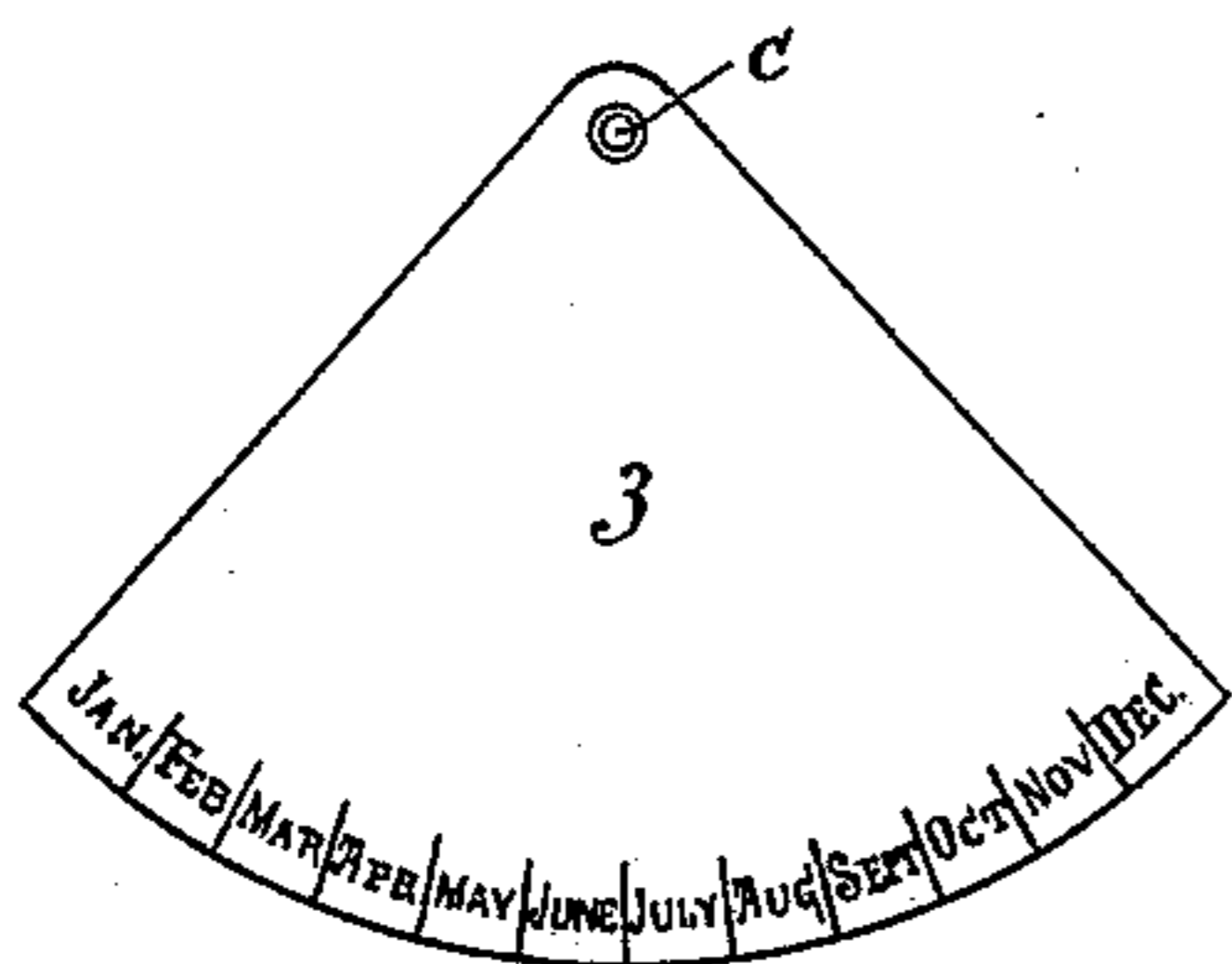


Fig. 3.

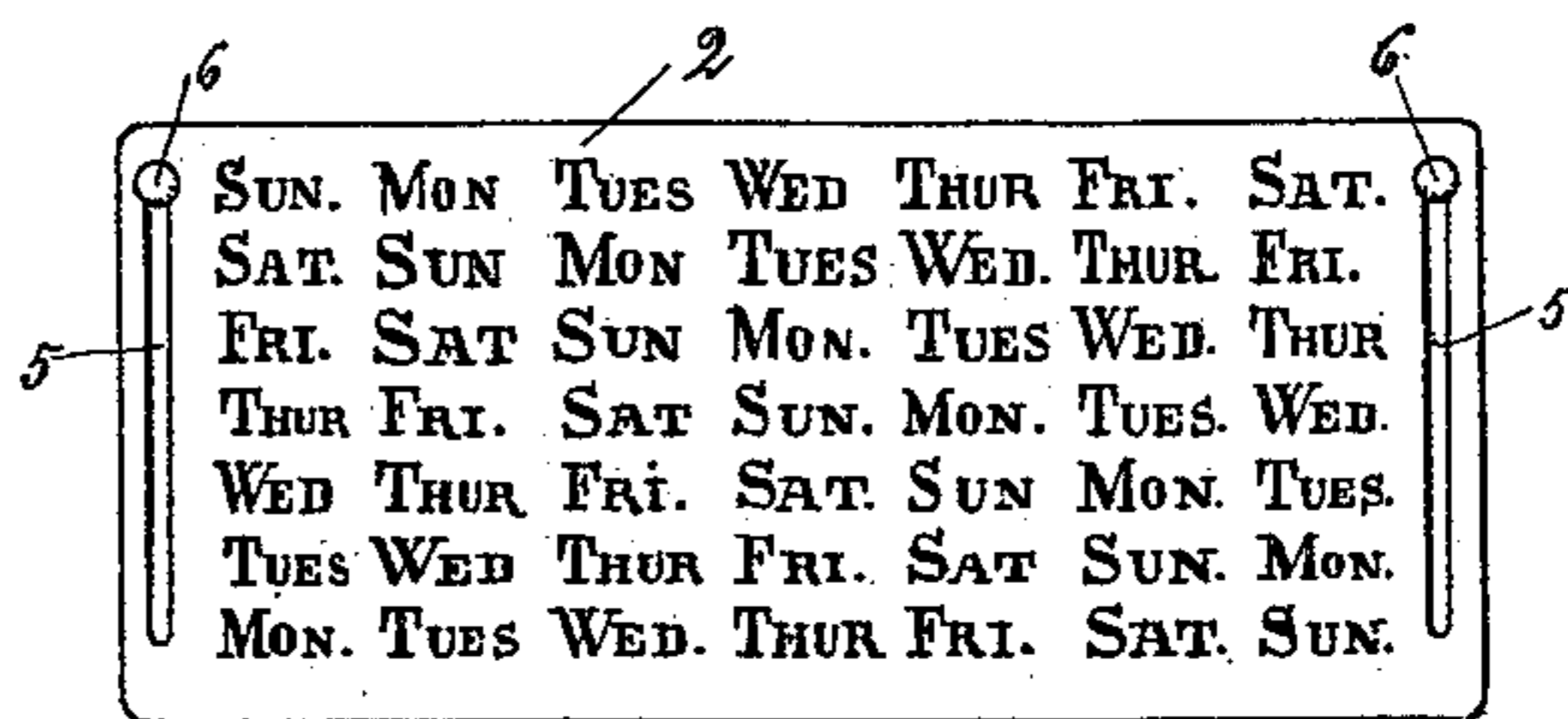


Fig. 4.




Fig. 5.

WITNESSES:

Rich. George.

McRobinson

INVENTOR.

J. H. Cutter
By Richard Perry
attor

UNITED STATES PATENT OFFICE.

JAMES HUTCHINSON CUTTER, OF UTICA, NEW YORK.

CALENDAR.

SPECIFICATION forming part of Letters Patent No. 420,440, dated February 4, 1890.

Application filed June 3, 1889. Serial No. 313,006. (No model.)

To all whom it may concern:

Be it known that I, JAMES HUTCHINSON CUTTER, of the city of Utica, in the county of Oneida and State of New York, have invented certain new and useful Improvements in Calendars; and I do hereby declare that the following is a full, clear, and exact description of the invention, which will enable others skilled in the art to which it appertains to make and use the same, reference being had to the accompanying drawings, and to the letters of reference marked thereon, which form part of this specification.

My invention relates to improvements in calendars; and it consists in features of construction and novelty.

In the drawings which accompany and form a part of this specification, Figure 1 shows a front view of my improved calendar. Fig. 2 shows a rear view of the same. Figs. 3, 4, and 5 show details of construction herein-after more fully explained.

Similar letters and figures of reference refer to like parts in the several figures of the drawings.

In constructing my calendar I provide a card-back 1, which is provided with numbers arranged in five lines, and seven columns printed on the front thereof, substantially as shown, and is provided in the face of the card with seven openings *a a*, &c., corresponding to the abbreviated names of the days of the week, and substantially in the center and a little above the last-mentioned openings an opening *b*, through which the abbreviated name of a month is adapted to be seen, as hereinbefore explained.

2 is a card having the names of the days of the week, abbreviated or otherwise, arranged thereon in seven parallel lines, each line beginning with the abbreviated name of a day of the week, and continuing throughout in the regular order until the entire days of the week are represented in the line. This card 2 is provided with two vertical slots 5 5, and passing through slots 5 is a rivet or its equivalent 6, by which the card 2 is secured to card 1, so that card 2 is vertically movable upon card 1.

Opening *b* in the card 1 is preferably formed by cutting three sides and then passing the

piece cut through to the back, which forms a tag 4. A sector-shaped card 3 is pivoted at its apex to the back of the card 1 at *c* by a fastener, which is preferably a hollow rivet, as ordinarily used, and which also answers as an eye by which the card may be suspended. The size of the sector-shaped card 3 is such that the periphery will pass between the pivotal points and the base of the tag 4, which tag 4 tends to keep the sector-shaped card in proper place.

Card 3 is provided upon its front base, near the periphery thereof, with the names of the months, abbreviated or otherwise, which, as the card is swung on its pivot, appear from the front of the card through opening *b* therein. The tag or ear 4 also serves the purpose of preventing card 2 from engaging and interfering with card 3 as it is moved up and down vertically. The manner in which the rivets 6 secure the card 2 to the back of card 1 will be readily understood from Figs. 2, 4, and 5, although other means of adjustably securing the card 2 to card 1 might be used.

The operation or use of the calendar will be readily understood, but may be explained as follows: The card 3 is swung upon its pivot so as to show the proper month through the opening *b*, and card 2 is moved vertically into such a position that the day of the week on which the month began will take its place directly above the figure 1 printed upon card 1 of the calendar. In this position the calendar is in proper position for a month's use, and at the end of the month it may be changed by moving card 3 ahead a month and adjusting the card 2, so that the next day to that upon which the month ended will appear over the figure 1 printed upon the face of the calendar.

A single slot may be used in lieu of the openings *a a* shown, and the openings *a a* may be provided at the heads of the lines instead of the columns, and the card 2 moved horizontally upon card 1 behind the openings at the heads of the lines, all of which I should consider the equivalent of my construction and included within the wording of the claims referring to those parts, and other alterations and variations in and from the

construction shown may be made without departing from the spirit of my invention or the equivalent of my construction.

What I claim as new, and desire to secure by Letters Patent, is—

1. The combination, in a calendar, of the main or base card having the numerals representing the days of the month printed thereon in lines and columns, a series of openings directly above the column of figures, and the vertically-movable card secured on the back of the base or main card, and having the days of the week printed thereon, substantially as described.

2. The combination, in a calendar, of the main calendar-card having the numerals of the month printed thereon in columns and lines, a series of openings at the top of the columns, a vertically-movable card having names of the days of the week printed thereon, secured to the back of the calendar-card so as to present either of the various lines printed thereon behind the openings in the calendar-card and the opening *b* therein, and the pivoted card passing behind said opening, having printed upon its periphery the names of the months, substantially as set forth.

3. The combination, in a calendar, of the main card 1, having the days of the months printed thereon in lines and columns, a series of openings at the heads of the columns, and

a single opening above these, the card having the names of the days of the week printed in lines thereon, and vertically movable upon the back of the calendar-card, and a sector-shaped card pivoted at its apex by a hollow rivet, so as to form an eye, and having the names of the months of the year printed in a segment of a circle on its periphery, substantially as described.

4. The combination, in a calendar, of the main card 1, having the days of the months printed thereon in columns and lines, a series of openings at the heads of the columns, the card 2, having the names of the days of the week printed in lines thereon, substantially as shown, vertically movable upon card 1, the opening *b* in the card 1, the tag 4, and the sector-shaped card 3, pivoted by a hollow rivet to card 1 at its apex, and having its periphery passing between the tag 4 and the main body of the card, and having the names of the months of the year printed in a segment of a circle upon the card 3, and adapted to show through opening *b*, substantially as set forth.

In witness whereof I have affixed my signature in presence of two witnesses.

JAMES HUTCHINSON CUTTER.

Witnesses:

L. S. CLARKE,

M. E. ROBINSON.