

(No Model.)

M. V. WOLFE.
WASHING MACHINE.

No. 420,323.

Patented Jan. 28, 1890.

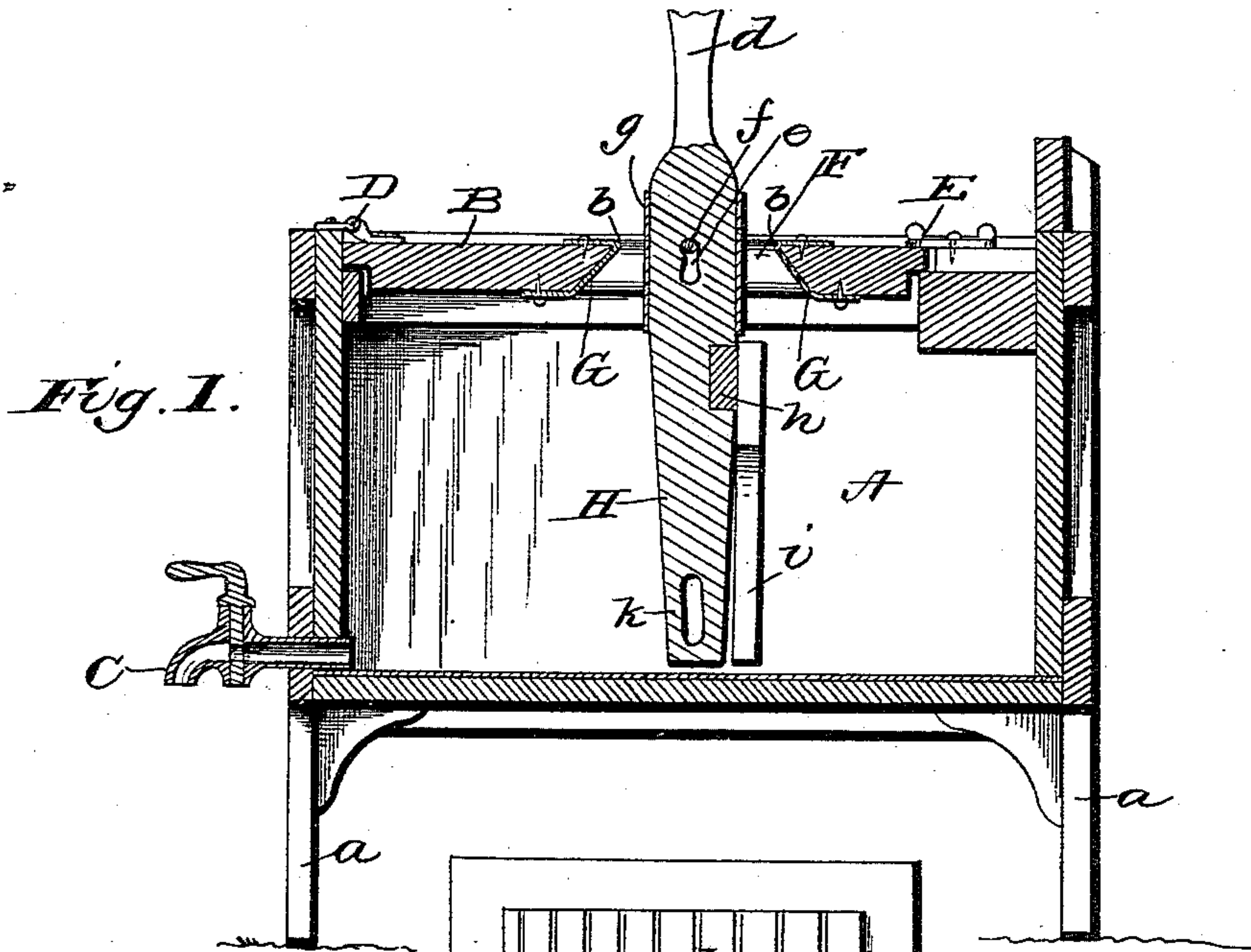
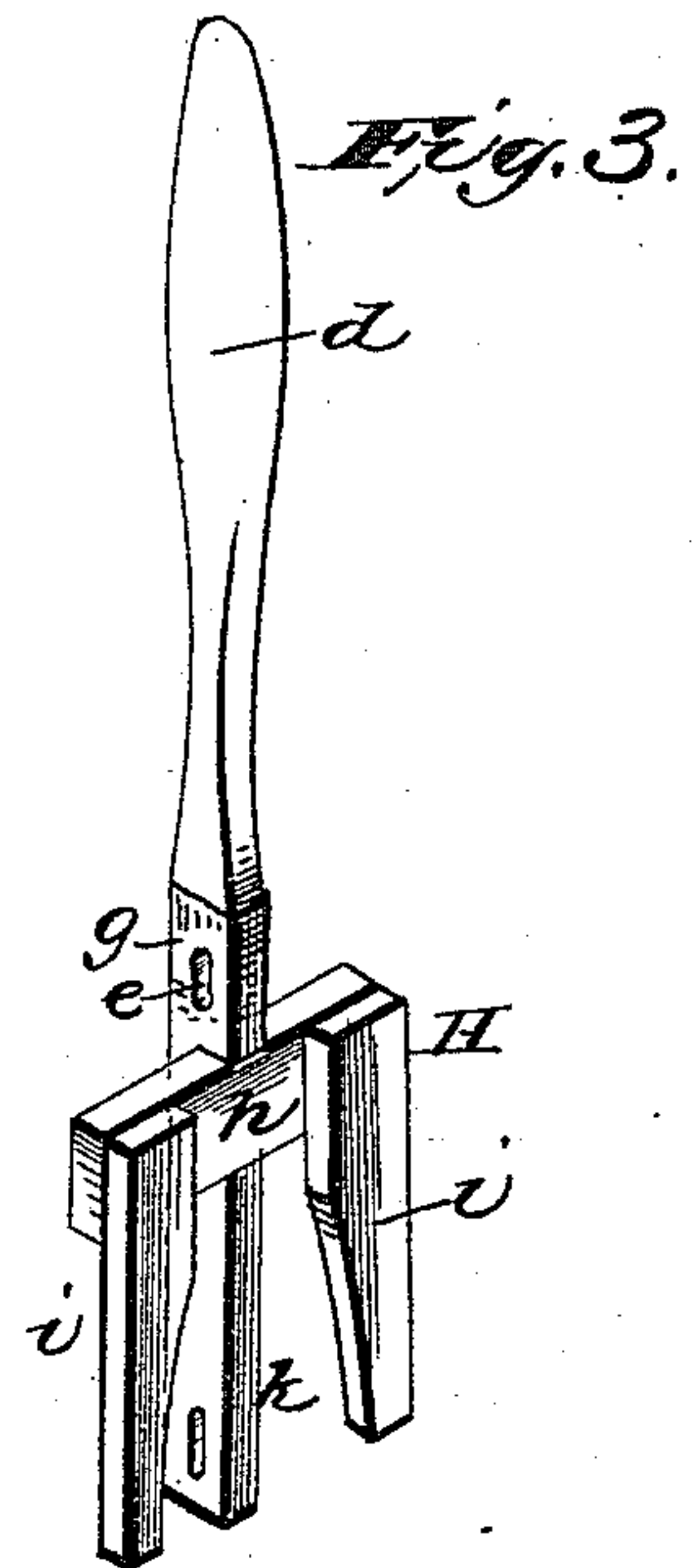
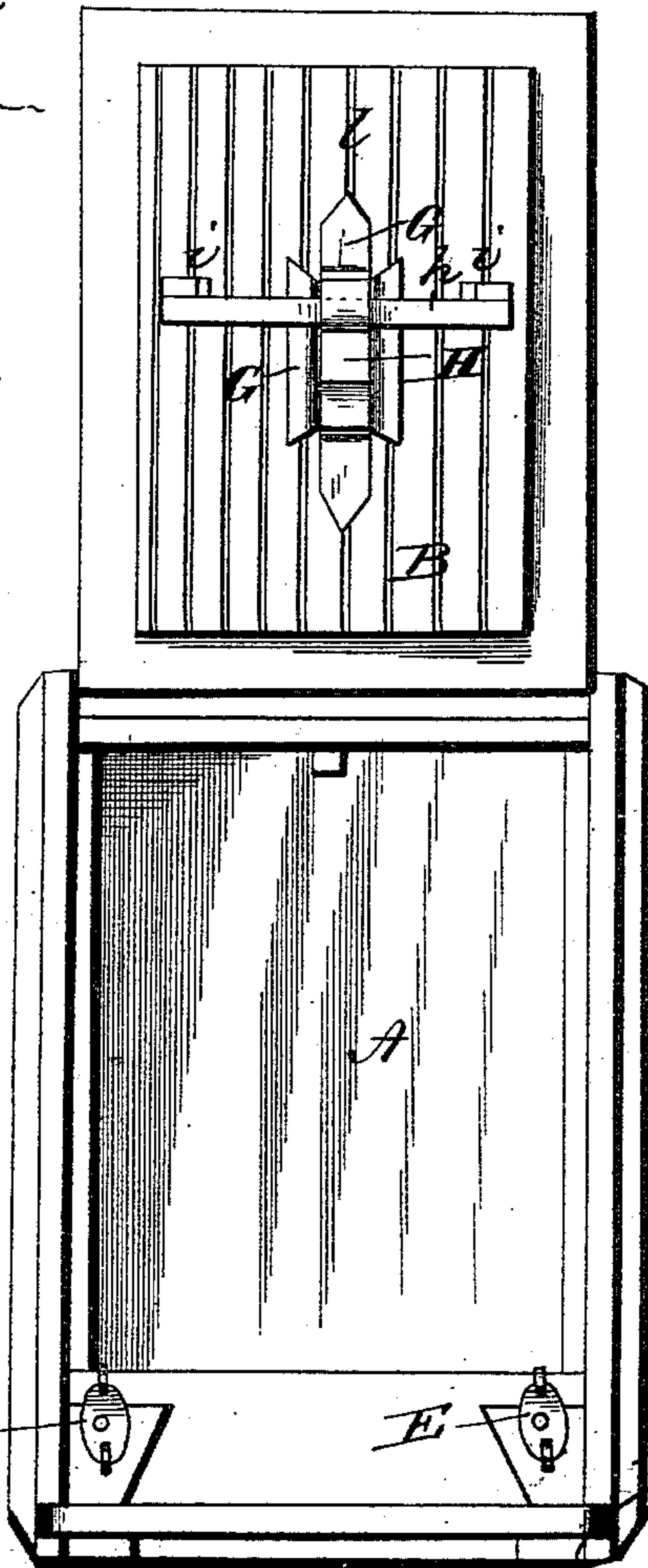


Fig. 2



WITNESSES:
F. L. Ourand
C. F. Chisholm

INVENTOR:
M. V. Wolfe
By Edwin Daggett
Attorneys

UNITED STATES PATENT OFFICE.

MARTIN V. WOLFE, OF GREENWOOD, NEBRASKA, ASSIGNOR OF ONE-HALF
TO WILLIAM F. TENNISON, OF SAME PLACE.

WASHING-MACHINE.

SPECIFICATION forming part of Letters Patent No. 420,323, dated January 28, 1890.

Application filed July 24, 1889. Serial No. 318,532. (No model.)

To all whom it may concern:

Be it known that I, MARTIN V. WOLFE, a citizen of the United States, and a resident of Greenwood, in the county of Cass and State of Nebraska, have invented certain new and useful Improvements in Washing-Machines; and I do hereby declare that the following is a full, clear, and exact description of the invention, which will enable others skilled in the art to which it appertains to make and use the same.

My invention relates to washing-machines, and has for its object the construction of a simple, easily-operated, and inexpensive washer for common use. I accomplish this object by the mechanism illustrated in the accompanying drawings, in which—

Figure 1 represents a longitudinal vertical section of the machine. Fig. 2 is a plan view of the same with the cover thrown open, and Fig. 3 is a perspective detail view of the clothes stirrer or beater removed from the suds-box.

Like letters of reference denote corresponding parts in all the figures.

The suds-box or receptacle for the clothes may be of various shapes, and I make no claim to its form or construction, but have represented it in Figs. 1 and 2 as a rectangular box A, mounted on the legs *a*. The box A should be water-tight and should have a closely-fitting cover B. In one end of the box A is placed a tube or faucet C for drawing off the water when desired. The cover B is made to open on the hinges D, and is fastened when closed with the turn-buttons E. Through the center of the cover B is a longitudinal slot F, the ends *b b* of which are beveled on the under side, and said slot F is furnished with a metallic bushing G, preventing its wear. The clothes-beater H has a handle *d* passing through the slot F and having a slot *e*, through which passes a fulcrum-rod *f*, fastened removably in any suitable manner to the top of the cover B. The portion of the handle *d* which rests in the slot F is surrounded by a metallic casing or ferrule *g* to prevent its wearing.

To the handle *d* below the ferrule *g* is fixed a cross-bar *h*, to the outer ends of which are fastened downwardly-projecting fingers *i i*.

The extension of the handle *d* below the cross-bar *h* also forms a finger *k*. It will be seen that the fingers *i i* are placed on the opposite side of the cross-bar *h* from where it is attached to the handle *d*, and that this brings the fingers *i i* on a different transverse line from that of the middle finger *k*. The cross-bar *h* may be furnished with any desired number of fingers, and they may be attached to either side of said cross-bar.

In washing, the clothes are placed in the box A with a quantity of suds, the cover closed, and the clothes thrown back and forward by operating the fulcrumed clothes-beater H. This causes the water to pass through the clothes again and again, quickly removing from them all dirt. The under side of the slot F, having beveled ends *b b*, gives the handle *d* sufficient longitudinal play without having the slot F large enough to allow water to be spattered through, and the handle *h*, being loosely hinged on the rod *f*, passing through the slot *e*, allows vertical play to adapt it to the amount of clothing in the machine, and it also allows a certain amount of lateral play, that the fingers *i i* may be able to reach all the clothes in the machine. It will be found that the handle *d*, having a long leverage on the rod *f*, the machine can be operated very easily. The fingers *i i* and *k* are preferably of smooth wood, and thus all wear and tear of the clothes is avoided.

The handle *d* is of such a length, or so proportioned with respect to the other parts of the device, that when the cover is thrown open the extreme end of the handle will rest upon the floor or ground, and thus support the cover in a slightly slanting or horizontally-inclined position. This forms a convenient platform or table for placing the clothes to drain, and the water is carried back into the machine by the grooves *l*, cut in under the side of the cover, preventing all dripping on the floor.

The operation of rinsing the clothes may be performed in the same manner by supplying the box A with clear or bluing water.

Having thus described my invention, I claim and desire to secure by Letters Patent of the United States—

The combination, in a washing-machine, of

the suds-box A, the hinged bevel slotted and
grooved cover B, provided with a bushing G,
the clothes-beater H, having slot *e*, metallic
casing *g*, cross-bar *h*, on one side of which
5 are fixed the downwardly-projecting fingers
i i and on the opposite side and intermediate
said fingers *i i* the downwardly-projecting
finger *k*, and having a handle *d*, adapted to
support the cover in an inclined position
10 when thrown open, and the removable ful-

crum-rod *f*, passing through said slot *e*, all
constructed and combined to co-operate sub-
stantially in the manner described.

In testimony that I claim the foregoing as
my own I have hereunto affixed my signature 15
in presence of two witnesses.

MARTIN V. WOLFE.

Witnesses:

W. F. TENNISON,
N. H. MEEKER.