

(No Model.)

G. L. SMITH.
CHECKREIN LOOP.

No. 420,172.

Patented Jan. 28, 1890.

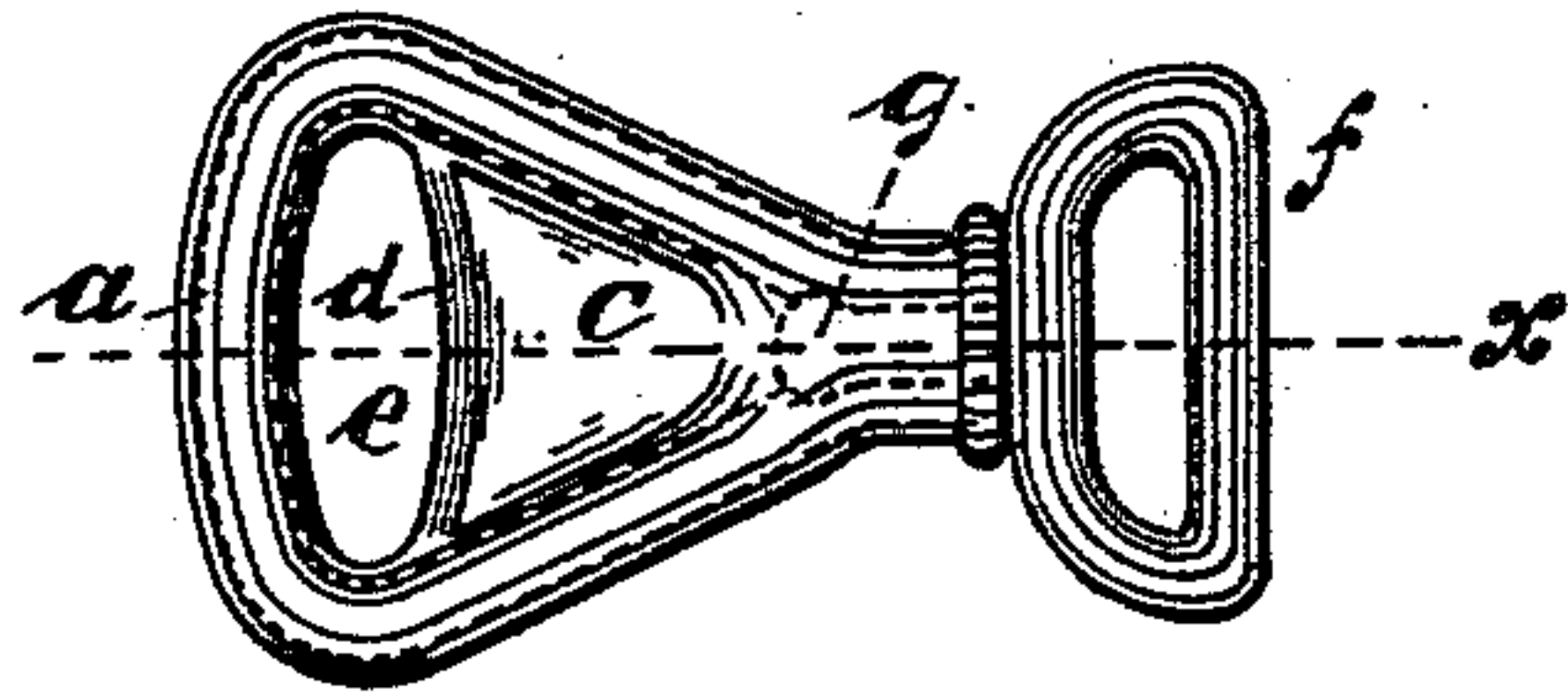


Fig. 1.




Fig. 2.

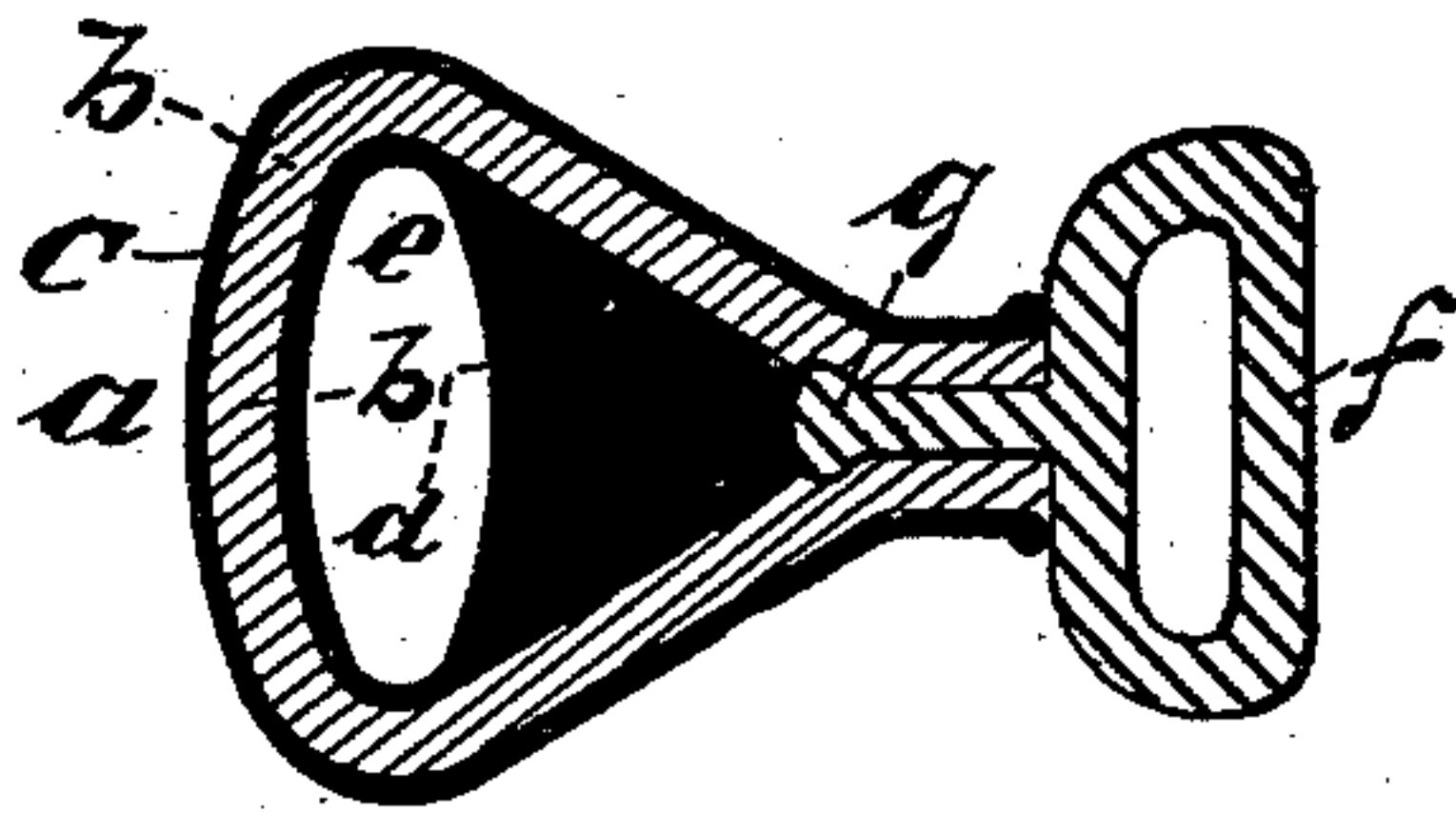


Fig. 3.

Witnesses:
Alfred Sartner
E. L. Shuman

Inventor.

George L. Smith,

By His Attorneys

W. A. H. C.

UNITED STATES PATENT OFFICE.

GEORGE L. SMITH, OF NEWARK, NEW JERSEY.

CHECKREIN-LOOP.

SPECIFICATION forming part of Letters Patent No. 420,172, dated January 28, 1890.

Application filed October 29, 1888. Serial No. 289,393. (No model.)

To all whom it may concern:

Be it known that I, GEORGE L. SMITH, a citizen of the United States, residing at Newark, in the county of Essex and State of New Jersey, have invented certain new and useful Improvements in Checkrein-Loops; and I do hereby declare the following to be a full, clear, and exact description of the invention, such as will enable others skilled in the art to which it appertains to make and use the same, reference being had to the accompanying drawings, and to letters of reference marked thereon, which form a part of this specification.

The object of my invention is to dispense with the use of a leather eye on the end of the loop which slips on the hook on the saddle and to provide one that is not liable to become unhooked from the saddle, and will also be simple and neat in construction and cheaper than the leather eyes in common use.

The invention consists in the improved loop and eye hereinafter described, and the combination and arrangement of parts, substantially as will be hereinafter set forth, and finally embodied in the clauses of the claim.

Referring to the accompanying drawings, in which like letters of reference indicate corresponding parts in each of the several figures, Figure 1 is a plan view of a checkrein-loop embodying my improvement. Fig. 2 is a section taken on line *x*, Fig. 1; and Fig. 3 is a central vertical section of the same.

In said drawings, *a* represents a loop formed of a metallic portion *b* and covered with a rubber casing or shield *c*, forming an eye *e* to hook over the checkrein-hook on the saddle. *d* is a web or stiffener in the rubber casing,

and forms a stiff yielding side of the eye *e*. *f* is a loop through which the checkrein passes, and the loops *a* and *f* are swiveled together, as at *g*.

In making my improved loop the two loop portions are first swiveled together in the ordinary manner. I then place the loop portion *a* in a mold and cast upon and around it a rubber covering, leaving an opening for the hook of the saddle, and one side of the opening is made of a thicker rubber, so as to form a stiff yielding web edge or side to said opening and serve to keep the loop in position on the hook, and at the same time permit of its ready removal from the hook when desired.

I do not intend to limit myself to the use of rubber as a covering to form a loop and eye, as any other elastic and yielding material may be used.

I have shown the loops as swiveled together; but, if desired, they can be rigidly connected or cast in one piece.

Having thus described my invention, what I claim as new is—

In a checkrein-loop, the combination of metallic loop *b*, elastic covering *c*, elastic eye *e*, web *d*, and metallic loop *f*, connected to said loop *b*, as at *g*, substantially as described, and for the purposes set forth.

In testimony that I claim the foregoing I have hereunto set my hand this 27th day of October, 1888.

GEORGE L. SMITH.

Witnesses:

E. L. SHUMAN,
CHARLES H. PELL.