

(No Model.)

S. S. KIMBALL.
COIN WRAPPER.

No. 420,159.

Patented Jan. 28, 1890.

Fig. 1.

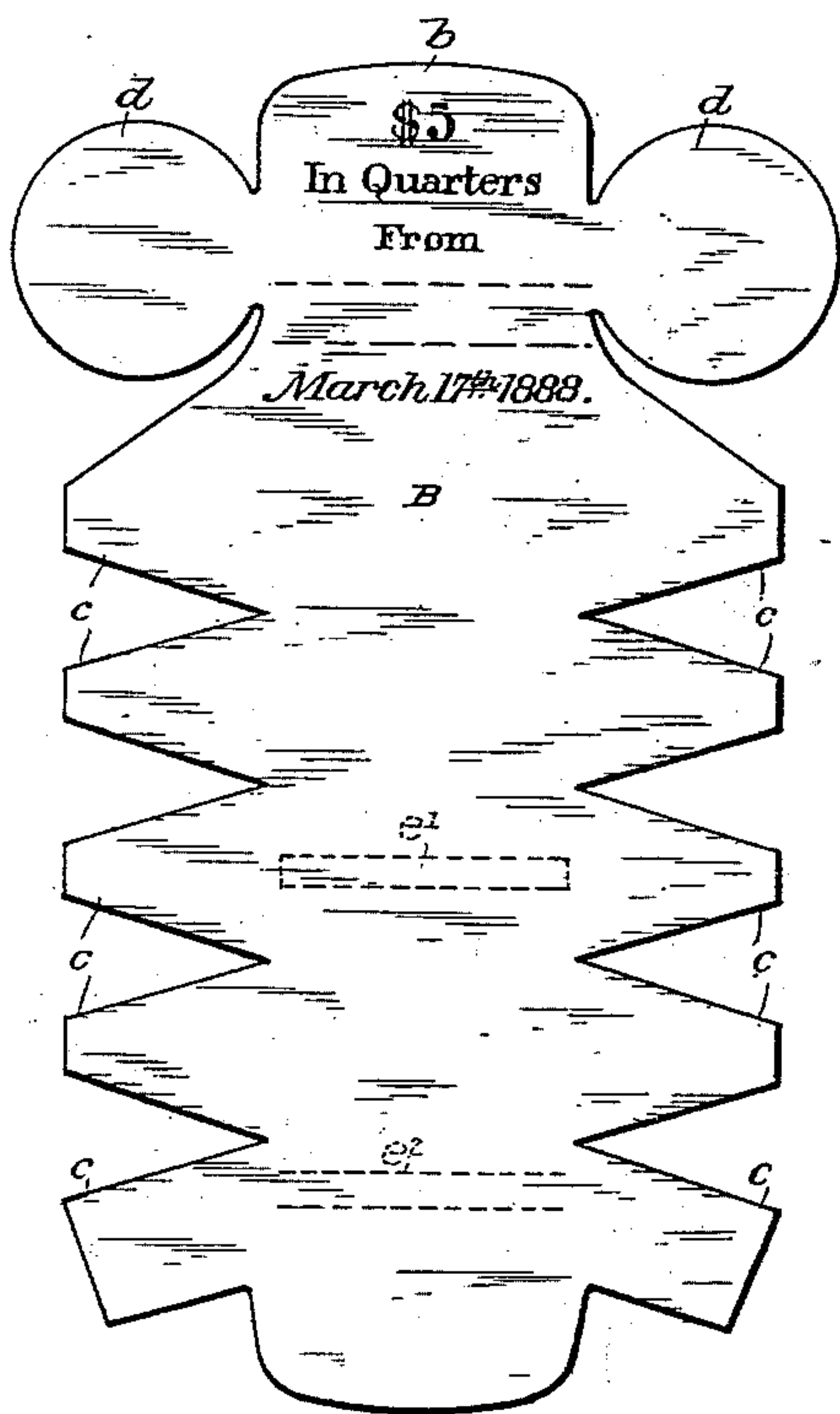


Fig. 2.

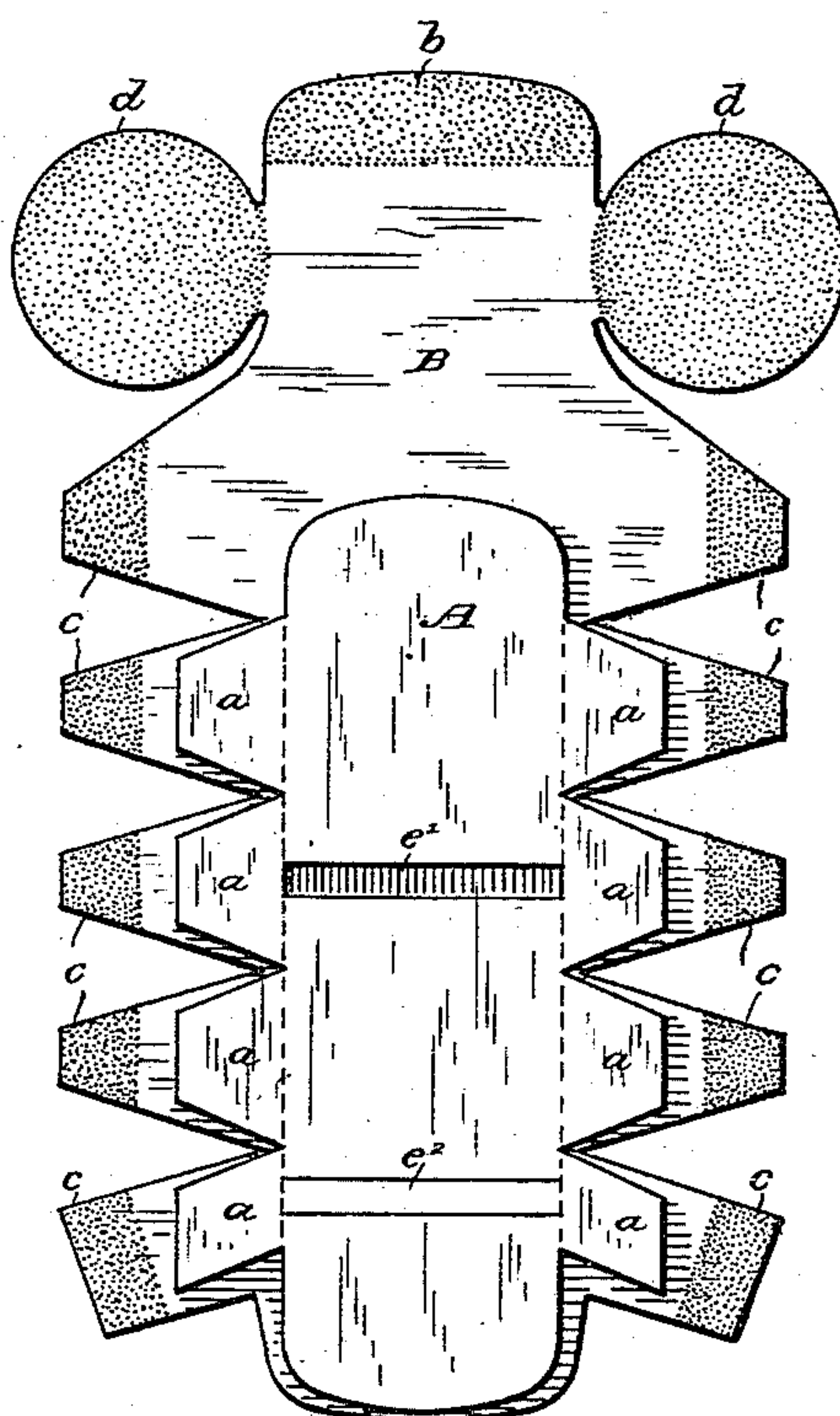


Fig. 3.

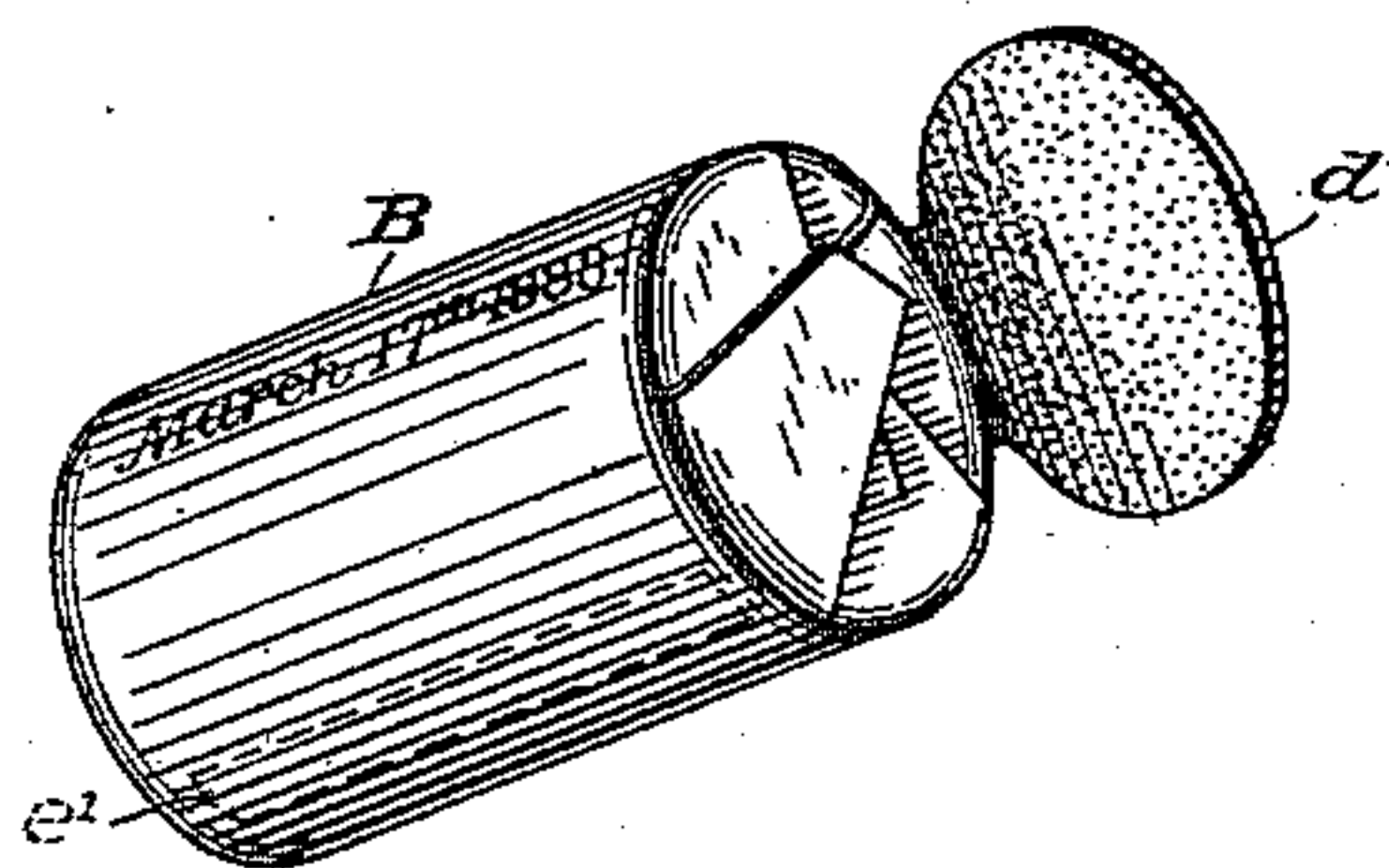
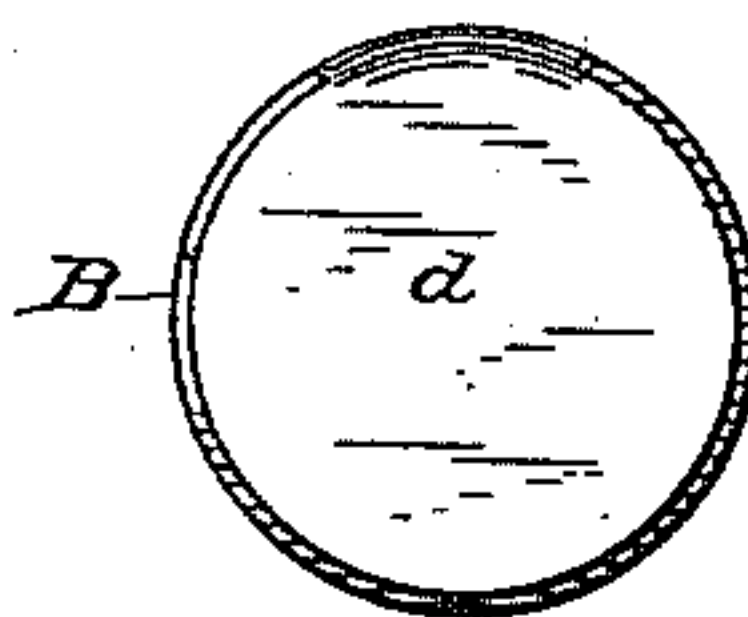


Fig. 4.



Witnesses
Jos. S. Latimer
A. H. Brown

Inventor
Samuel S. Kimball

By Soule and Co.,
His Attorneys

UNITED STATES PATENT OFFICE.

SAMUEL S. KIMBALL, OF BANGOR, MAINE.

COIN-WRAPPER.

SPECIFICATION forming part of Letters Patent No. 420,159, dated January 28, 1890.

Application filed July 19, 1889. Serial No. 280,354. (No model.)

To all whom it may concern:

Be it known that I, SAMUEL S. KIMBALL, of Bangor, in the county of Penobscot and State of Maine, have invented certain new and useful Improvements in Coin-Wrappers, of which the following is a specification.

The object of this invention is to provide a neat and inexpensive wrapper for holding a predetermined number of coins, and for permitting the inspection of the coins without unwrapping or destroying the package.

The invention is particularly applicable for mailing coins, and for the use of banks and other concerns which have occasion to pay out coins in bulk. Different sizes of the wrappers are provided for different denominations of coins and for the number of coins to be put up in each package.

The improved wrapper is illustrated in the accompanying drawings, in which—

Figure 1 is a plan view of the exterior of the wrapper when not in use. Fig. 2 is a plan view of the inside of the wrapper when not in use. Fig. 3 is a perspective view of the wrapper when wrapped around a number of coins. Fig. 4 is an end view of the package.

The wrapper is composed of an inner lining A and an outer covering B. The inner lining is of a thick and stout material—such as heavy paper or thin sheet metal—and its extreme length is just equal to the periphery of the particular coins for which the wrapper is designed, while its width is equal to the diameters of the coins. This lining has formed on each side a number of flaps or tongues *a a*, which, when the lining is wrapped around the coins, are bent down upon the faces of the two outside coins of the package. In making up a package of coins these flaps or tongues should be bent up either a part or a whole of the way on their bending lines, and their angles, with the body of the lining, constitute a measure for determining the proper number of coins for the package. The outer covering B, which is of paper, is permanently secured by gumming, or otherwise, to the body of the lining; but it is not attached to the lining flaps or tongues. The covering is considerably longer than the lining, so that a part of it will lap over and constitute a gum-

ming-flap *b*, paste or gum being applied to the flap, as indicated in Fig. 1. On each side the covering is formed with a series of independent flaps or tongues *c* of a triangular shape, somewhat longer than the flaps *a*, but shorter than the diameter of a coin. Each of these flaps is gummed on its inner face, and when the wrapper has been wound around the coins these are gummed down in order upon the flaps *a* and upon each other. The overlapping end flap *b* of the cover has on opposite sides a circular gummed flap *d* of a diameter corresponding with that of the coins, and these are folded down last and pasted upon the flaps *c c*, thus giving a neat appearance to the completed package.

Appropriate printed matter can be and preferably is placed upon the exterior of the package to indicate the value and denomination of the coins, the name of the concern which put up the coins in the package, and the date.

To permit the inspection of the coins without undoing the package or destroying the wrapper, in order to ascertain that no smaller coin has accidentally or intentionally been put in the package, it is only necessary to enable the edges of the coins to be seen. To this end, one or more inspecting-slits are formed in the body of the lining and covering. Preferably these slits *e' e²* are cut through only the inner lining A, and the outer covering B is marked so as to indicate the position of the slits. The slits *e' e²* may be slots cut entirely out of the lining, as shown at *e'*, or they may be parallel cuts in the lining across the body, inclosing a narrow strip, as shown at *e²*, which may be torn out if it is desired to examine the coins.

I am aware of the patent granted to Dundas Dick, March 11, 1884, No. 294,858, for a paper wrapper for bottles and the like, and do not claim anything shown therein.

I claim as my invention—

1. A coin-wrapper composed of an inner stiff lining of a length equal to the periphery of the coins and of a width equal to the diameter of the coins, said lining having folding flaps on its edges, in combination with an outer covering greater in length than said lining, said covering being secured to said lin-

ing, but not to its folding flaps, and said covering having folding gumming-flaps, substantially as set forth.

2. A coin-wrapper composed of an inner
5 stiff lining A of a length equal to the periphery of the coins and of a width equal to the diameter of the coins, said lining having folding flaps *a a* on its edges, in combination with
10 an outer covering B of a length greater than that of the lining, said covering being secured to said lining, but not to said folding flaps *a a*,

and said covering having side-folding gumming-flaps *c c* and end-folding gumming-flaps *b d*, said side flaps *c c* being longer than the flaps *a a*, substantially as set forth. 15

In witness whereof I have hereunto signed my name in the presence of two subscribing witnesses.

SAMUEL S. KIMBALL.

Witnesses:

JOHN S. KIMBALL,

MELVIN W. WISWELL.