

(No Model.)

H. P. KOHLMYER.
STOVE PIPE FASTENER.

No. 420,076.

Patented Jan. 28, 1890.

Fig. 1.




Fig. 3.

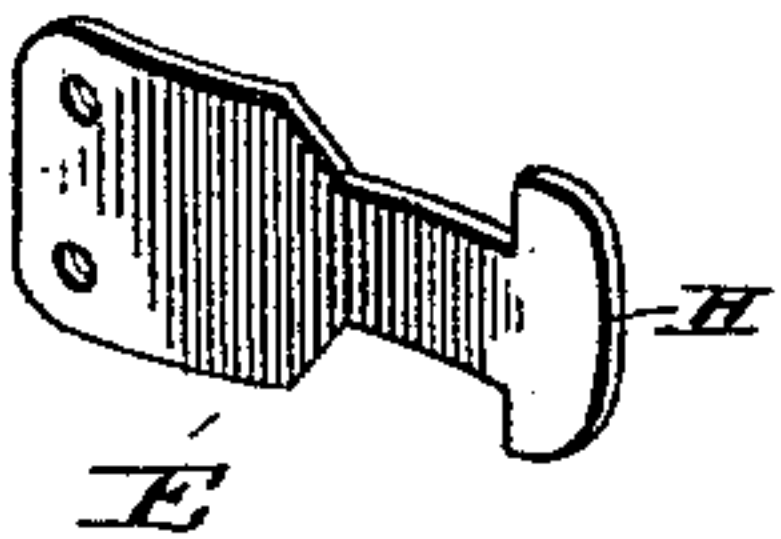


Fig. 4.

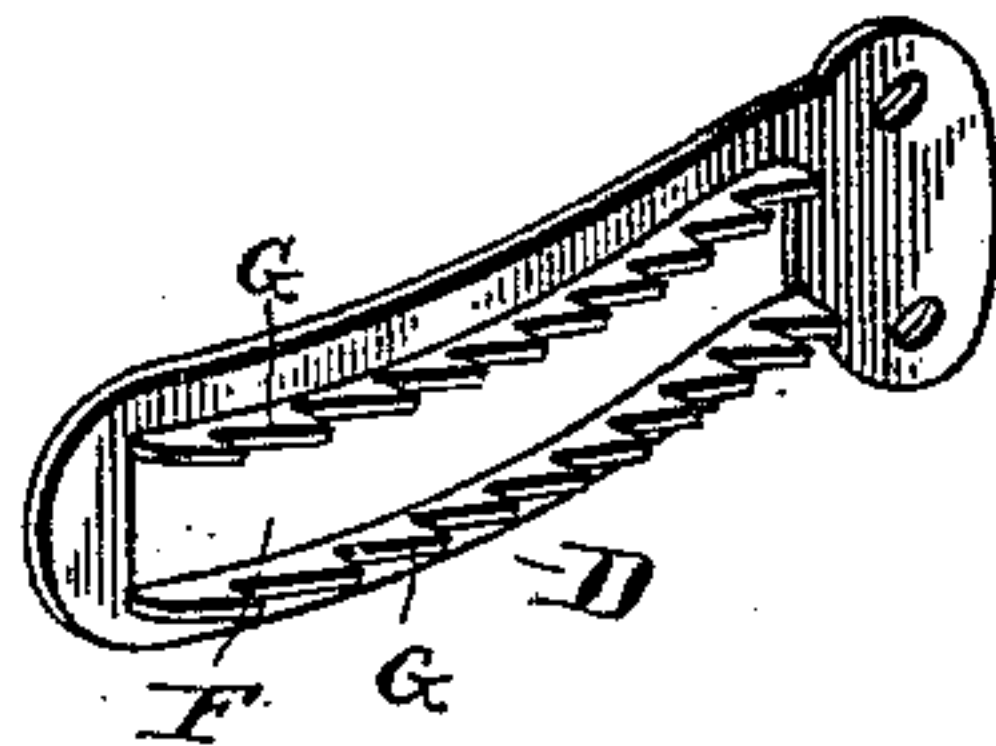
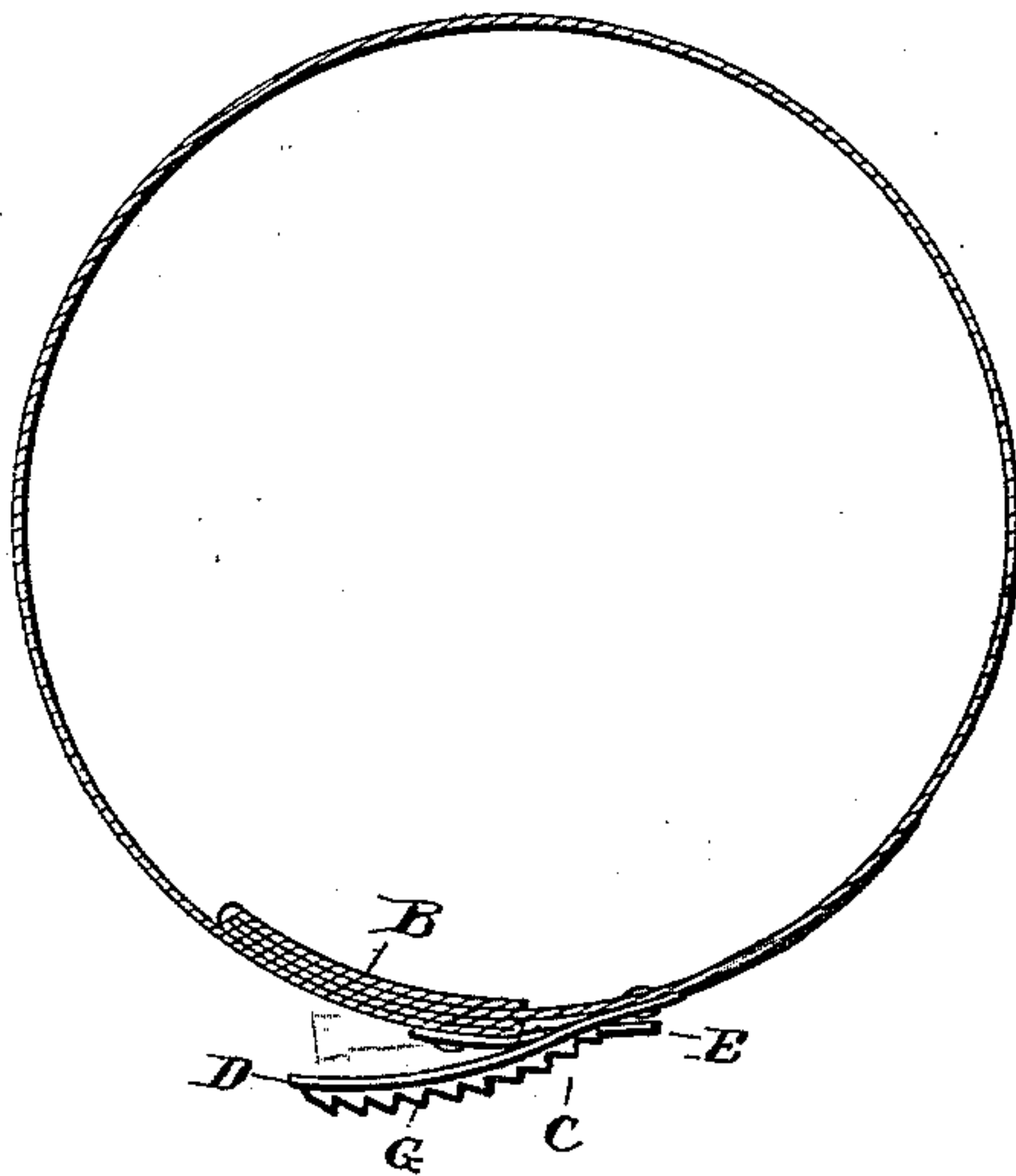


Fig. 2.



Witnesses

E. A. Murdeman,
R. B. Bishop.

Inventor

By his Attorneys, *Henry P. Kohlmyer*

Chas. Snow & Co.

UNITED STATES PATENT OFFICE.

HENRY P. KOHLMYER, OF NORWALK, OHIO.

STOVE-PIPE FASTENER.

SPECIFICATION forming part of Letters Patent No. 420,076, dated January 28, 1890.

Application filed September 28, 1889. Serial No. 325,398. (No model.)

To all whom it may concern:

Be it known that I, HENRY P. KOHLMYER, a citizen of the United States, residing at Norwalk, in the county of Huron and State of Ohio, have invented a new and useful Stove-Pipe Fastener, of which the following is a specification.

My invention relates to improvements in stove-pipe fasteners; and it consists in certain novel features, hereinafter described and claimed.

The object of my invention is to provide a stove-pipe which can be easily fitted to stove-holes of different diameters, and in which the smoke cannot escape through the seam of the pipe.

In the accompanying drawings, Figure 1 is a side view of a section of a stove-pipe, showing my improved fastener applied thereto. Fig. 2 is a transverse section of the same, and Figs. 3 and 4 are detail perspective views of the members of the fastening.

The stove-pipe section is formed from a sheet-metal plate having its edges brought together, so as to give it a substantially cylindrical form, and the edges are pivoted together at one end, as shown at A. Near one edge of the sheet-metal plate I secure a guard-plate B, or, as shown, the same may be integral with the said pipe, which plate extends beyond the other edge of the plate, so as to make the joint smoke-tight. The ends opposite the pivot are connected by the adjustable fastening C, which consists of the two members D E, which interlock with each other and are secured to the opposite portions of the joint, as shown, and as will be readily understood. The member D consists of a plate secured to the stove-pipe and provided with a central longitudinal slot F and ratchet-teeth G along the edges of the slot. The member E consists of a plate provided with a T-head H, which engages the ratchet-teeth G of the member D. The member E

has its T-head inserted through the slot of the member D, and it is then secured to the stove-pipe.

From the foregoing description, taken in connection with the accompanying drawings, it will be seen that I have provided a very simple and efficient stove-pipe, which can be manufactured at a slight cost, and which can be readily applied to stove-holes of various diameters with very little labor.

The members of the fasteners by interlocking, as shown and described, effectually prevent the spreading of the stove-pipe, while the guard-plate on the inner side of the pipe positively prevents the escape of smoke.

Having thus described my invention, what I claim, and desire to secure by Letters Patent, is—

The combination, with the stove-pipe section, the edges of which are pivoted at one end, and one of the meeting edges of which is inwardly bent upon itself to form a longitudinally-disposed guard-plate, and the opposite meeting edge inserted into said plate, of the opposite members D and E, each secured to one edge of the section and at the opposite end to which is located the pivot, the member D having its outer end secured to the pipe and longitudinally slotted toward its free end, the edges of the slot being bent at a right angle and toothed, and the opposite member secured at its outer end to the pipe-section and terminating at its opposite end in a T-head inserted through the slot and engaging the teeth of the flange, substantially as specified.

In testimony that I claim the foregoing as my own I have hereto affixed my signature in presence of two witnesses.

HENRY P. KOHLMYER.

Witnesses:

FERDINAND KLEE,
S. K. MANN.