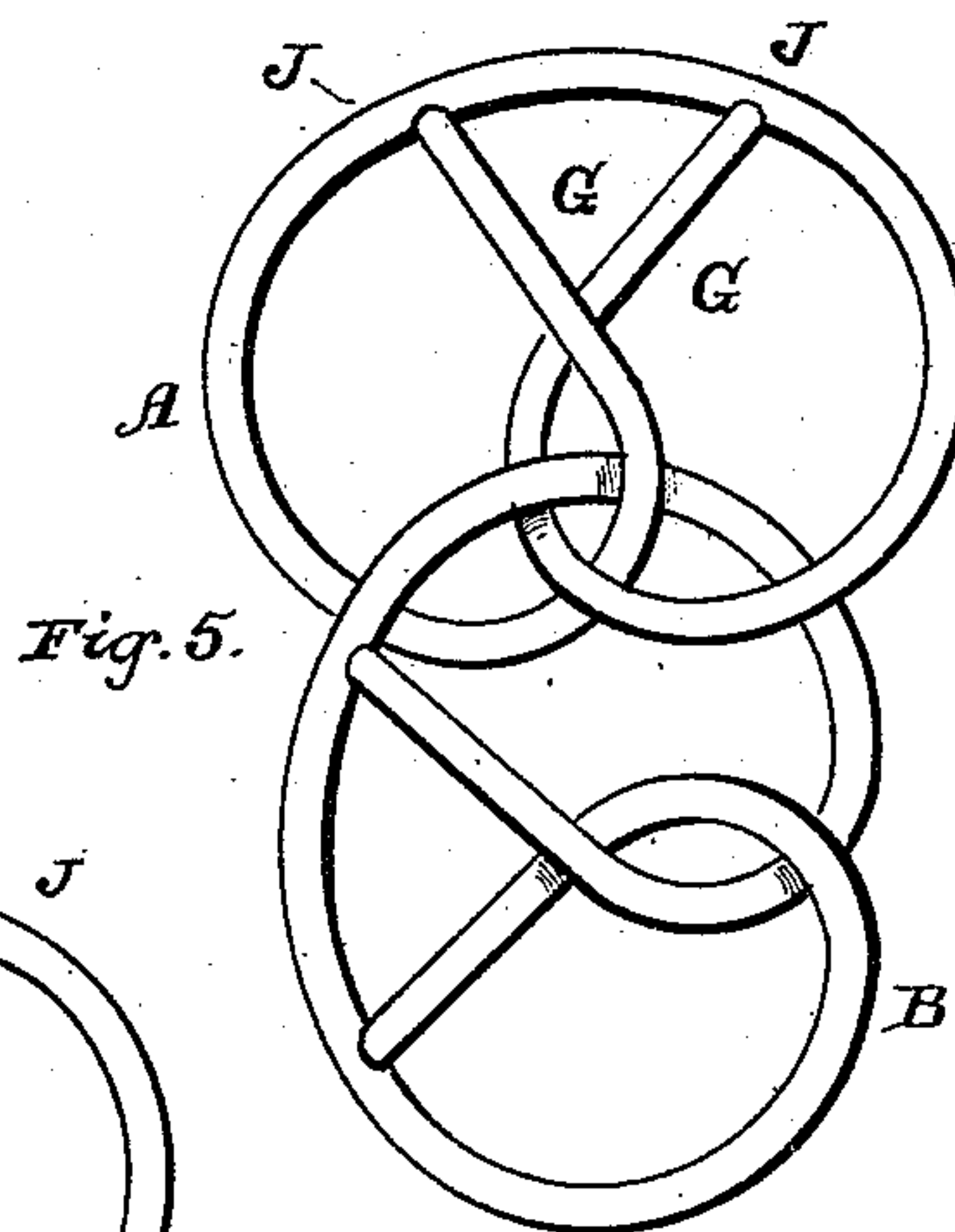
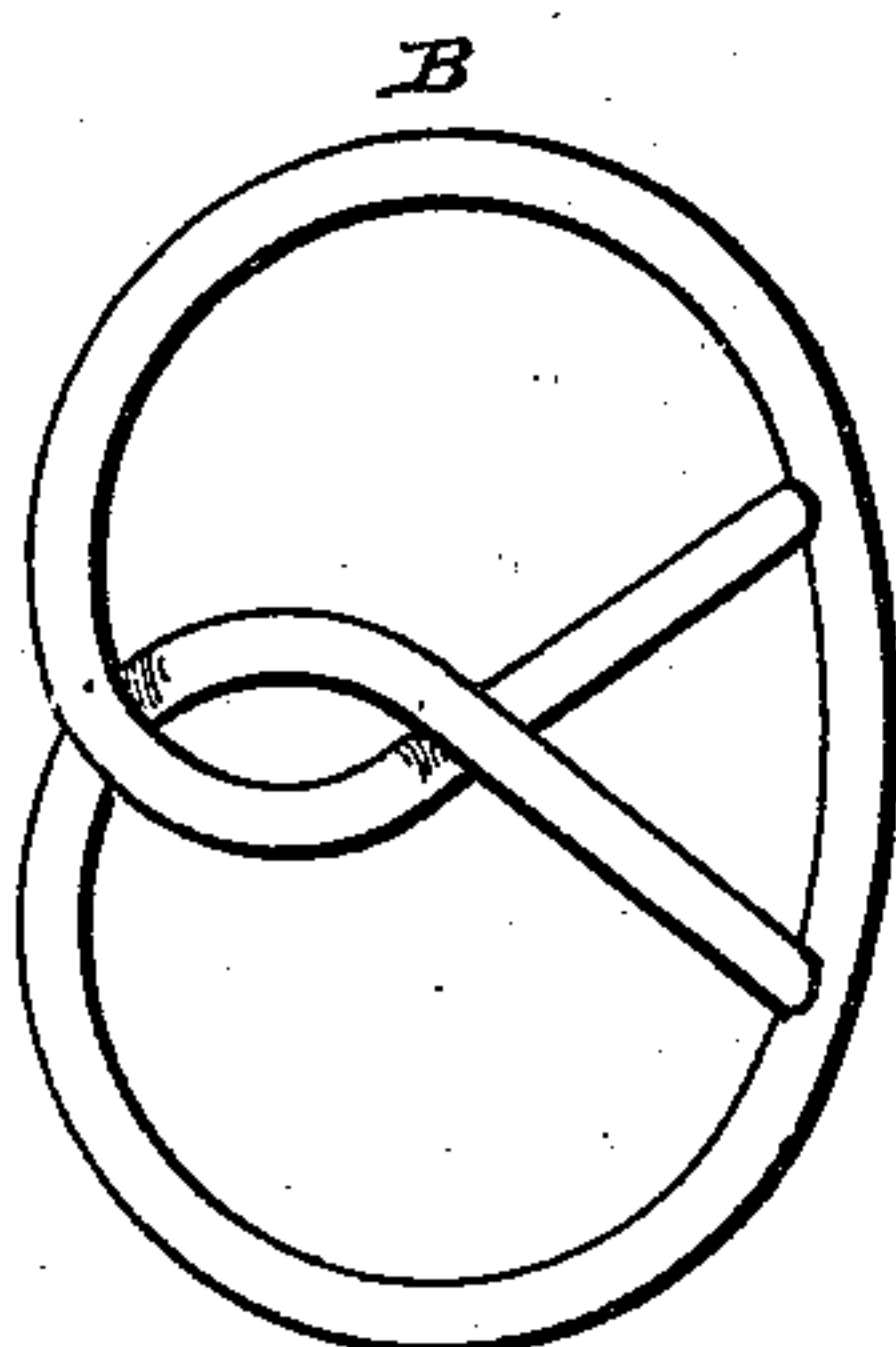
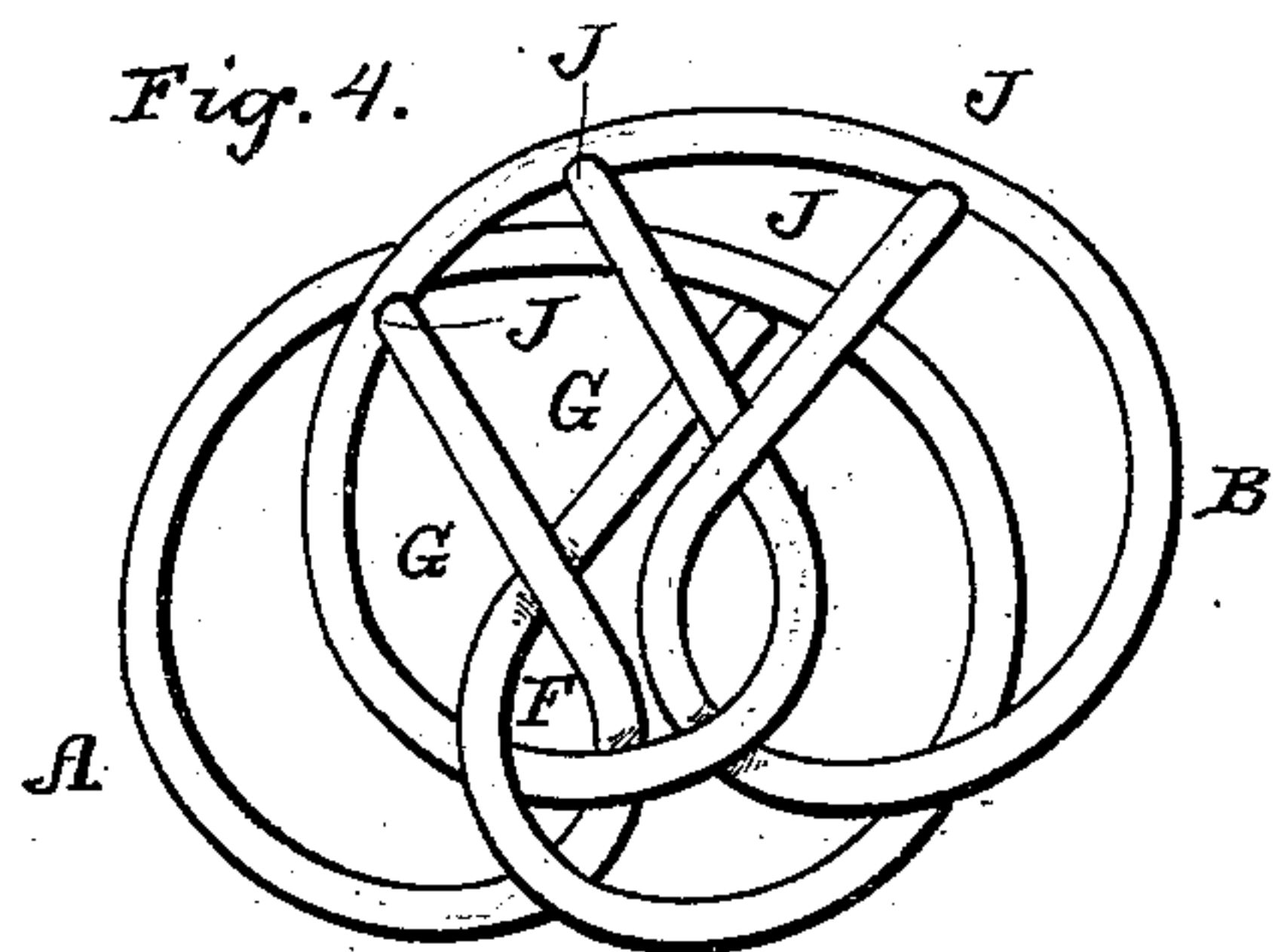
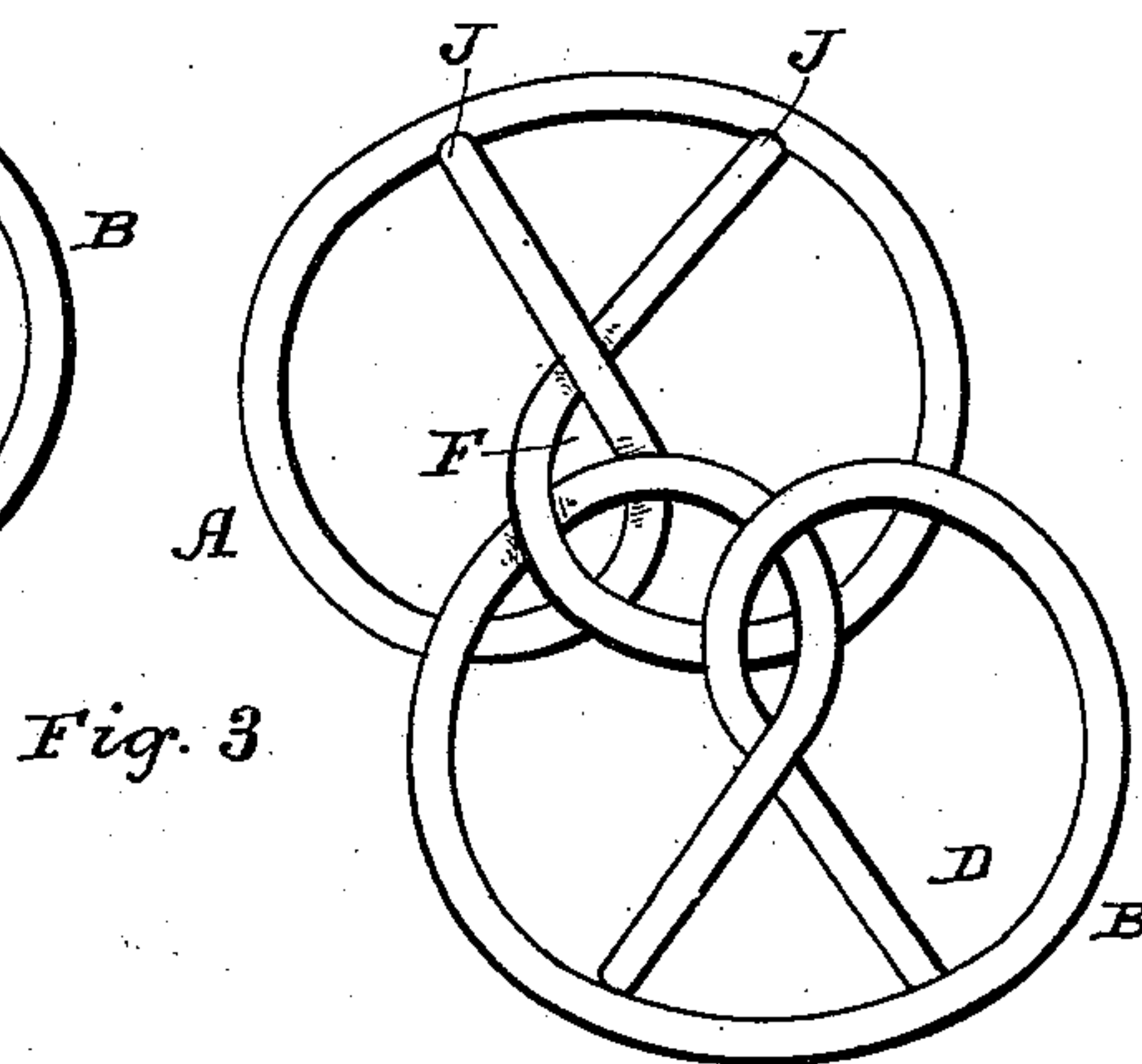

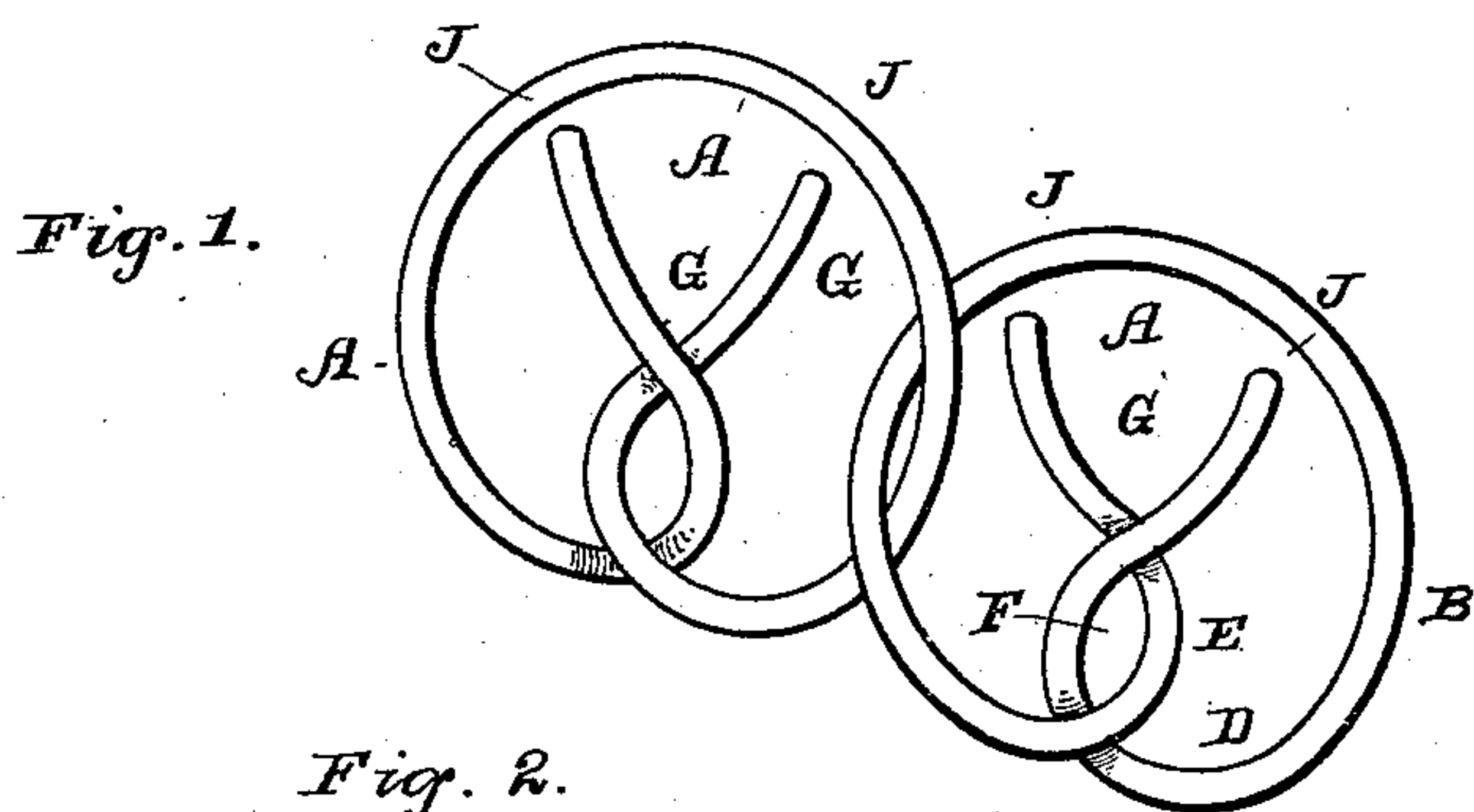


(No Model.)

H. W. SOUDERS.
PUZZLE.

No. 419,373.

Patented Jan. 14, 1890.



WITNESSES:
L. Douville,
A. P. Jennings.

INVENTOR:
Henry W. Souder
BY *John A. Diderichsen.*
ATTORNEY:.

UNITED STATES PATENT OFFICE.

HENRY W. SOUDERS, OF LEBANON, PENNSYLVANIA.

PUZZLE.

SPECIFICATION forming part of Letters Patent No. 419,373, dated January 14, 1890.

Application filed July 26, 1889. Serial No. 318,799. (No model.)

To all whom it may concern:

Be it known that I, HENRY W. SOUDERS, a citizen of the United States, residing in the city of Lebanon, in the county of Lebanon and State of Pennsylvania, have invented an Improvement in Puzzles, of which the following is a specification.

My invention consists in a puzzle formed in two parts, each constructed of a bow or loop with a twist extending inwardly from said bow or loop, and limbs formed by the ends of the loop projecting toward the adjacent side thereof and separated therefrom, whereby by proper manipulation the two loops may be disconnected and afterward reconnected, thus producing an interesting and amusing toy.

Figure 1 represents a perspective view of a puzzle embodying my invention. Figs. 2, 3, 4, 5, and 6 represent different positions of the parts of the puzzle.

Similar letters of reference indicate corresponding parts throughout the different views.

In the drawings, A and B designate the parts of the puzzle, consisting of two loop-shaped pieces C D, each having a twist E, with a space F between the twisted portions, and limbs or ends G, which flare and approach the part H of the pieces C D and are separated therefrom, forming passages J between said parts G H.

The operation is as follows: The parts are primarily in position shown in Fig. 1. Now invert, say, the right-hand part B to the position in Fig. 2 and push the left side of said part B into the space F of the part A. The part B is then reinverted and assumes the position shown in Fig. 4. The top of the loop of the part B is now moved behind the two limbs G of the part A through the passages J. This leaves the left side of the loop D in the space F of the twist of the part A. Next

push up the part B behind the left limb G of the part A, whereby said part B clears said limb G, thus entirely disconnecting the two parts A and B.

It is evident that by manipulating the two parts in comparatively reversed order to the above they may be again connected and restored to their normal condition—that is to say, pass the loop C behind the limb of the part A and insert it in the space F, then overturn the part B to the left. Push the loop D through the passages J and continue the overturning of the part B and pull the loop D down through the space F, when the part B occupies a position the same as in Fig. 3. Then invert the part B, when it is restored to its normal condition, as in Fig. 1.

The parts of the puzzle are preferably formed of wire.

Having thus described my invention, what I claim as new, and desire to secure by Letters Patent, is—

1. A puzzle consisting of two parts, each of which consists of a continuous piece of material having a loop with interior twisted portions with a passage or opening between the same, the ends diverging and extending toward the loop, so as to form passages between the said ends and the loop, said parts being combined substantially as described.

2. A puzzle consisting of two parts A and B, each of said parts having a loop with twisted portions E, having the space F between them, and the flaring or diverging ends G, forming the passages J between them and the curve, said parts being combined substantially as described.

HENRY W. SOUDERS.

Witnesses:

A. S. LIGHT,
TOBIAS REINOEHL.