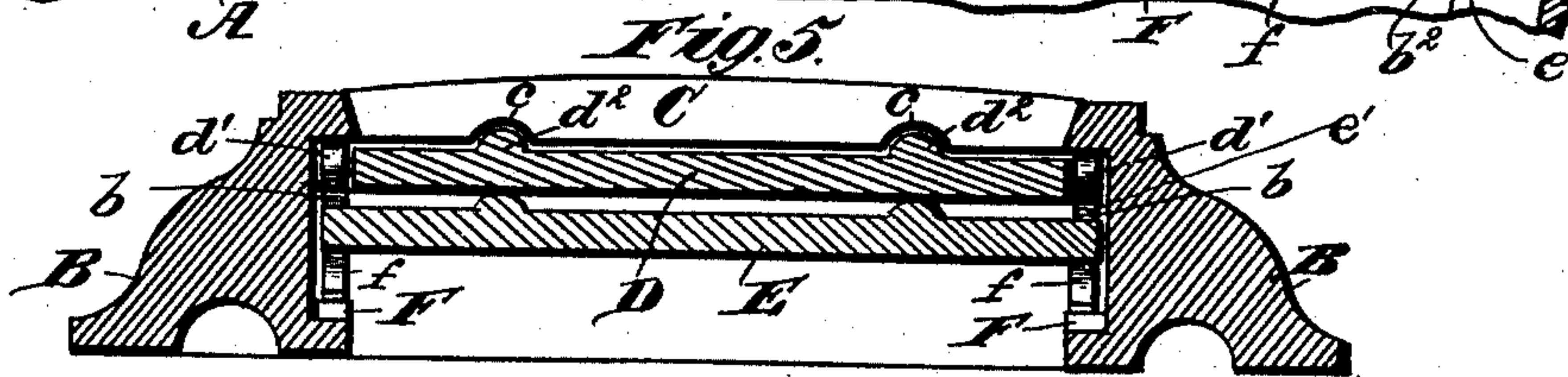

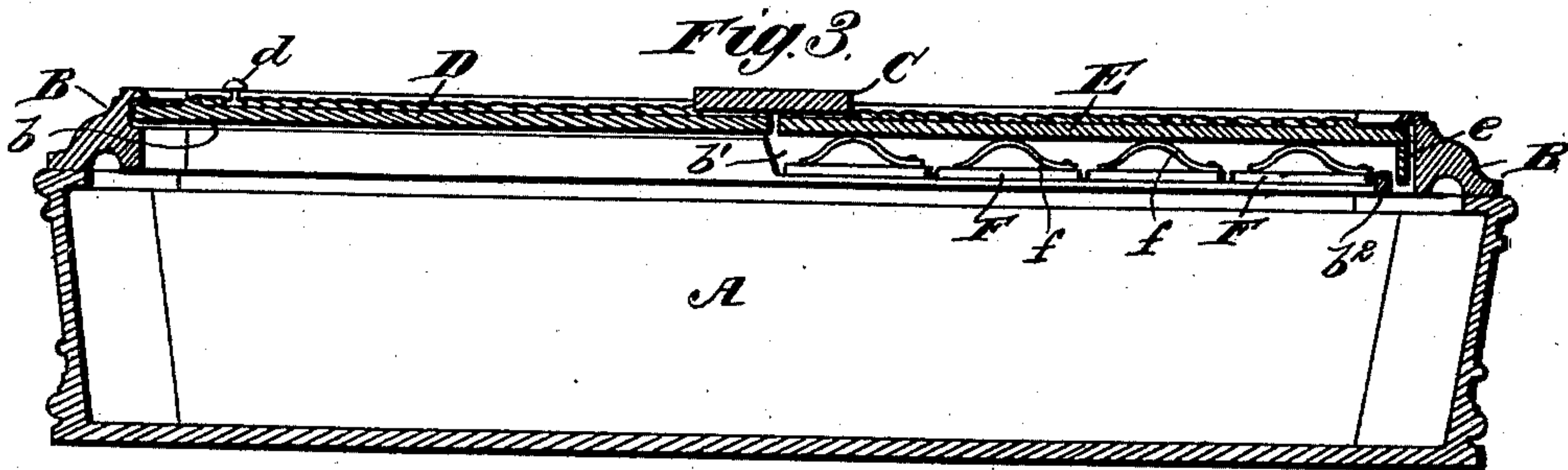
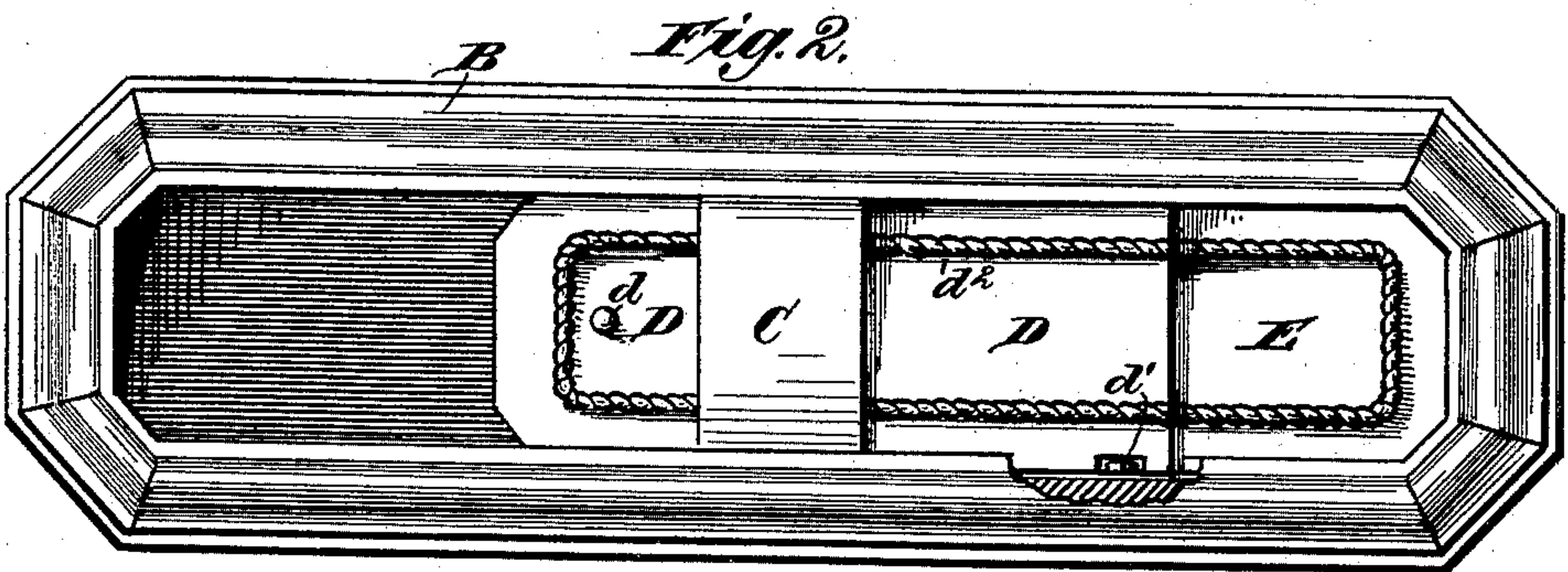
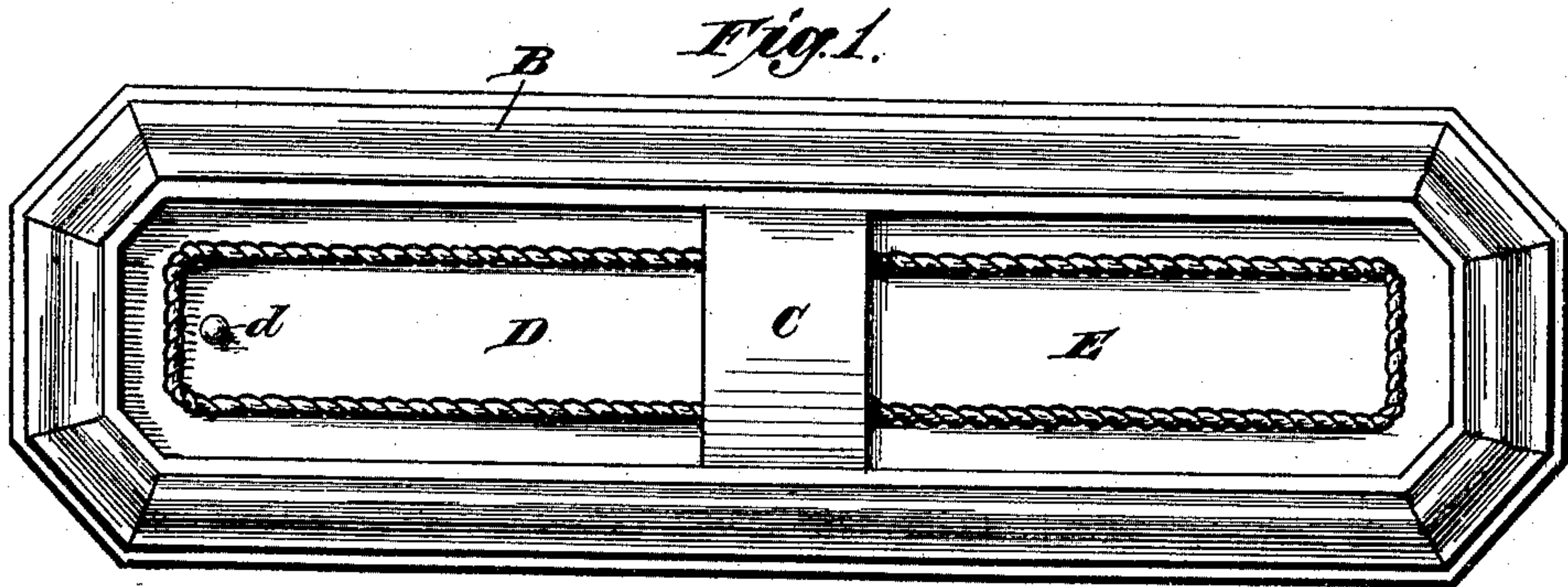


(No Model.)

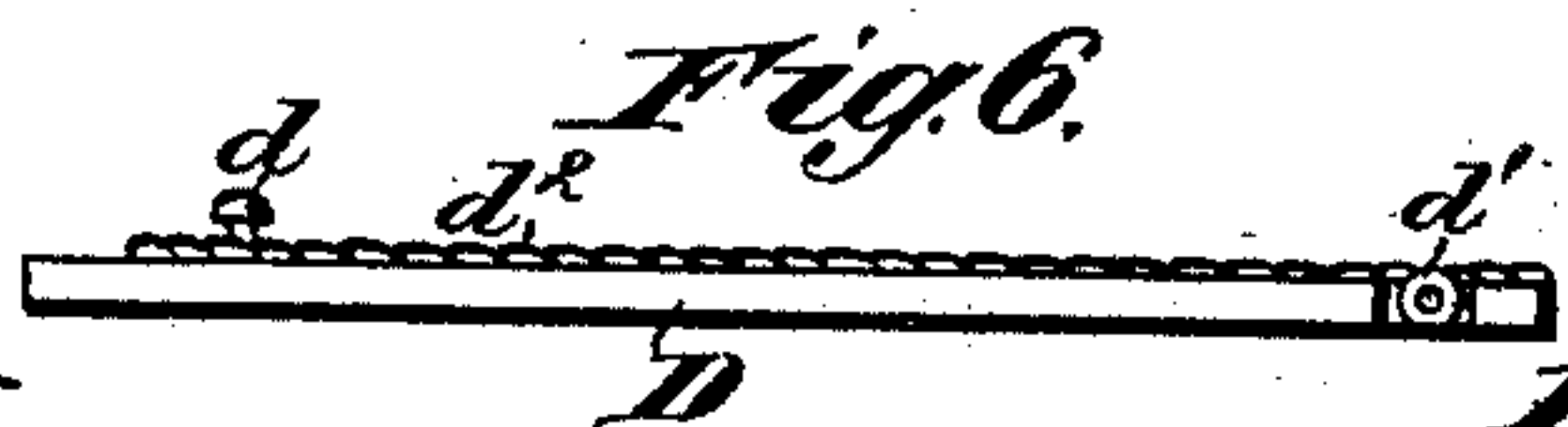
C. E. RICHARDS.
BURIAL CASKET.

No. 418,473.

Patented Dec. 31, 1889.



Witnesses:
Wm. H. Erust
Wm. H. Erust



Inventor:
Chas. E. Richards
By *William R. Baird*
Atty.

UNITED STATES PATENT OFFICE.

CHARLES E. RICHARDS, OF BROOKLYN, NEW YORK.

BURIAL-CASKET.

SPECIFICATION forming part of Letters Patent No. 418,473, dated December 31, 1889.

Application filed October 24, 1889. Serial No. 328,000. (No model.)

To all whom it may concern:

Be it known that I, CHARLES E. RICHARDS, a citizen of the United States, residing at Brooklyn, Kings county, New York, have invented certain new and useful Improvements in Burial-Casket Lids; and I do declare the following to be a full, clear, and exact description of the invention, such as will enable others skilled in the art to which it appertains to make and use the same, reference being had to the accompanying drawings, and to the letters and figures marked thereon, which form part of this specification.

My invention relates to that class of burial-casket lids in which the top is composed of two panels, one of which slides over or under the other. Two great objections exist to this class of casket-lids which it is my purpose to overcome. One of them is that heretofore moldings could not be used to ornament the tops of such panels, because they would become speedily worn and rubbed, and the other is that two such panels cannot be made to lie in the same plane when the casket is closed without the use of expensive ways or bearings.

The novelty of my invention consists, briefly, in providing the lid of a casket with a permanent foot-panel resting upon springs inserted in a groove in the lid and which are vertically compressible, and in sliding a movable head-panel over the foot-panel when so depressed.

In the drawings, Figure 1 is a top plan view of the burial-casket lid, showing the same closed. Fig. 2 is a similar view showing the head-panel moved forward to disclose the interior of the casket, and with parts cut away to show the bearing-wheel of the same. Fig. 3 is a longitudinal central section of the closed lid, and Fig. 4 is a similar section of the same open. Fig. 5 is a transverse vertical section through the central panel or transom when the lid is partly open, and Fig. 6 is a side elevation of the sliding panel.

A represents a burial-casket of usual form, and B is the lid of the same, having a groove *b* cut its entire length to receive the foot and head panels, and the same being made deeper at *b'* to receive the blocks F and springs *f*,

upon which the foot-panel E rests. It is also provided with a transverse strip *b*², suitably secured across its width and in front of the cleat *e*, secured to the foot-section to prevent any longitudinal displacement of the same. 55

The top of the lid is composed of three panels: central panel or transom C, made permanent and designed principally to receive the name-plate, and which is elevated above the level of the other panels; the sliding head-panel D, provided with the knob *d*, by means of which it is moved and which serves as a stop against the edge of the transom C, and the foot-panel E, which rests upon the springs *f* and may be depressed thereon. The foot-panel is provided with the cleat *e* above mentioned. The sliding head-panel has near its front end one or more friction-wheels *d'*, inserted in its outer edge to roll over the top of the outer edge of the foot-panel. When I desire to ornament the panels with a raised molding, I cut away slots, as *c*, in the under side of the transom C, to permit of its passage without rubbing, and in such case, as the foot-panel would likewise be so ornamented, for the sake of symmetry I place small longitudinal strips, as *e'*, on the top of the outer edge of the foot-panel, so that the wheel *d'* may run on the same and the molding on the foot-panel kept out of contact with the under side of the head-panel. I can also accomplish the same purpose by increasing the diameter of the wheel *d'*. It is obvious, also, that I may use coiled springs instead of bent ones, or that I may place small blocks in the groove *b* under the head-panel instead of using one long strip. 85

The method of using my device hardly requires explanation. The lid being closed, the operator presses the foot-panel down with one hand and with the other takes hold of the knob *d* and moves the head-panel forward. When the head-panel is moved back into place, the springs *f* force the foot-panel up to the top of the groove *b* and the two panels are upon the same level. 95

Having described my invention, what I claim as new is—

1. A burial-casket lid having two panels supported in grooves therein, one a fixed foot-panel resting upon springs and capable of 100

being depressed thereon, and the other a sliding head-panel adapted to slide over the said foot-panel when so depressed.

2. In a burial-casket lid, the combination
5 of a fixed foot-panel capable of being depressed, with a sliding head-panel adapted to slide over said foot-panel when so depressed.

3. The combination, with the grooved lid B,
10 of the foot-panel E, resting upon springs, the head-panel D, provided with friction-wheels d' and ornamental moldings d^2 , and the transom C, grooved to admit of the passage of the moldings d^2 .

4. The combination, with the grooved lid

and sliding head-panel, of the foot-panel E, 15
resting upon springs and provided with the strips e' and ornamental top moldings.

5. The combination, with the grooved lid B,
provided with the transverse strip b^2 , of the
foot-panel E, resting upon springs f and pro- 20
vided with a retaining-cleat e .

In testimony whereof I affix my signature in
presence of two witnesses.

CHAS. E. RICHARDS.

Witnesses:

JOHN H. MOWEN,
J. R. ADAMSON.