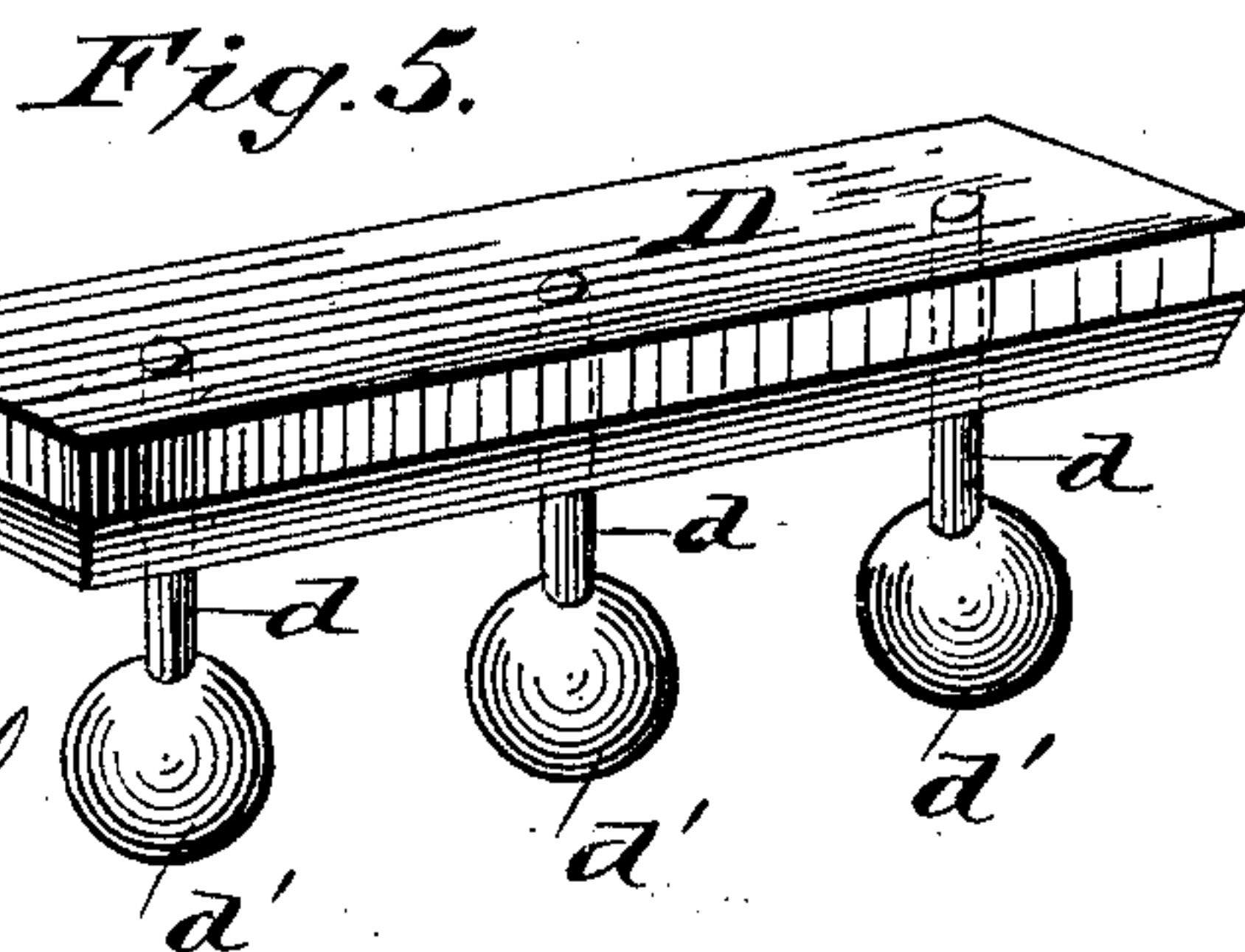
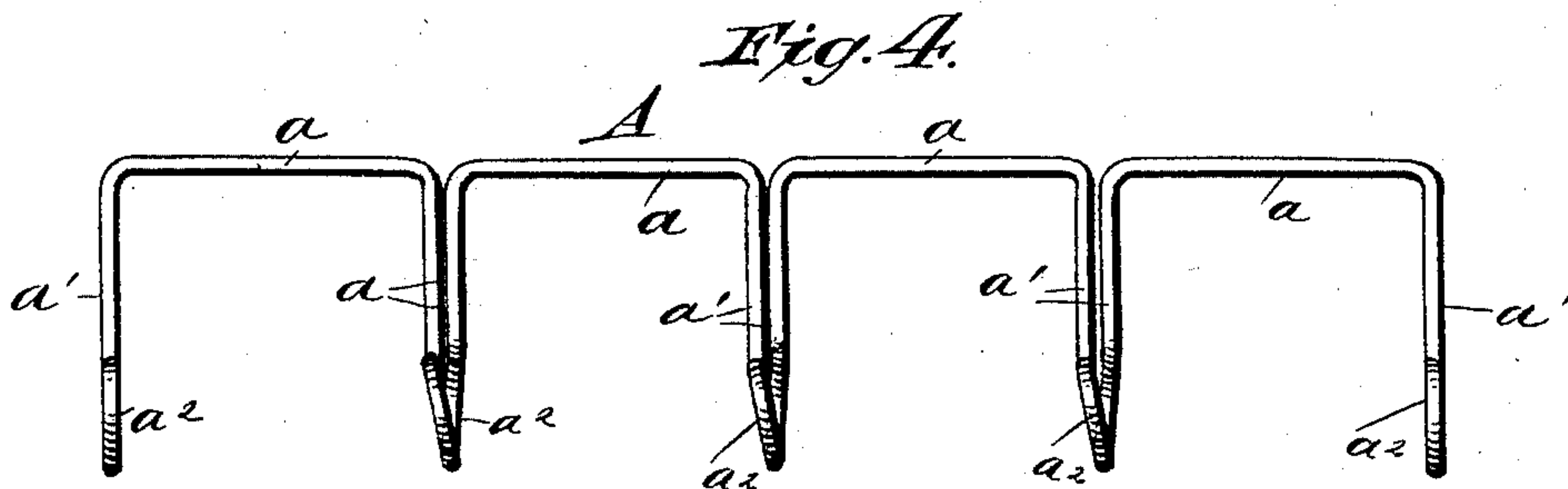
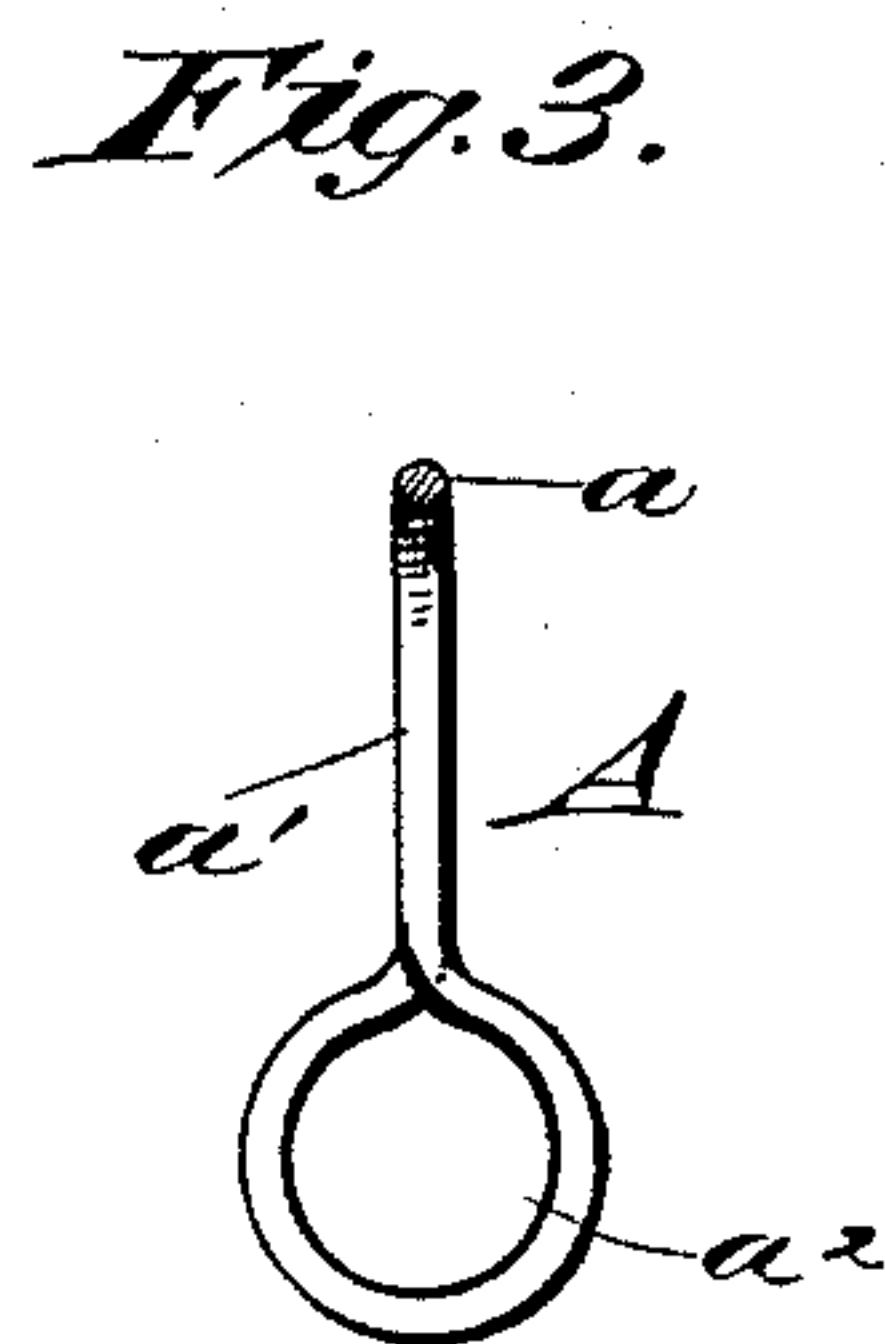
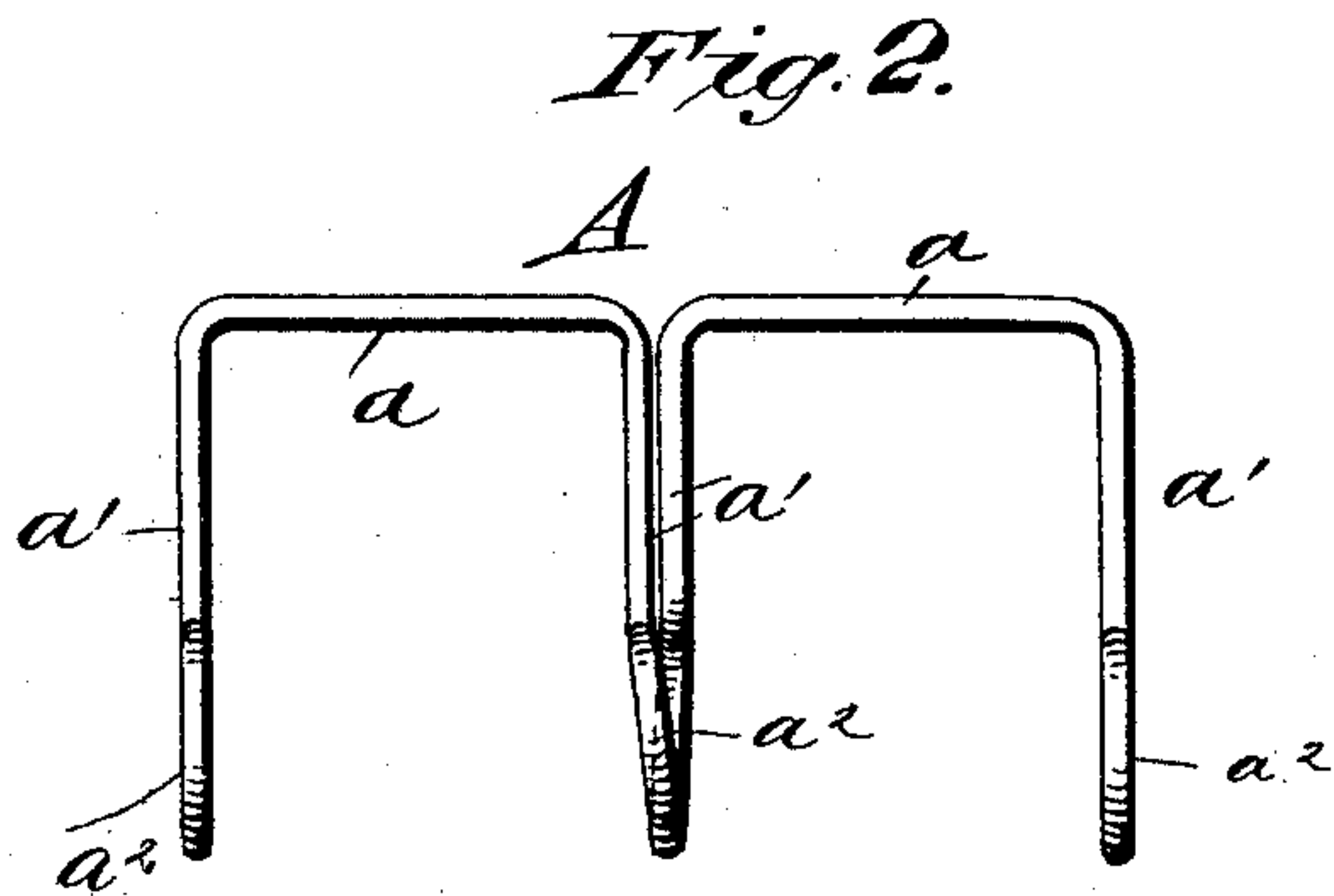
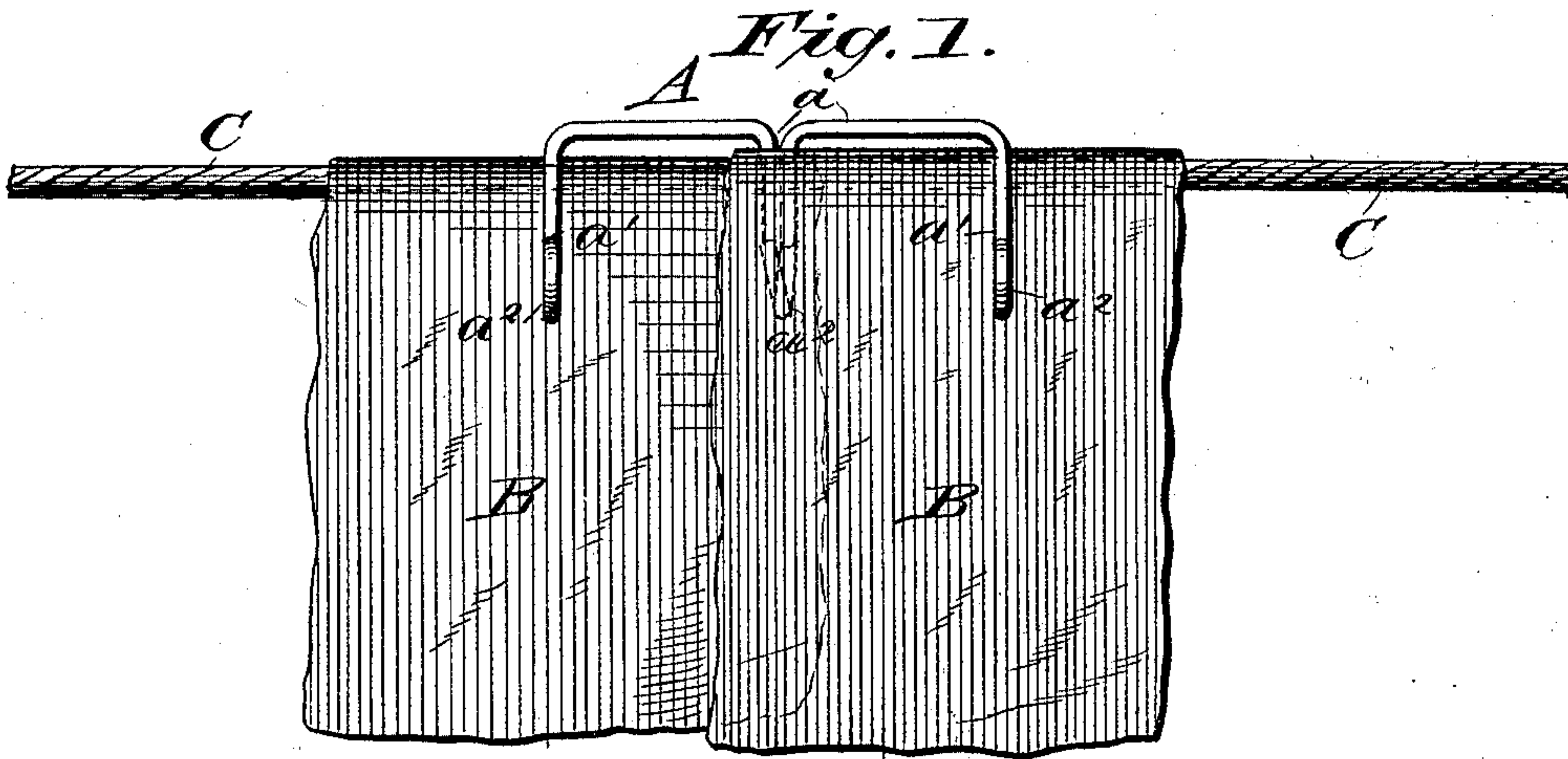


(No Model.)

E. M. WATSON.
CLOTHES PIN.

No. 418,429.

Patented Dec. 31, 1889.



WITNESSES:

Phil. C. Dietrich.

Co. Sedgwick

INVENTOR

E. M. Watson

BY

Munn & Co.

ATTORNEY

UNITED STATES PATENT OFFICE.

EDWARD M. WATSON, OF JERSEY CITY, NEW JERSEY.

CLOTHES-PIN.

SPECIFICATION forming part of Letters Patent No. 418,429, dated December 31, 1889.

Application filed January 23, 1889. Serial No. 297,282. (No model.)

To all whom it may concern:

Be it known that I, EDWARD M. WATSON, of Jersey City, in the county of Hudson and State of New Jersey, have invented a new and Improved Clothes-Pin, of which the following is a full, clear, and exact description.

My invention has for its object to provide a simple, inexpensive, and efficient clothes-pin for fastening garments or fabrics upon a line for drying or airing them and without danger of tearing the fabrics by applying or removing the pins, or from being blown about by the wind after they are pinned to the line.

The invention consists in certain novel features of construction of the clothes-pin, as hereinafter described and claimed.

Reference is to be had to the accompanying drawings, forming a part of this specification, in which similar letters of reference indicate corresponding parts in all the figures.

Figure 1 is a side view of part of a clothes-line with portions of two garments or fabrics held thereto by my improved clothes-pin in illustration of its use. Fig. 2 is a side elevation of the clothes-pin in its preferred form. Fig. 3 is an end view thereof with its upper cross-bar in transverse section, and Figs. 4 and 5 show modified forms of the clothes-pin hereinafter referred to.

I will first particularly describe the clothes-pin with more special reference to Figs. 1, 2, and 3 of the drawings, which represent it in its preferred form and applied to use.

The clothes-pin A, as here shown, consists of a head-piece or cross-bar a , and three arms a' projecting therefrom at about right angles, and provided at their extremities with eyes or loops a^2 . The clothes-pin is thus formed by bending it from a single piece of metal wire, which may be galvanized either before or after forming the clothes-pin from it; or the pin may be formed from ordinary iron, steel, or brass wire, preferably having some inherent elasticity, and coated with any suitable non-corrosive varnish or lacquer, making it rust-proof.

In forming the clothes-pin of or from one piece of wire, I bend the wire near its end and about at right angles to produce one end arm a and one section or part of the head-piece or cross-bar a . Then I double the wire

upon itself to form the central arm a' , at the extremity of which the wire is opened to form the central eye a^2 . I then bend the wire along about in alignment with the first section of the head-piece to form its second section or complete it, and then I bend the wire outward again about in the plane of the first two arms to form the third or other end arm a' , and the eyes a^2 will then be produced by bending the extremities of the two outer arms, and the clothes-pin is complete. These bends of the wire may be quickly and cheaply effected by simple and more or less automatic machinery.

It will be noticed that the eyes a^2 , which form heads to the clothes-pin arms a' , and the arms also are arranged about in a right line parallel to the head-piece and that the eyes or heads project laterally from each side of a line drawn through the arms and head-piece.

In applying the clothes-pins A to garments or fabrics B B, hung on a line C, the fabrics will be lapped a little on each other in the usual manner, and one end arm a' of the clothes-pin will be placed next the fabric below the line, and the next or central arm a' of the pin will then be slipped over the line at the opposite face of the fabrics where they lap on each other, and the other end arm a' will then be slipped onto the fabric below the line at the same side as the first arm, whereby a zigzag or sinuous and very firm lock of the pin to the fabrics and line are assured. The clothes-pins may be very readily applied to the clothes on the line and be removed therefrom by any person of ordinary intelligence and without danger of tearing the fabrics, as the rounded outer parts of the eyes a^2 prevent this, and also prevent tearing of the hung clothes by the wind.

I am not restricted to the use of three arms on the clothes-pin, as four, five, or more arms a' , having eyes a^2 , may be produced by bending the wire, substantially as above described. Fig. 4 of the drawings shows a clothes-pin having five arms, each having an end loop. I may also make the clothes-pin with a wooden cross-bar or head-piece D, in which are fixed pins d , forming arms which range about in a right line parallel to the head-piece and are

provided with heads d' , which project laterally from each side of a line drawn through the arms and head-piece, this modified form of clothes-pin thus being in its essential novel features hereinafter generically claimed, the full equivalent of the preferred form of metallic clothes-pin hereinbefore described.

Having thus described my invention, I claim as new and desire to secure by Letters Patent—

10 1. A clothes-pin formed with a head-piece or cross-bar and three arms projecting therefrom in about a right line, and provided at their extremities with enlargements or heads which project laterally from each side of a
15 line drawn through the arms and head-piece, substantially as herein set forth.

2. As an improved article of manufacture, a clothes-pin made from one piece of material, preferably metal wire, and with a sectional head-piece or cross-bar a , formed by bends in the wire-producing arms a' , which range about in a right line parallel with the head-piece, and are provided at their extremities with eyes or loops a^2 , which project laterally each side of a line drawn through the arms and head-piece, substantially as herein set forth.

EDWARD M. WATSON.

Witnesses:

JOSEPH A. DEAR,
DUDLEY G. CUMMINGS.