

(Specimens.)

J. JAGGER.
CARPET FABRIC.

No. 418,412.

Patented Dec. 31, 1889.

Fig. 1.

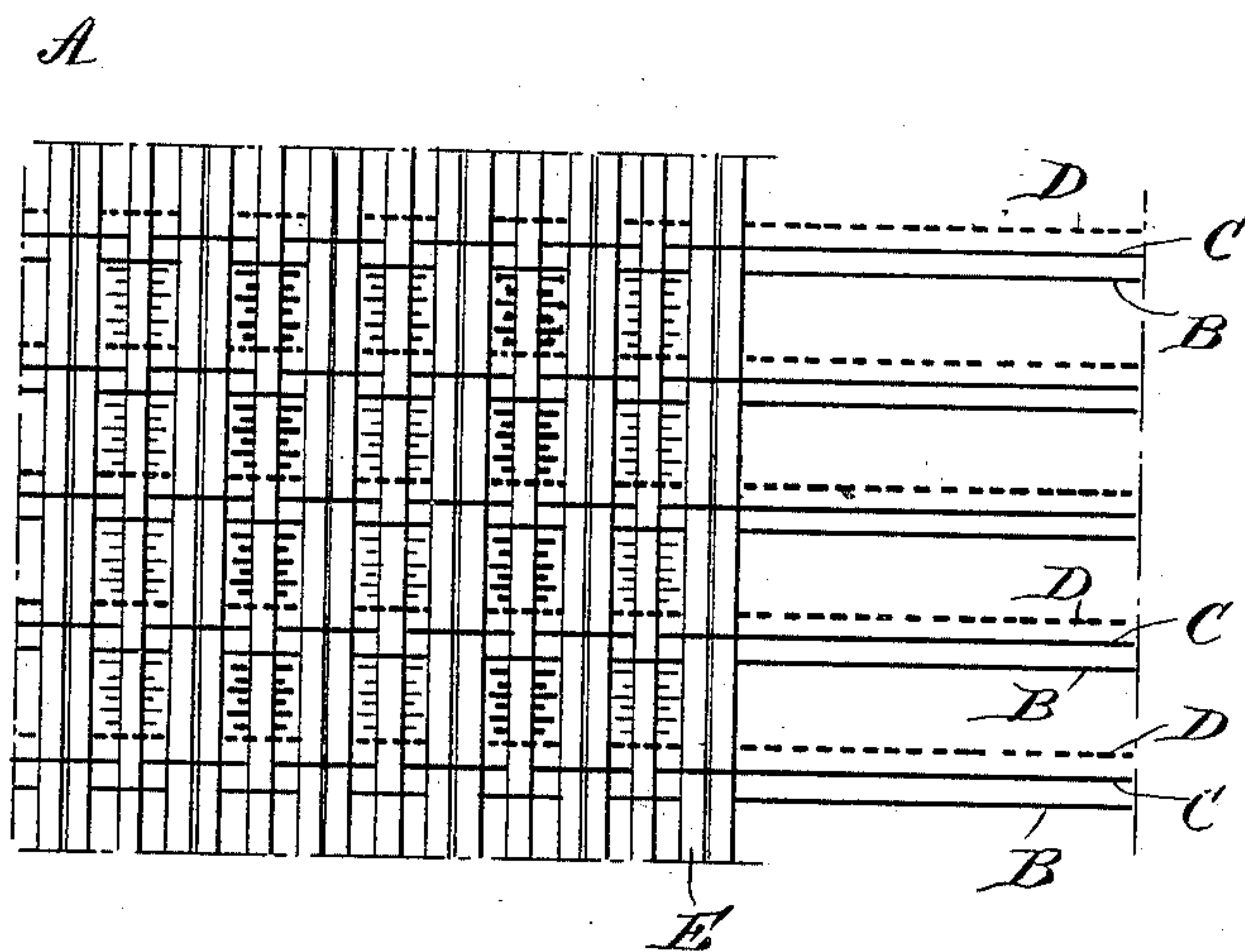


Fig. 2.

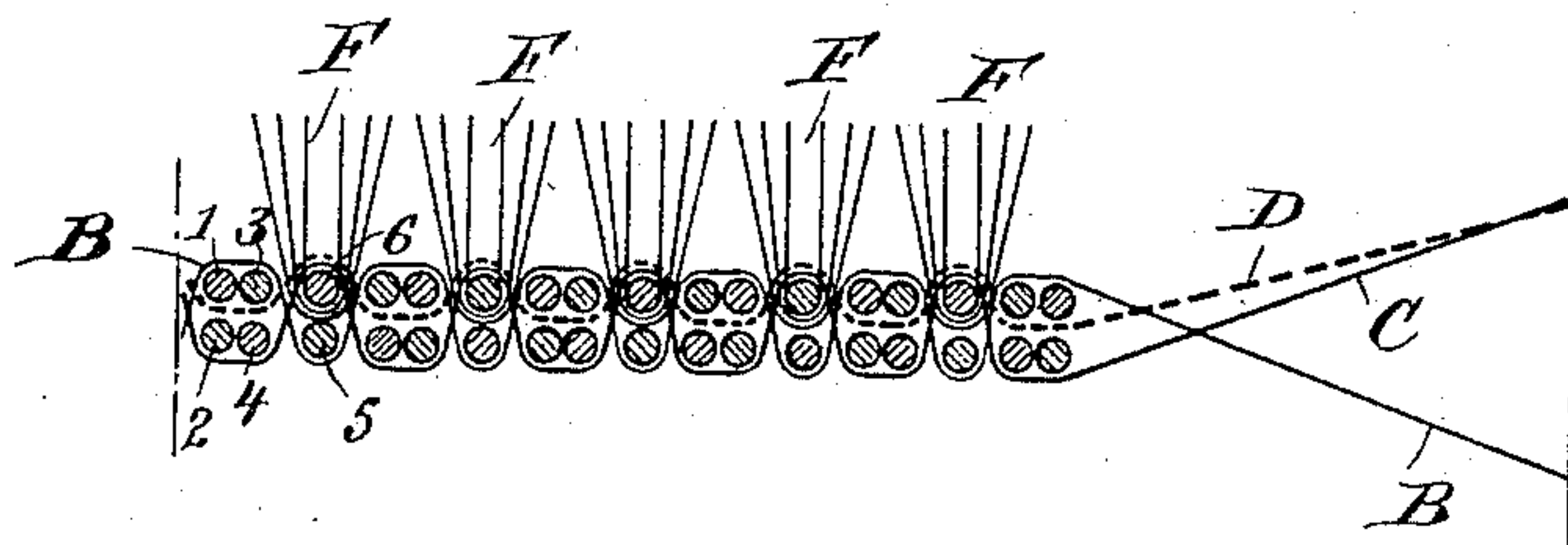
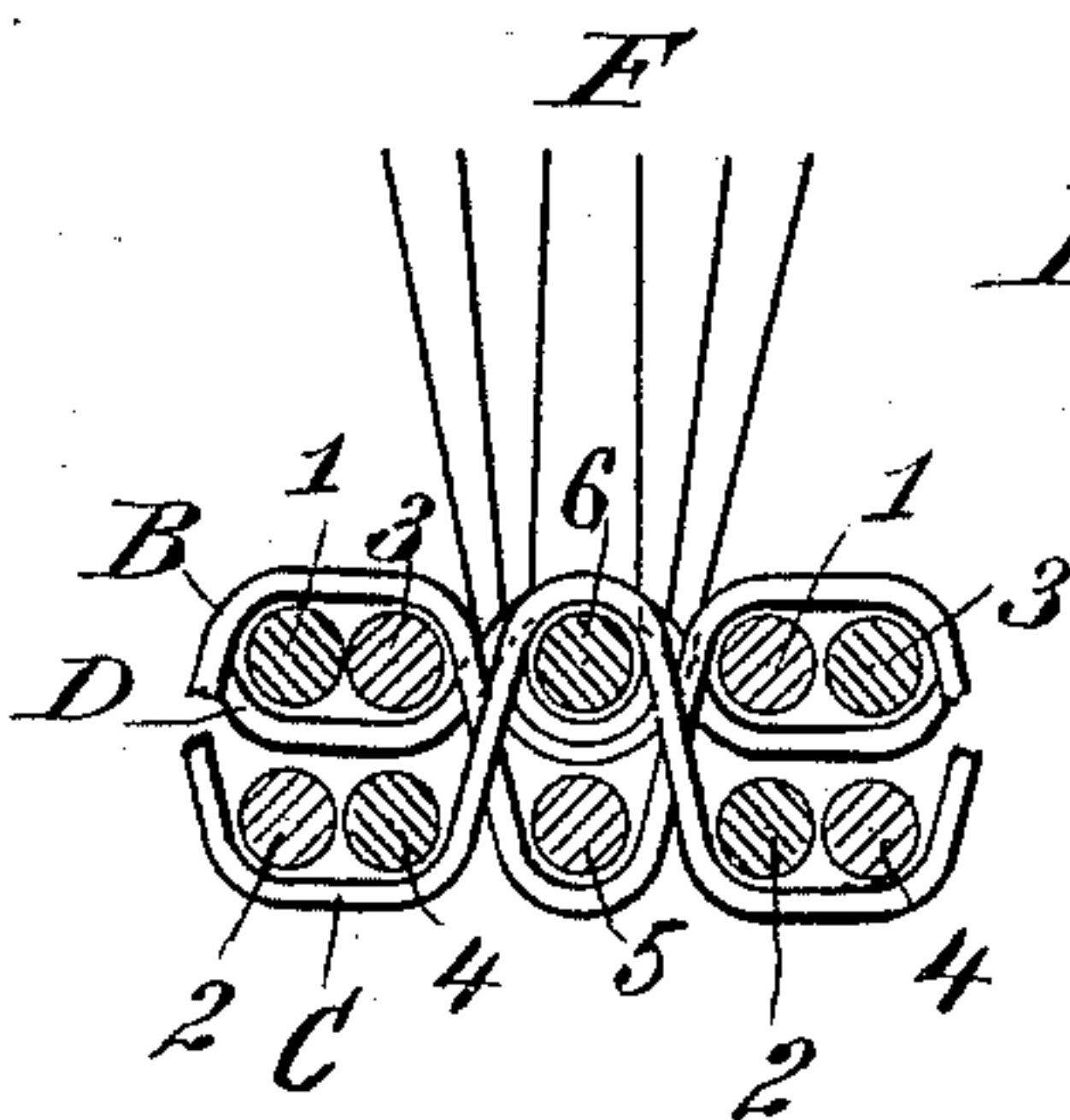


Fig. 3.



WITNESSES:

Donn Twitchell
& Sedgwick

INVENTOR:

J. Jagger
BY *Munn & Co.*
ATTORNEYS.

UNITED STATES PATENT OFFICE.

JOSEPH JAGGER, OF RIFTON GLEN, NEW YORK.

CARPET FABRIC.

SPECIFICATION forming part of Letters Patent No. 418,412, dated December 31, 1889.

Application filed September 14, 1889. Serial No. 323,942. (Specimens.)

To all whom it may concern:

Be it known that I, JOSEPH JAGGER, of Rifton Glen, in the county of Ulster and State of New York, have invented a new and Improved Carpet Fabric, of which the following is a full, clear, and exact description.

The object of the invention is to provide a new and improved fabric to be used as a carpet.

10 The invention consists of a pile fabric provided with three warp-threads, of which two bind the filling in the ordinary manner and the third or middle warp-thread passes over the filling, carrying or binding in the pile.

15 Reference is to be had to the accompanying drawings, forming a part of this specification, in which similar letters and figures of reference indicate corresponding parts in all the views.

20 Figure 1 is a plan view of the fabric. Fig. 2 is a sectional side elevation of the same, and Fig. 3 is an enlarged sectional elevation showing the improvement.

25 The improved fabric A is provided with three warp-threads B, C, and D, of which the warp-thread D is the middle one, while the warp-threads C and B are the outer ones and are adapted to bind the filling E in the usual manner. The pile F is held on some of the 30 filling-threads, and over the filling-threads carrying the pile passes the middle warp-thread D, so that the filling carrying the pile is securely bound in place.

35 As illustrated in the drawings, the filling-thread 6 carries the pile F, and between two filling-threads 6 are arranged the filling-threads 1 and 3, below which are located the filling-threads 2 and 4, and below each filling-thread 6 is located a filling-thread 5. As shown in 40 Fig. 3, the warp B passes first over the filling-threads 1 and 3, and then down and under

the filling-thread 5, and then upward over the next following threads 1 and 3, and so on throughout the length of the pattern. The other warp-thread C is passed under the filling-threads 2 and 4, then over the filling-thread 6, down and under the filling-threads 2 and 4 of the next set of filling-threads, and so on through the length of the design. The middle warp-thread D passes between the filling-threads 1 3 and 2 4, and then passes over the filling-thread 6, which carries the pile F, and down again between the next sets of filling-threads 1 3 and 2 4, as is plainly shown in the drawings. Thus it will be seen that 55 the additional warp-thread D securely binds the filling-thread carrying the pile in place, in addition to the ordinary binding by the two warp-threads B and C.

As shown in Fig. 2, the warp changes alternately after four picks and two picks; but this may be varied, if desired.

Having thus fully described my invention, I claim as new and desire to secure by Letters Patent—

65 1. A fabric comprising three warp-threads and a filling bound in the usual manner by two of the said warp-threads, and pile carried by some of the filling-threads, which latter are bound by the third or middle warp-thread, substantially as shown and described. 70

2. As a new article of manufacture, a fabric provided with the usual warp-threads binding the filling-threads in place, and a third or middle warp-thread for binding the filling-thread carrying the pile down into place, 75 substantially as shown and described.

JOSEPH JAGGER.

Witnesses:

DAVID DICKSON,

JESSE R. OSTERHARDT.