

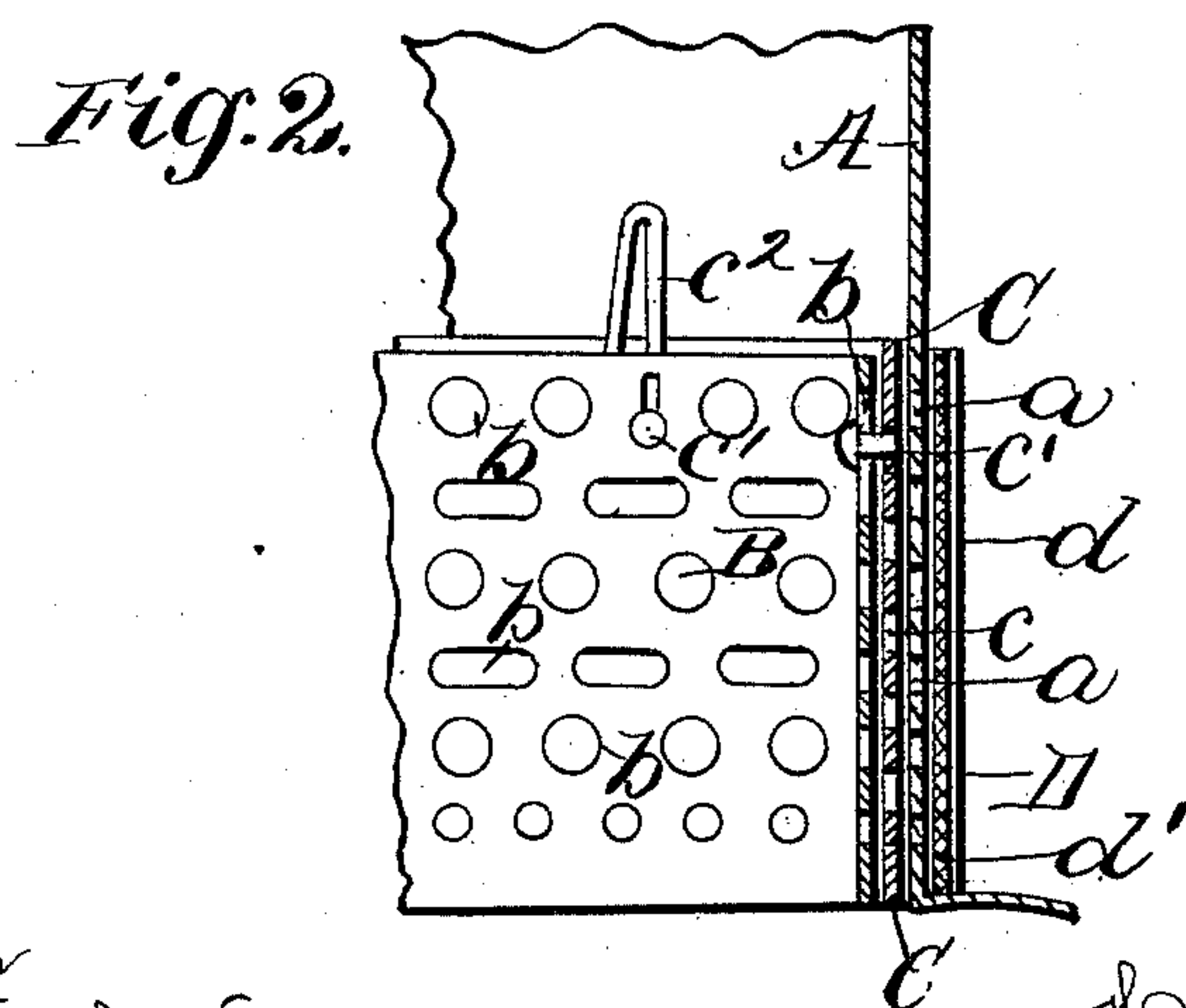
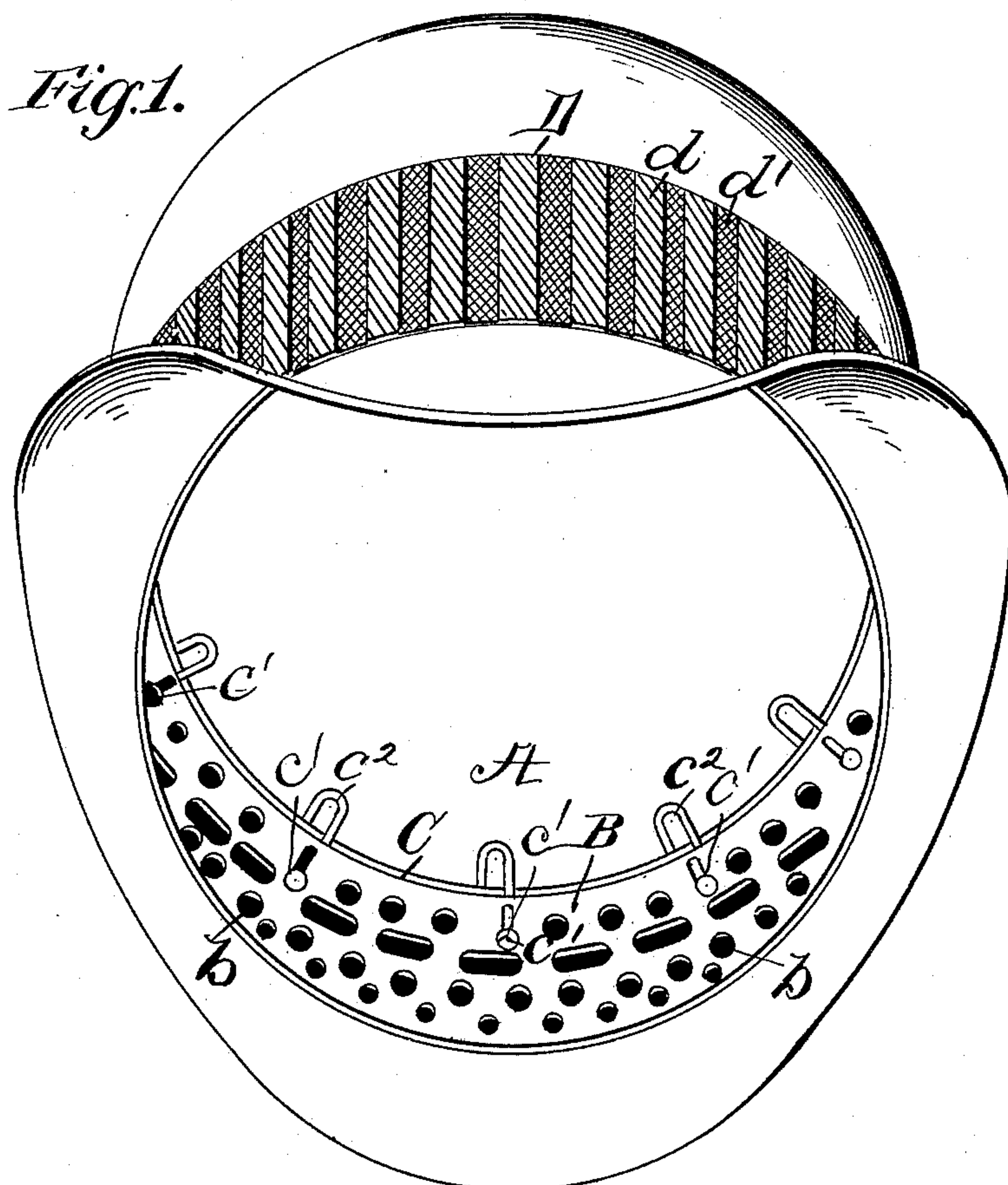
(No Model.)

2 Sheets—Sheet 1.

H. A. FECHTER.
MEANS FOR VENTILATING HATS.

No. 418,282.

Patented Dec. 31, 1889.



Witnesses

B. O. Fuller.

Vermon M. Dorsey.

Henry A. Hechter. ^{Inventor}
 By J. B. Lawyer. ^{Attorney}

(No Model.)

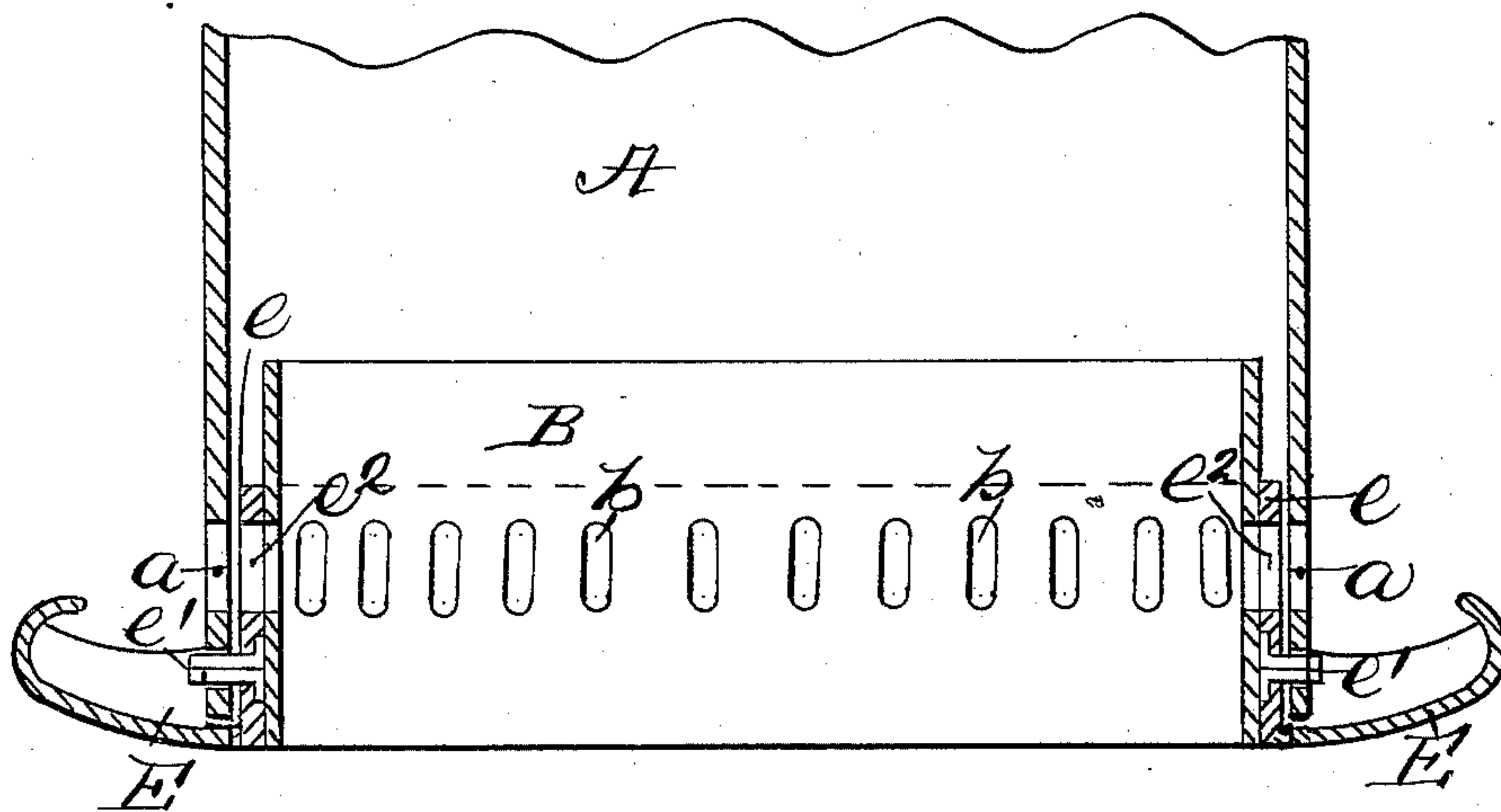
2 Sheets—Sheet 2.

H. A. FECHTER.
MEANS FOR VENTILATING HATS.

No. 418,282.

Patented Dec. 31, 1889.

Fig. 3.



Witnesses

O. S. Felted.

Vernon M. Dorsey

Inventor

Henry A. Fechter

By J. B. Sawyer

Attorney

UNITED STATES PATENT OFFICE.

HENRY A. FECHTER, OF NEW HAVEN, CONNECTICUT, ASSIGNOR OF ONE-HALF TO MARVIN SMITH, OF SAME PLACE.

MEANS FOR VENTILATING HATS.

SPECIFICATION forming part of Letters Patent No. 418,282, dated December 31, 1889.

Application filed October 17, 1889. Serial No. 327,303. (No model.)

To all whom it may concern:

Be it known that I, HENRY A. FECHTER, a citizen of the United States, residing at New Haven, in the county of New Haven and State of Connecticut, have invented certain new and useful Improvements in Hat-Ventilators; and I do declare the following to be a full, clear, and exact description of the invention, such as will enable others skilled in the art to which it appertains to make and use the same, reference being had to the accompanying drawings, and to the letters of reference marked thereon, which form a part of this specification.

My invention consists in certain new and useful improvements in hat-ventilators, as will be hereinafter more fully described and claimed.

In the accompanying drawings, in which corresponding parts are designated by similar letters, Figure 1 is a perspective view of my invention. Fig. 2 is a section thereof, the parts being slightly separated for the purpose of illustration. Fig. 3 is a section of another form of my invention.

The base of the crown A of the hat has a number of perforations *a* therein, while the sweat-band B has other perforations *b*, registering with those in the crown. A supplemental band C lies between the sweat-band B and the interior of the base of the crown and has perforations *c* therein, the said supplemental band having projections *c'* thereon, sliding in vertical slots *b'* in the sweat-band, tabs *c²* being attached to the supplemental band, whereby it may be given a vertical motion in relation to the hat-crown, thus closing the perforations. A hat-band D of light ribbon surrounds the base of the hat and conceals the perforations *a* therein from view. This hat-band consists of alternate sections of a heavy and light material running at right angles to the length thereof, as *d* and *d'*, respectively, and is loose upon the hat-crown and capable of rotary motion thereon, and the perforations may be thus closed by rotating the hat-band slightly, thus bringing a heavy

strip of the fabric opposite to the said perforations.

In Fig. 3 an annular ledge *e* is formed on the brim E of the hat, and the hat-crown A, having perforations *a* therein, surrounds the said ledge and is attached thereto by means of guiding projections *e'* on the ledge traveling in the horizontal slots *a'* in the base of the crown. The annular ledge *e* has perforations *e²* therein normally registering with those in the hat-crown, while a sweat-band B, having perforations *b*, registering with those in the annular ledge, is permanently attached to the latter. From this construction it will be observed that the hat-crown may be given a rotary motion, whereby the perforations therein will be caused to register with those in the ledge *e*, or by a further movement be caused to move from such a position.

Having thus described my invention, what I claim, and desire to secure by Letters Patent, is—

1. In a hat, the combination of a hat-crown having perforations therein near its base, of a sweat-band in the said crown having perforations therein registering with those in the hat-crown, vertical slits in the said sweat-band, and a supplemental band between the said crown and sweat-band having perforations therein, and guiding projections and tabs on the said supplemental band, the said projections engaging the vertical slots in the sweat-band, as and for the purposes described.

2. In a hat, the combination of a hat-crown having perforations therein near its base and a ribbon surrounding the base of the said crown and rotatable thereon, the said ribbon having alternate sections of light and heavy fabric, as and for the purposes described.

3. In a hat, the combination of a hat-crown having perforations therein near its base, of a sweat-band in the said crown having perforations therein registering with those in the hat-crown, vertical slits in the said sweat-band, a supplemental band between the said

crown and sweat-band having perforations therein, guiding projections and tabs on the said supplemental band, the said projections engaging the vertical slots in the sweat-band, 5 and a ribbon surrounding the base of the said hat-crown and rotatable thereon, the said ribbon having alternate sections of a light and heavy fabric, as and for the purposes described.

In testimony whereof I affix my signature in the presence of two witnesses.

HENRY A. FECHTER.

Witnesses:

PHILIP HUGO,
GEORGE HUGO.