

(No Model.)

J. W. WALLACE & W. SPENCER.
CAN.

No. 418,254.

Patented Dec. 31, 1889.

Fig. 1.




Fig. 2.


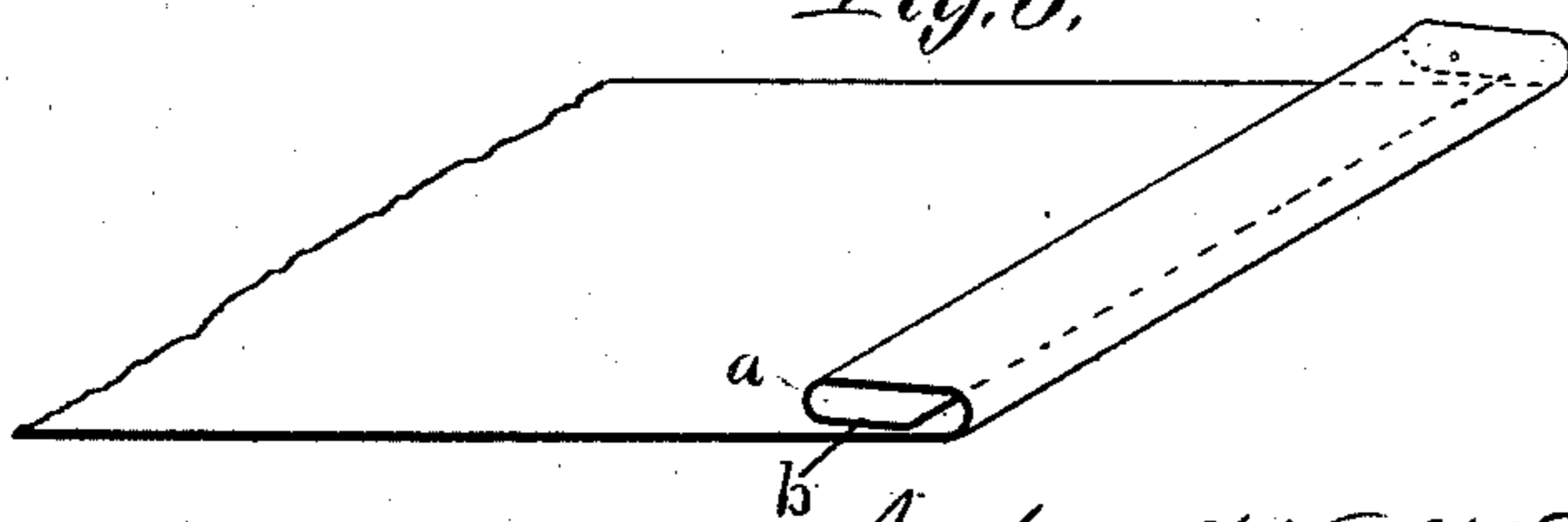


Fig. 3.



Witnesses:

J. Edward Ludington
Sarah F. Hughes

John W. Wallace
William Spencer
Stephen H. Hoge
Inventors,
Attorney

UNITED STATES PATENT OFFICE.

JOHN W. WALLACE AND WILLIAM SPENCER, OF BROOKLYN, NEW YORK.

CAN.

SPECIFICATION forming part of Letters Patent No. 418,254, dated December 31, 1889.

Application filed September 11, 1889. Serial No. 323,632. (No model.)

To all whom it may concern:

Be it known that we, JOHN W. WALLACE and WILLIAM SPENCER, citizens of the United States, and residents of Brooklyn, in the county of Kings and State of New York, have invented a certain new and useful Improvement in Ice-Cream Cans, of which the following is a specification.

Our invention relates to an improvement in ice-cream cans, the object being to produce a rim very durable and rigid, and economical in manufacture.

To enable those skilled in the art to which this invention appertains to manufacture our improved ice-cream can, we will give a detailed description of the same and of the process of manufacture, reference being had to the drawings hereto annexed, in which—

Figure 1 is a side elevation of our improved ice-cream can, and Fig. 2 is a vertical central section of the same. Fig. 3 shows a perspective view of a piece of metal folded to receive the re-enforcing strip.

The body A of the can is cylindrical, and at a short distance from the lower edge the bottom B is soldered. A perforated metal strengthening-rim C is soldered inside the can, abutting the bottom, and extends a short distance below the lower edge of the body of the can.

In Fig. 2 is shown the inclosed metal strip D and the folds of the upper part of the can about it. The metal of which the can is made is turned outward and down over the strip D, and is folded in under the same, forming the portion b, which lies between the can-

body and strengthening-strip. If desired, the lower fold a may be soldered to the body of the can, making a smooth water-tight envelope for the strip D.

In making these cans the side of the metal designed for the upper part of the can has the double fold turned on it before forming into the cylinder, as shown in Fig. 3. The strip is then inserted and the blank formed up cylindrical, the same operation pressing down the folds. The can is then finished in the usual manner.

It is obvious that an ice-cream can with a rim of this construction is very inflexible and that there is no danger of the re-enforcing-rim becoming detached, and as the smooth round top is free from crevices it is easier to keep it clean.

Having described our invention and the way it is made, we claim as new—

A can or similar receptacle provided with a strengthening-strip, substantially rectangular in cross-section, surrounding its upper end, and a rim inclosing said strip and consisting of the folds a and b, said fold b lying between the strip and can-body, substantially as described.

Signed at Brooklyn, in the county of Kings and State of New York, this 28th day of August, A. D. 1889.

JOHN W. WALLACE.
WILLIAM SPENCER.

Witnesses:

JANE HAMILTON,
SARAH F. HUGHES.