

(No Model.)

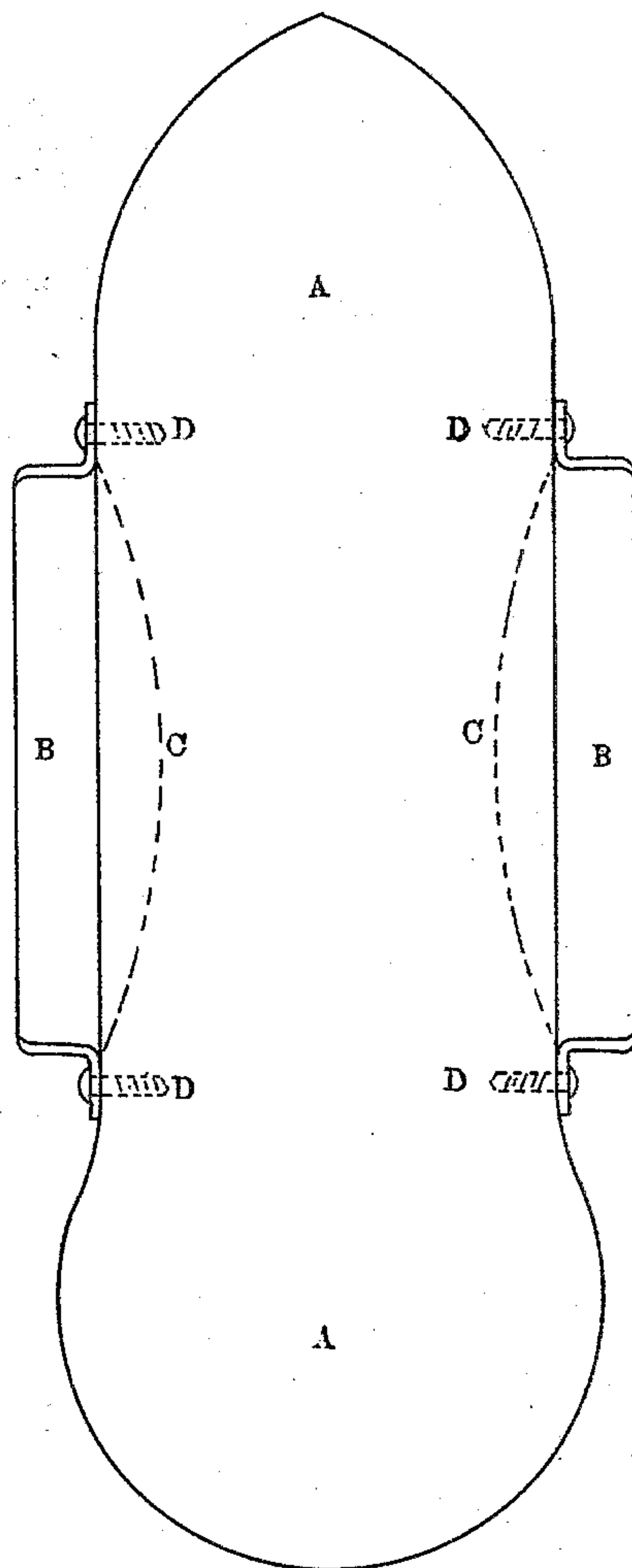
2 Sheets—Sheet 1.

W. H. DAY & G. DIMMER.
SCRUBBING BRUSH.

No. 414,379.

Patented Nov. 5, 1889.

FIG 1



Witnesses.

James Fleming
Herbert Braun.

Inventors.

William Henry Day.
George Dimmer.

per

E. Eaton & Company.

Attorneys.

(No Model.)

2 Sheets—Sheet 2.

W. H. DAY & G. DIMMER.
SCRUBBING BRUSH.

No. 414,379.

Patented Nov. 5, 1889.

fig. 2.

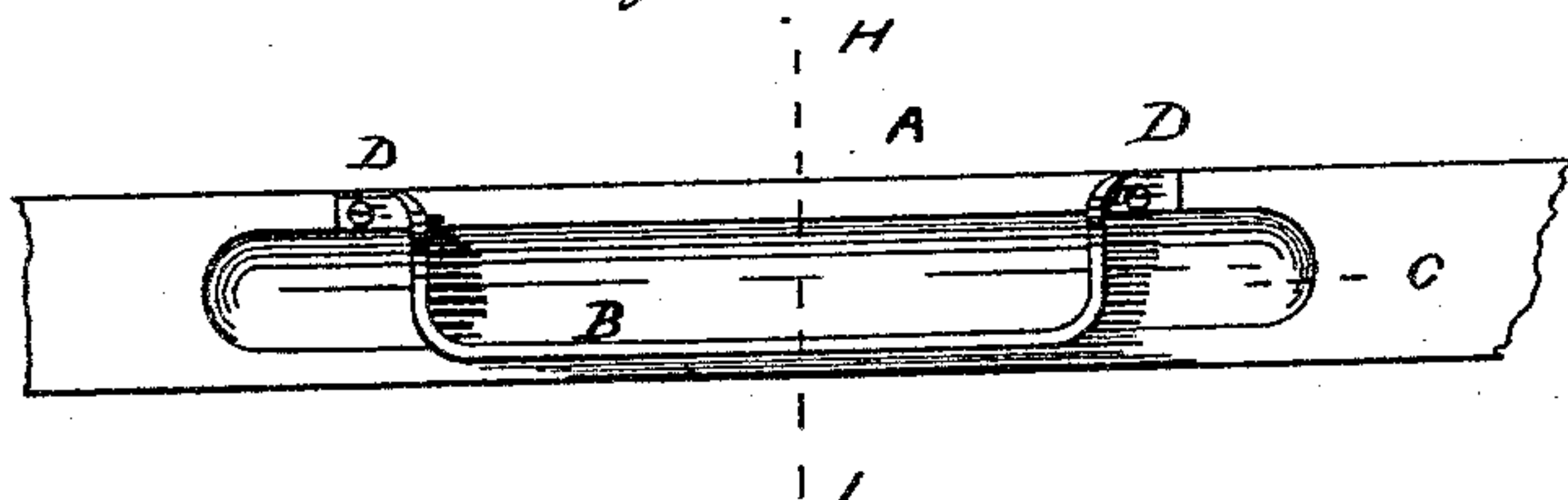


fig. 3.

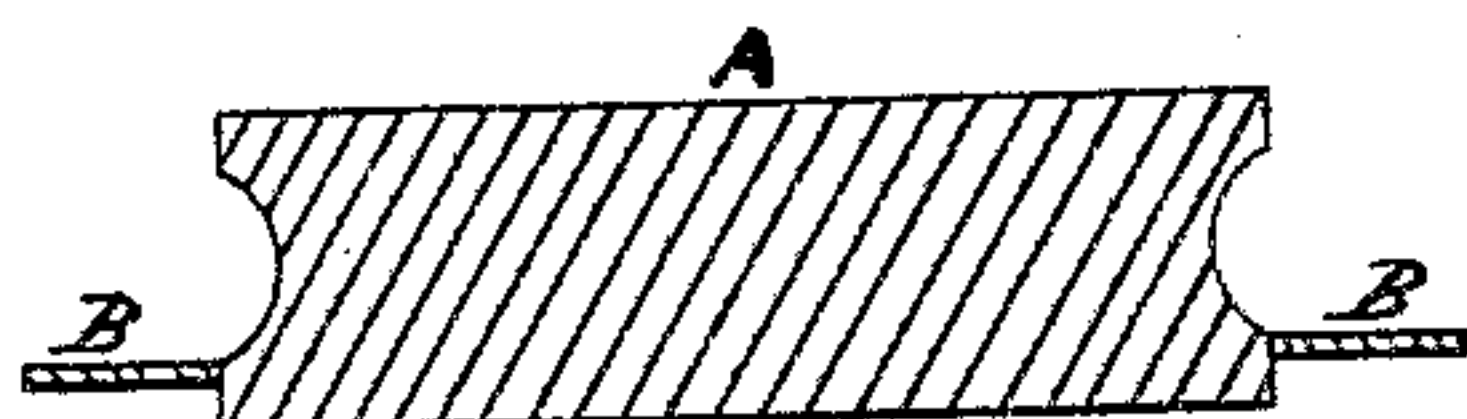


fig. 4.

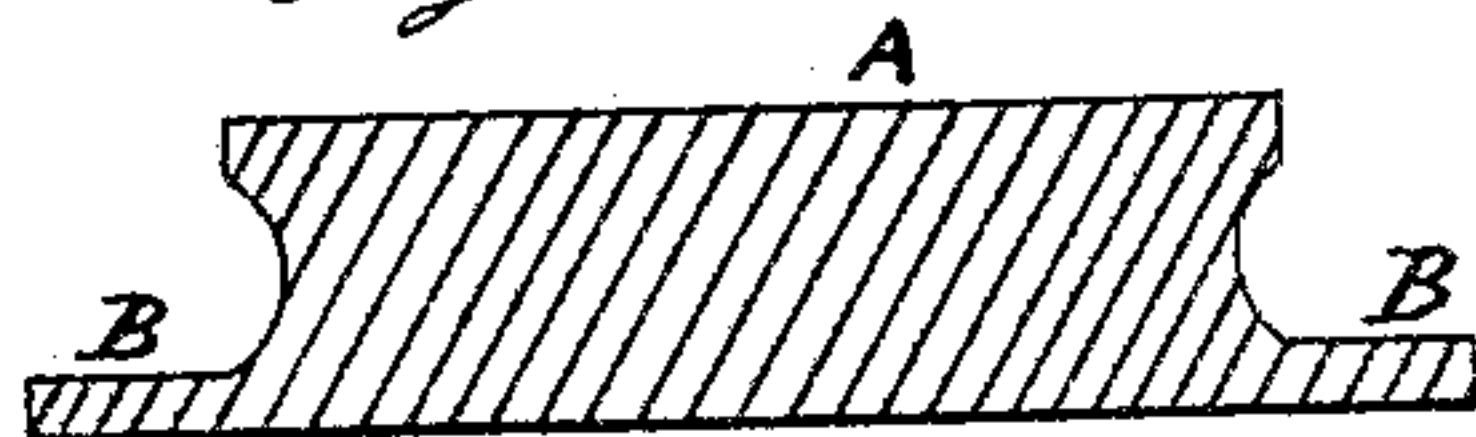



fig. 5.



Witnesses
James Fleming
Herbert Braun

Inventors
William Henry Day
George Dimmer
per. E. Eaton
Attorney

UNITED STATES PATENT OFFICE.

WILLIAM HENRY DAY AND GEORGE DIMMER, OF WEST COWES, ISLE OF WIGHT, ENGLAND.

SCRUBBING-BRUSH.

SPECIFICATION forming part of Letters Patent No. 414,379, dated November 5, 1889.

Application filed November 28, 1888. Serial No. 292,432. (No model.) Patented in England August 22, 1888, No. 12,105.

To all whom it may concern:

Be it known that we, WILLIAM HENRY DAY and GEORGE DIMMER, subjects of the Queen of Great Britain, and residents of West Cowes, Isle of Wight, have invented certain new and useful Improvements in Scrubbing-Brushes, (for which we have obtained a patent in Great Britain, No. 12,105, dated August 22, 1888,) of which the following is a full, clear, and exact specification thereof.

Our invention consists in the construction of a scrubbing-brush which has for its object the protection of the fingers and hands from splinters, scratches, and cuts when scrubbing, as is the case with the ordinary brush now used, and, in addition to protection of the fingers and hands which our invention gives, it affords greater gripping power and command over the scrubbing-brush, and consequently scrubbing can be carried on without risk of injury to the fingers and hands, besides giving a better command over the brush—the result of the said grooves and shields.

We will now proceed to describe our said invention.

We construct a scrubbing-brush with grooves or beveled sides, which form a clutch for the fingers and thumb. We then fix to each side of the block below the said grooves a shield made of metal or other suitable material, which project out a sufficient distance to protect the fingers and thumb and prevent them from coming into contact with the surface which is being scrubbed. The block containing the grooves and shields may be cut out from a solid piece of wood in one piece, thus obviating the fixing of the

said metal shield, and thus making the shields, block, and grooves in one solid piece.

In the annexed drawings, Figure 1 shows a scrubbing-brush with shields attached at each side below grooves. A represents the back of the brush or block; B B, the shields, and the dotted lines C C grooved or beveled sides of the brush, forming a clutch for the fingers. D D D D are screws for attaching the shields to the block.

Fig. 2 shows a side elevation of the block; and Fig. 3 shows a central transverse section of the same through line H I, Fig. 2.

Fig. 4 shows a central transverse section of a modified form of block through line J K, Fig. 5, formed from a solid piece of wood, in which case the shields and grooves are cut out with the block.

Fig. 5 shows side elevation of same.

Having fully described our invention, what we desire to claim and secure by Letters Patent is—

The improved scrubbing-brush having its block provided with a groove on each side and with a shield at each side below the said grooves, substantially as described in the specification and shown in the annexed drawings.

In testimony that we claim the foregoing we have hereunto set our hands this 12th day of September, 1888.

WILLIAM HENRY DAY.
GEORGE DIMMER.

Witnesses:

ATHERSTONE DAMANT,
Solicitor, Cowes.

CHARLES FREDERICK GREGORY,
Solicitor's Clerk, Cowes.