

(No Model.)

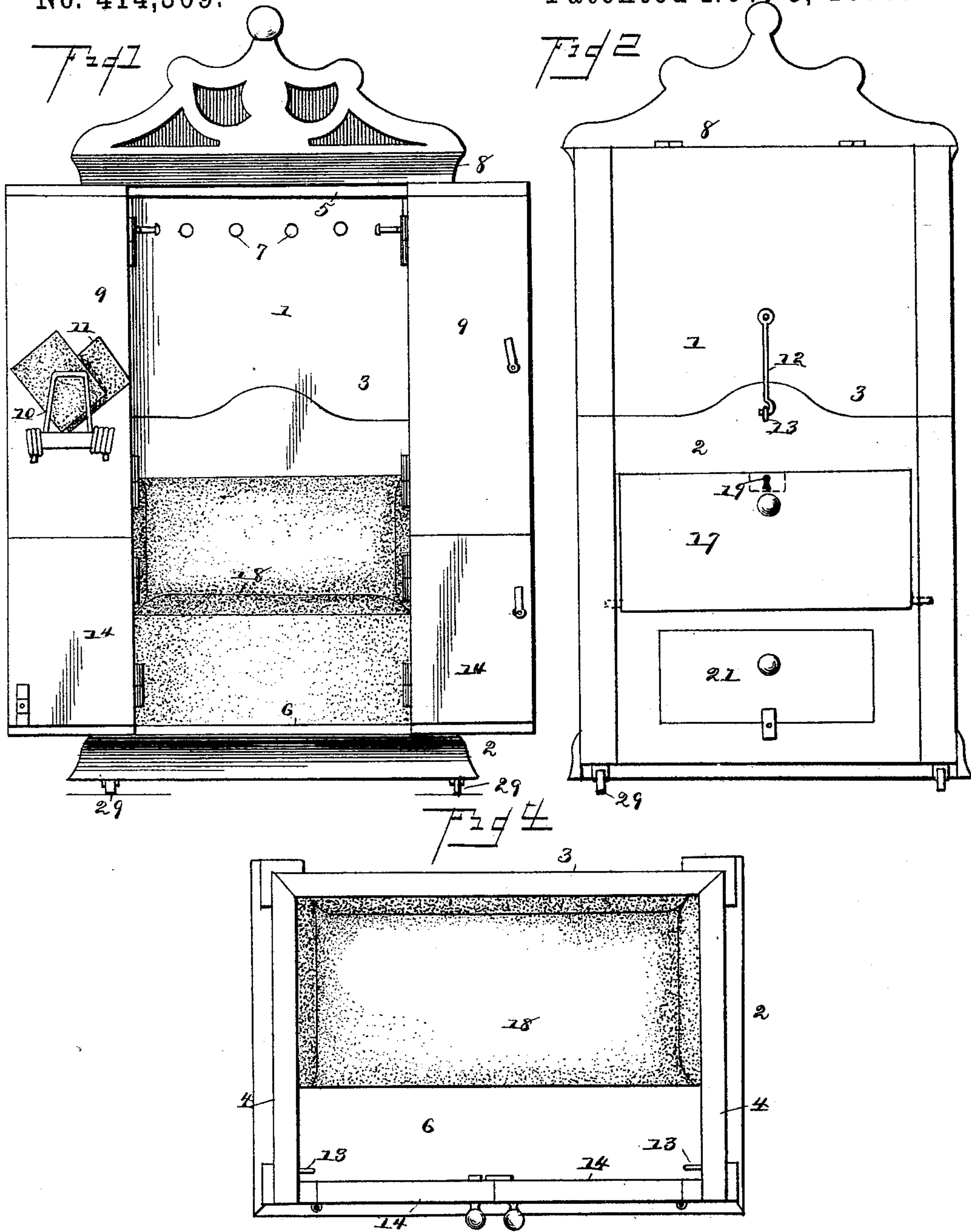
2 Sheets—Sheet 1.

A. HARDIE.

COMBINED CABINET, COMMUNE, WARDROBE, AND INVALID CHAIR.

No. 414,309.

Patented Nov. 5, 1889.



Witnesses:

*John Smirre*  
*W. S. Swall*

By her Attorneys,

*C. A. Snow & Co.*

Inventor

*Agnes Hardie*

(No Model.)

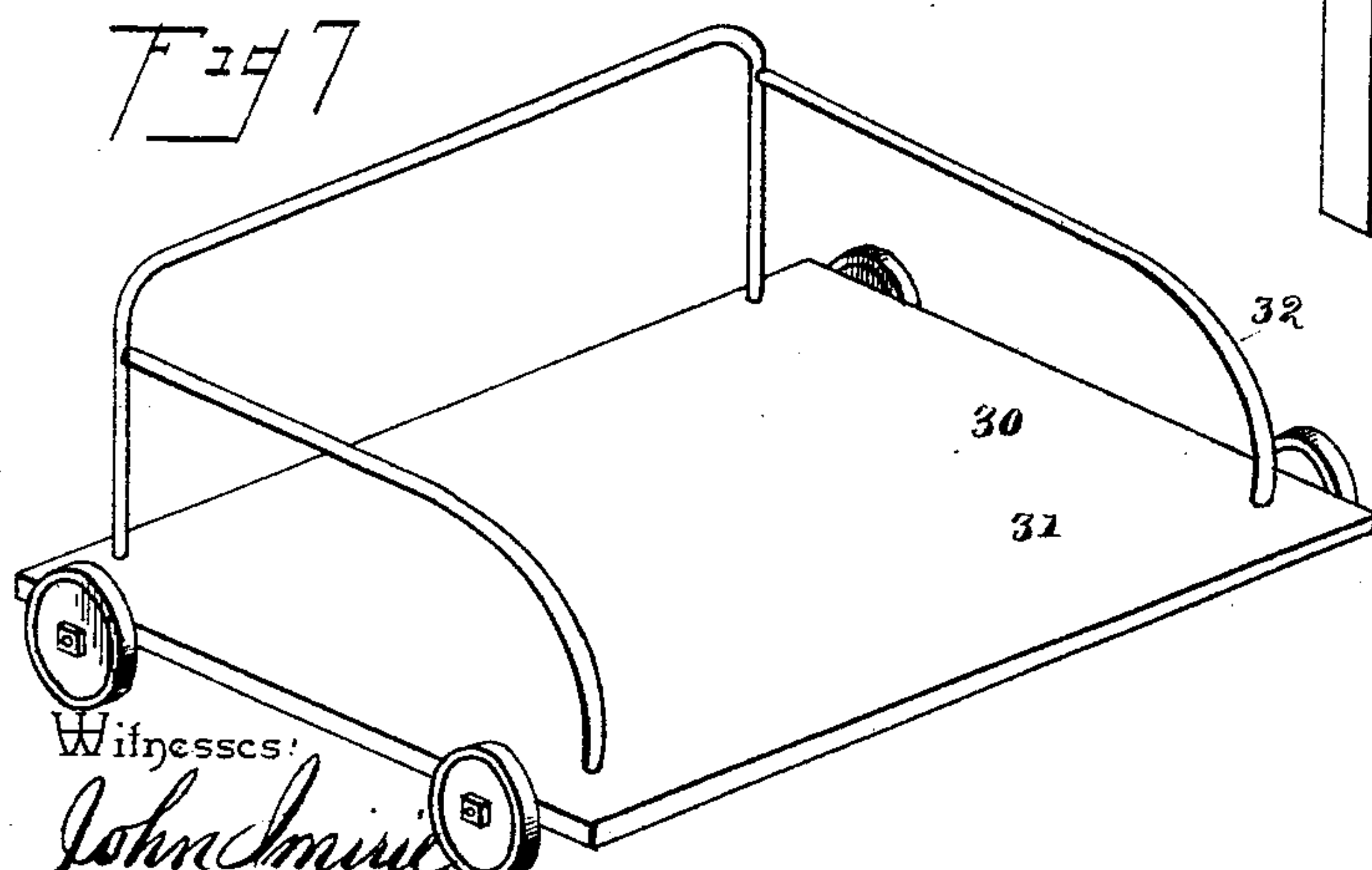
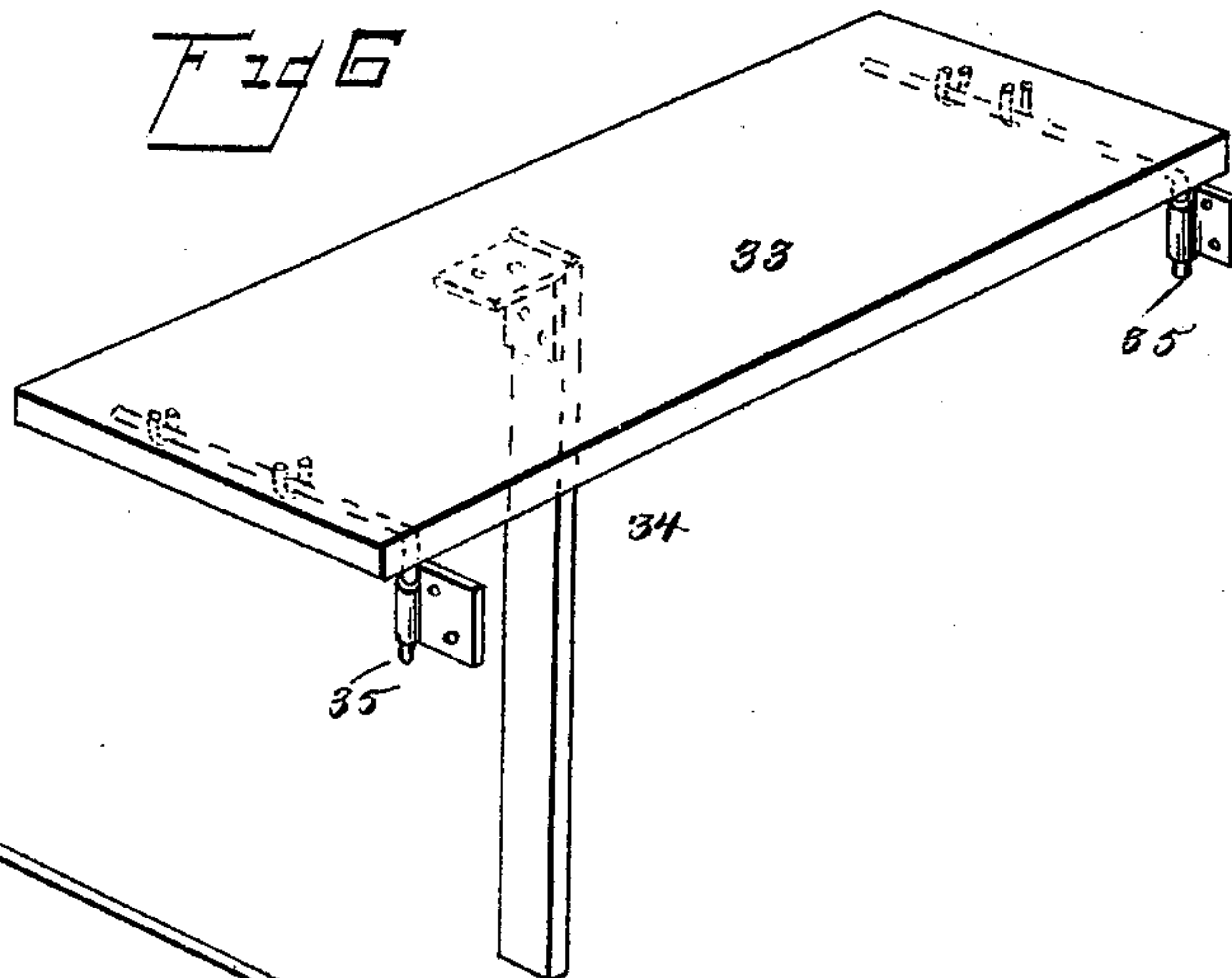
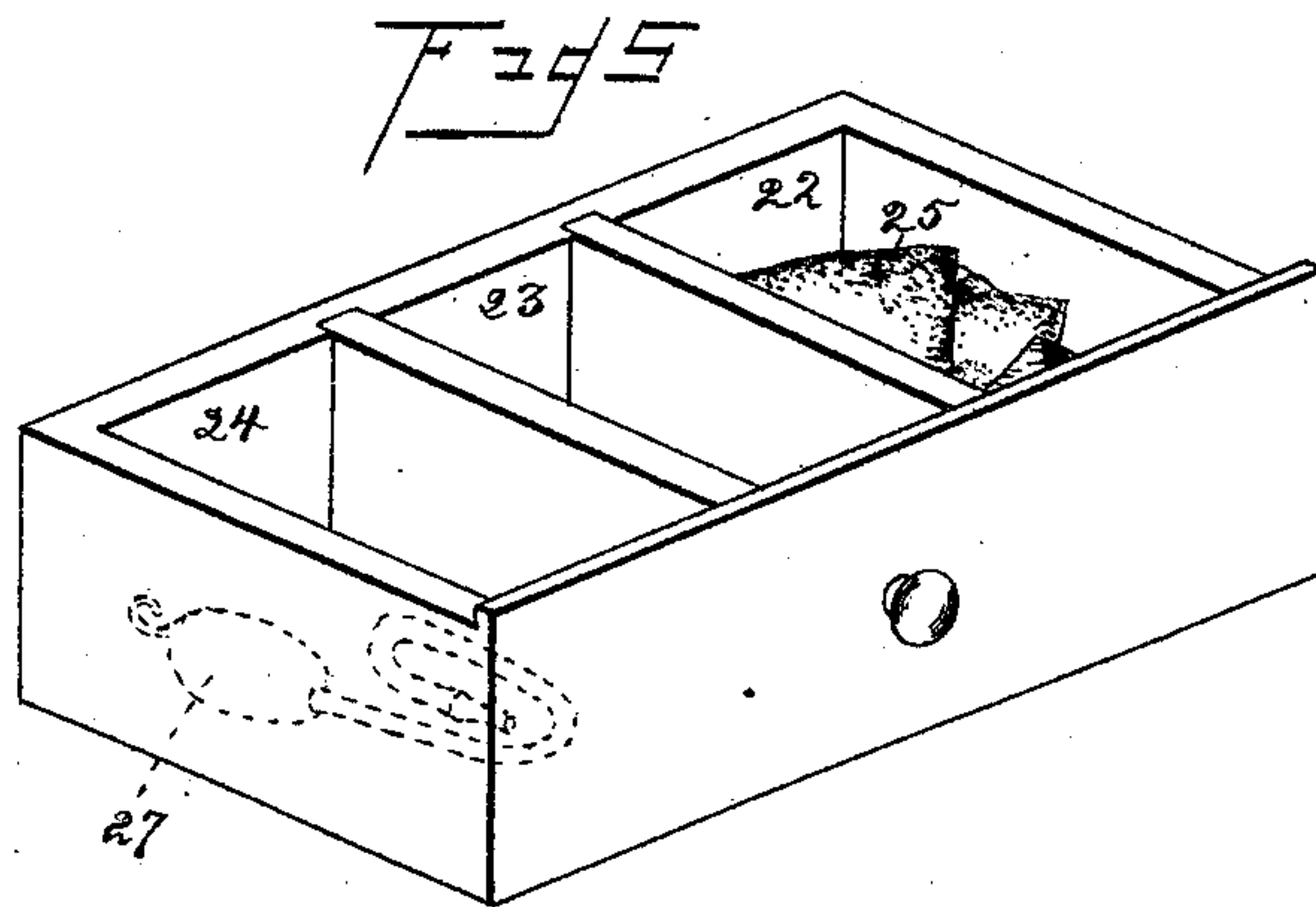
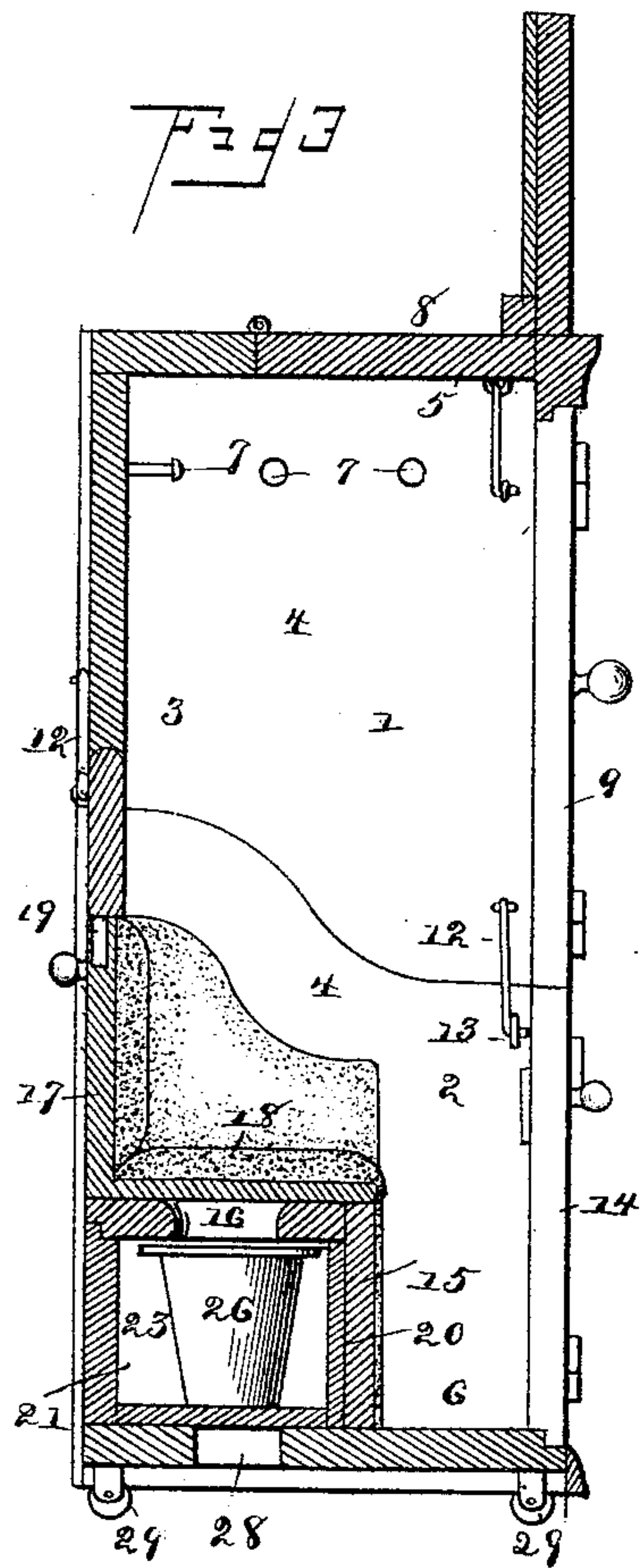
2 Sheets—Sheet 2.

A. HARDIE.

COMBINED CABINET, COMMODORE, WARDROBE, AND INVALID CHAIR.

No. 414,309.

Patented Nov. 5, 1889.



Witnesses:

Johnnie  
W. L. Wall

By her Attorneys,

C. A. Snow & Co.

Inventor

Agnes Hardie



# UNITED STATES PATENT OFFICE.

AGNES HARDIE, OF LEETONIA, OHIO.

COMBINED CABINET, COMMODO, WARDROBE, AND INVALID-CHAIR.

SPECIFICATION forming part of Letters Patent No. 414,309, dated November 5, 1889.

Application filed June 11, 1889. Serial No. 313,882. (No model.)

*To all whom it may concern:*

Be it known that I, AGNES HARDIE, a citizen of the United States, residing at Leetonia, in the county of Columbiana and State of Ohio, have invented a new and useful Combined Cabinet, Commode, Wardrobe, and Invalid Perambulator or Chair, of which the following is a specification.

This invention has relation to a combined cabinet, commode, wardrobe, and invalid perambulator or chair, to be used in sick-rooms, hospitals, &c.

Among the objects in view are to provide a commode having the appearance of and adapted to be used as a wardrobe, that is also provided with all the accessories of a commode, and with certain other adjuncts for promoting operations of patients, inspecting the stools, and which by its peculiar construction can be converted into a perambulator either for house or outdoor use, and may be provided with a table whereby the invalid may read, write, &c.

With these general objects in view the invention consists in certain features of construction hereinafter described, and more particularly pointed out in the claims.

Referring to the drawings, Figure 1 is a front elevation of a commode constructed in accordance with my invention, the doors being open, exposing the interior. Fig. 2 is a rear view; Fig. 3, a transverse vertical section. Fig. 4 is a transverse horizontal section showing the device converted into a chair. Fig. 5 is a detail of the commode-drawer; Fig. 6, a similar view of the table attachment; Fig. 7, a detail in perspective of a truck adapted to receive the device when converted into a chair, whereby the same is adapted for use as a perambulator.

Like numerals of reference indicate like parts in all the figures of the drawings.

In practicing my invention I form the same of two sections—the upper section 1 and the lower section 2. Each of these sections comprises a rear wall 3, opposite side walls 4, and the upper section 1 is provided with a top 5 and the bottom section with a floor 6, said upper and lower sections being separated or divided upon a graceful line curved from front to rear at opposite sides and extending across the back, so that when the upper sec-

tion is removed the lower section is in the form of a comfortable chair-frame. The interior of the upper section is provided with a series of clothes-receiving hooks 7, whereby the device is adapted to serve as a wardrobe. The top of the section is provided with a hinged cover 8, whereby the same may be raised for ventilation when the device is to be used as a commode. The upper section is also provided at its front with a pair of doors 9, designed for closing the front, one of which may be provided with a paper-receiving clip 10, for the purpose of supporting a convenient supply of toilet-paper 11. The rear, and it may be the side, walls of the upper section may be provided with one or more hooks 12, adapted to take into as many keepers 13 projecting from the rear and side walls of the lower section 2, whereby the two sections are held in relative position. The lower section 2, like its companion section 1, is also provided at its front with a pair of doors 14, adapted to close the section, and is further provided with a suitable seat-frame 15, having a fixed commode-seat 16 fixed thereover. A section of the rear wall of the lower section is removed, and hinged therein is a section 17, suitably upholstered, and provided with an upholstered right-angularly projecting seat 18, adapted to be swung horizontally to cover the commode-seat and serve as a suitable chair, or be tilted to the rear, so that said seat-section will occupy the opening in the rear wall and serve as a back. If desired, the commode-seat may be provided with a suitable wash-cover, and thus the seat be kept clean. The back section 17 is provided with a suitable lock 19, whereby the same is prevented from accidental displacement.

In the lower section 2 and below the commode there is formed by the commode a compartment 20, and a portion of the rear wall of the section is removed, and in the same and fitting the chamber or compartment is a drawer 21, preferably divided into three subdivisions 22 23 24. In the first subdivision I preferably arrange a number of soft clothes 25, in the next or central section a chamber 26, and in the next or opposite subdivision a suitable syringe 27 for inducing operations. When the syringe is used, I remove the drawer 21 and place in the opening 28, formed in the



bottom or floor of the section 2, a tub or bowl. It will be noticed that the patient may sit upon the commode and undergo the operation of syringing, and after an operation has taken place in the chamber 26 the same may be removed by withdrawing the drawer. If the patient is wholly helpless, the nurse may cleanse him, paper being provided in one of the subdivisions of the drawer for that purpose.

By my invention it is apparent that the device may be set in a room, and to all outward appearances be an ordinary wardrobe, and that a patient can step directly from his bed into the device without clothes and without any exposure whatever. For the purpose of rendering the device portable, so that it may be run from ward to ward in a hospital or from one portion of a room to the bedside of an invalid, I provide the same with casters 29.

By removing the upper section 1, which is accomplished by withdrawing the hooks 12 from their keepers, the section 2 will have the appearance and may be used as an ordinary invalid stationary chair or perambulator to be pushed to a window for the purpose of sunning the patient.

In Fig. 9 I have shown a truck 30, upon which the chair may be mounted and the device converted into a perambulator. The truck merely consists in this instance of an ordinary floor or base 31, provided with suitable rubber-faced rollers and with a railing 32, which serves to receive the section 2 and also to act as a hand-rail.

Numerous changes may be made in the details of my invention, and other articles than those herein mentioned may be located in the several compartments of the drawer 21 to suit the nature of the case, all of which I consider within the scope of my invention.

Referring to Fig. 6, 33 represents a table attachment, the same being provided with a foldable supporting-leg 34, and a rod or pintle 35 arranged at one side thereof. In employing this attachment the front doors of the lower section are removed, and the pintle is inserted into the eye of the stationary member of the usual hinge, the supporting-leg either resting upon the floor of the room or of the lower section. By this arrangement the patient may eat and write.

Having described my invention, what I claim is—

1. A wardrobe or other compartment adapted to serve as an article of furniture, formed in an upper and lower section, the lower section being provided with a seat-frame, substantially as specified.

2. A wardrobe or other piece of furniture formed in an upper and lower section, said lower section being provided with a commode adapted to serve as a seat, substantially as specified.

3. A wardrobe or other piece of furniture formed in two sections, the lower section being provided with a commode, a chamber-receiving drawer arranged under the same, and a pivoted seat arranged above the commode, substantially as specified.

4. A wardrobe or other piece of furniture formed in two sections, the lower one of which is provided with a commode and has a portion of its rear wall removed, and a pivoted back arranged in said opening and provided with a right-angularly disposed seat adapted to be closed over the commode, substantially as specified.

5. A wardrobe or other similar piece of furniture formed in sections, the upper section being provided with a top ventilating-door and oppositely-located front doors, and the lower section with similar front doors and a commode, substantially as specified.

6. A wardrobe or other piece of furniture formed in two sections, the upper one being removable and carrying the hooks and other appurtenances belonging to a wardrobe, and the lower section having a pivoted seat closing over a commode and forming a chair, and the truck upon which the chair or lower section is mounted, whereby the device is converted into a perambulator, substantially as specified.

In testimony that I claim the foregoing as my own I have hereto affixed my signature in presence of two witnesses.

AGNES HARDIE.

Witnesses:

C. C. YOUNG,  
J. D. YOFF.