

(No Model.)

2 Sheets—Sheet 1.

S. G. SHERWOOD.
PHOTOGRAPH CABINET.

No. 414,171.

Patented Oct. 29, 1889.

Fig. 1.

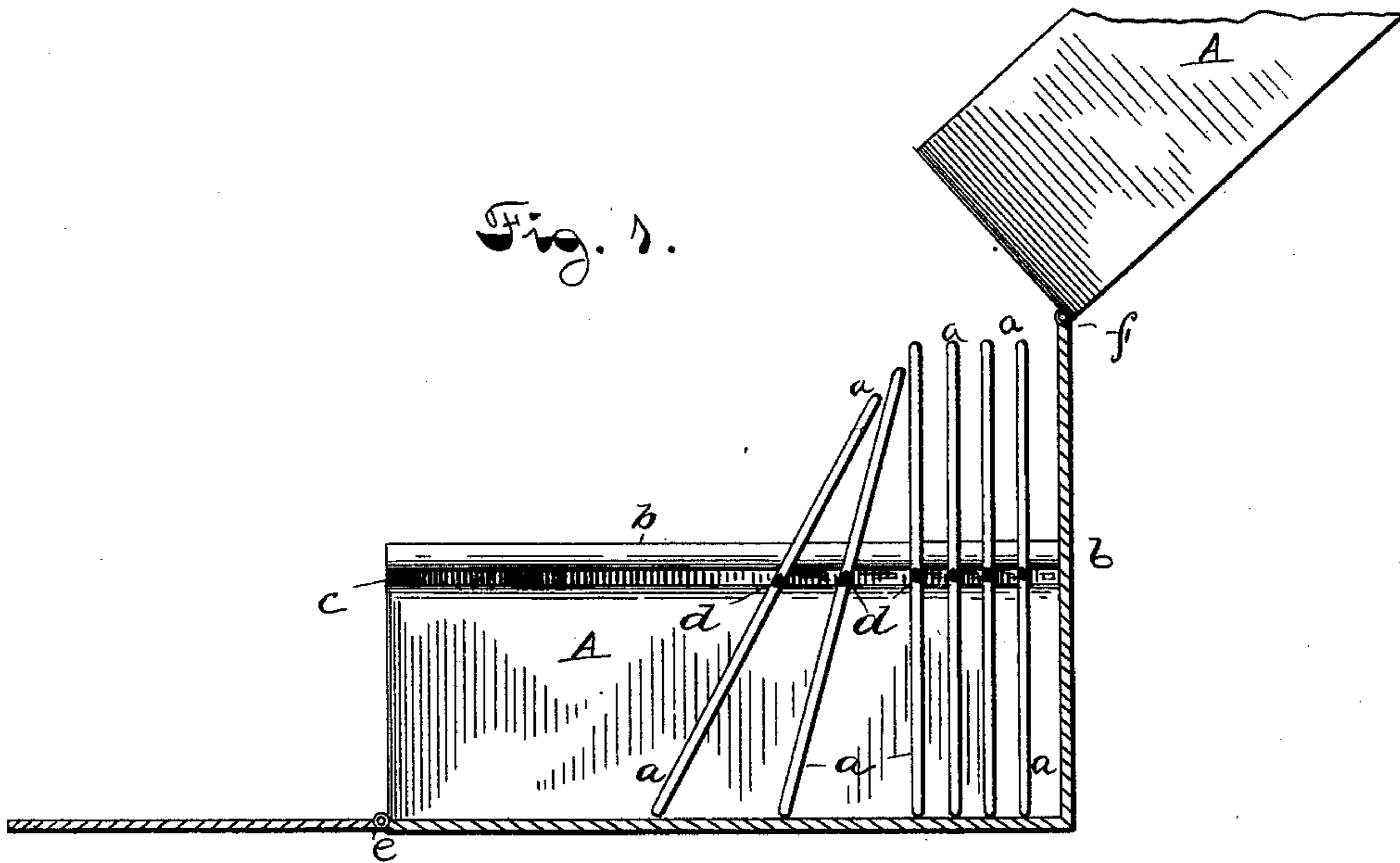
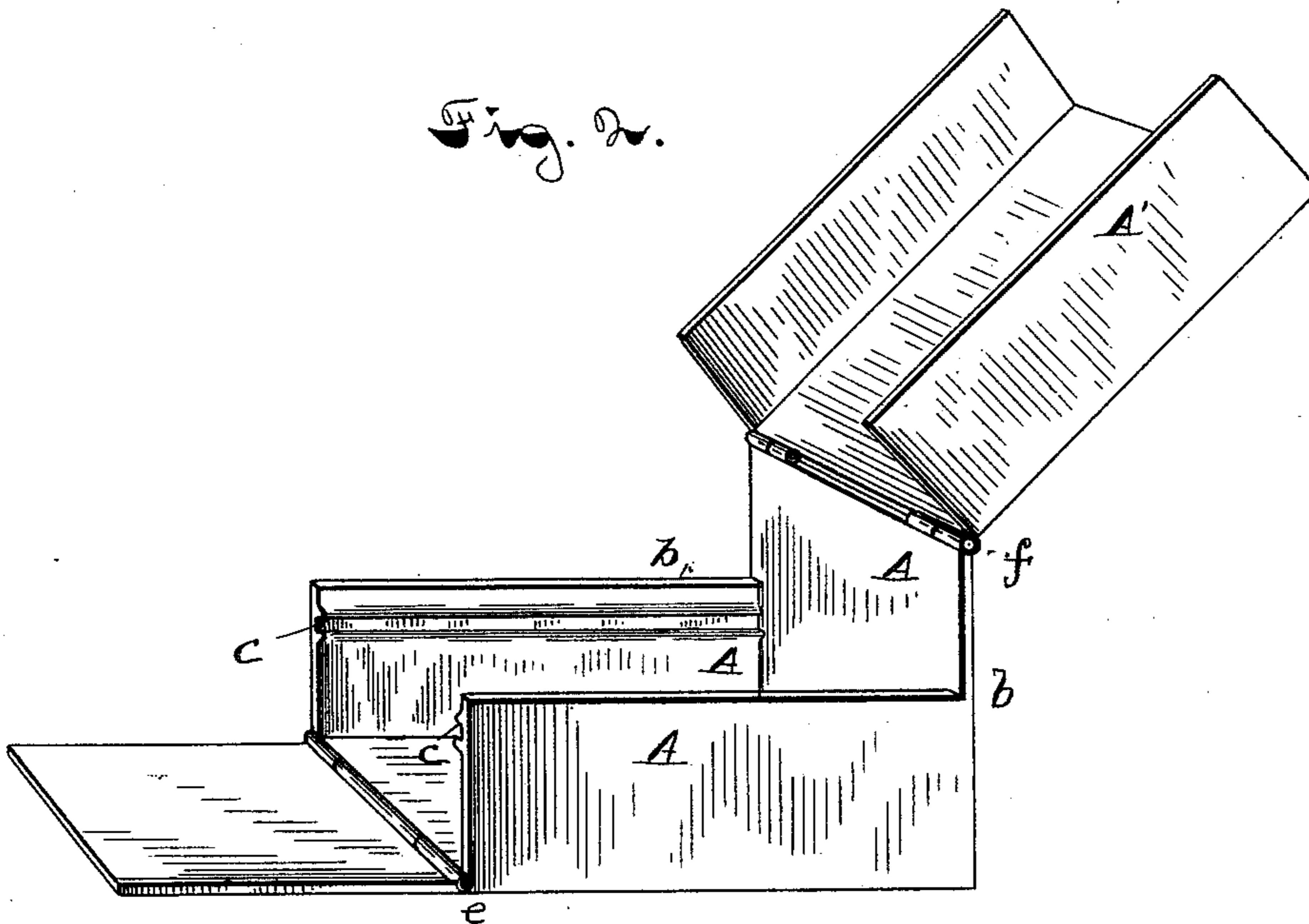


Fig. 2.



Witnesses.

H. D. Neely.
C. P. Bailey.

Inventor
Sidney G. Sherwood
By his Att'y.
J. R. Drake.

(No Model.)

2 Sheets—Sheet 2.

S. G. SHERWOOD.
PHOTOGRAPH CABINET.

No. 414,171.

Patented Oct. 29, 1889.

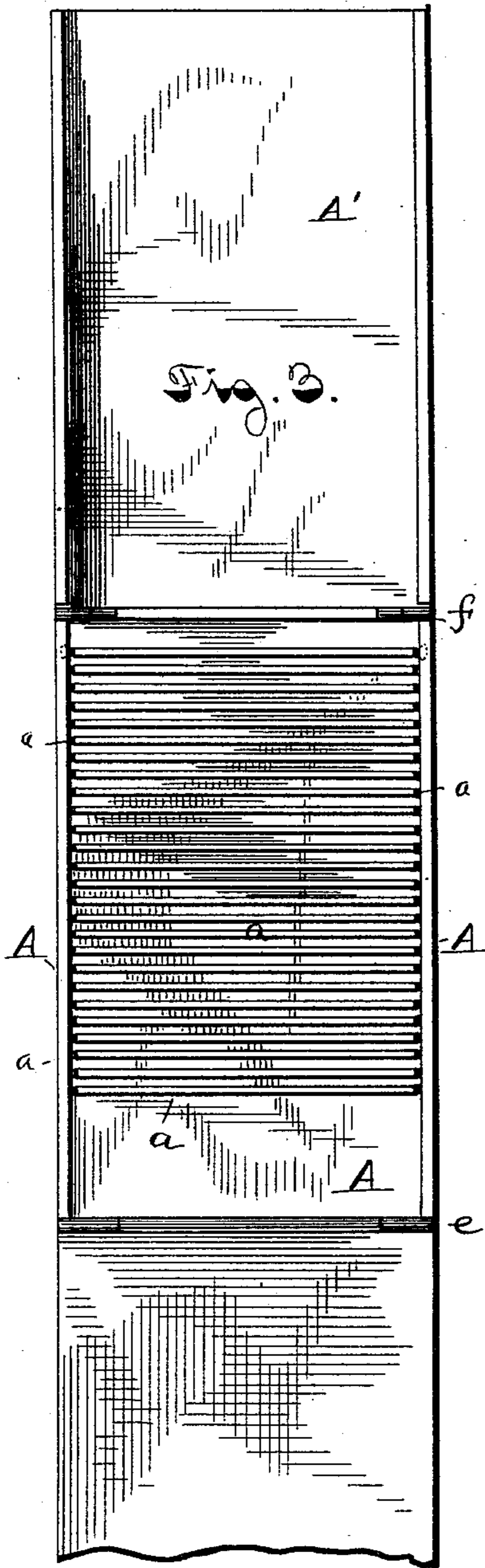


Fig. 4.


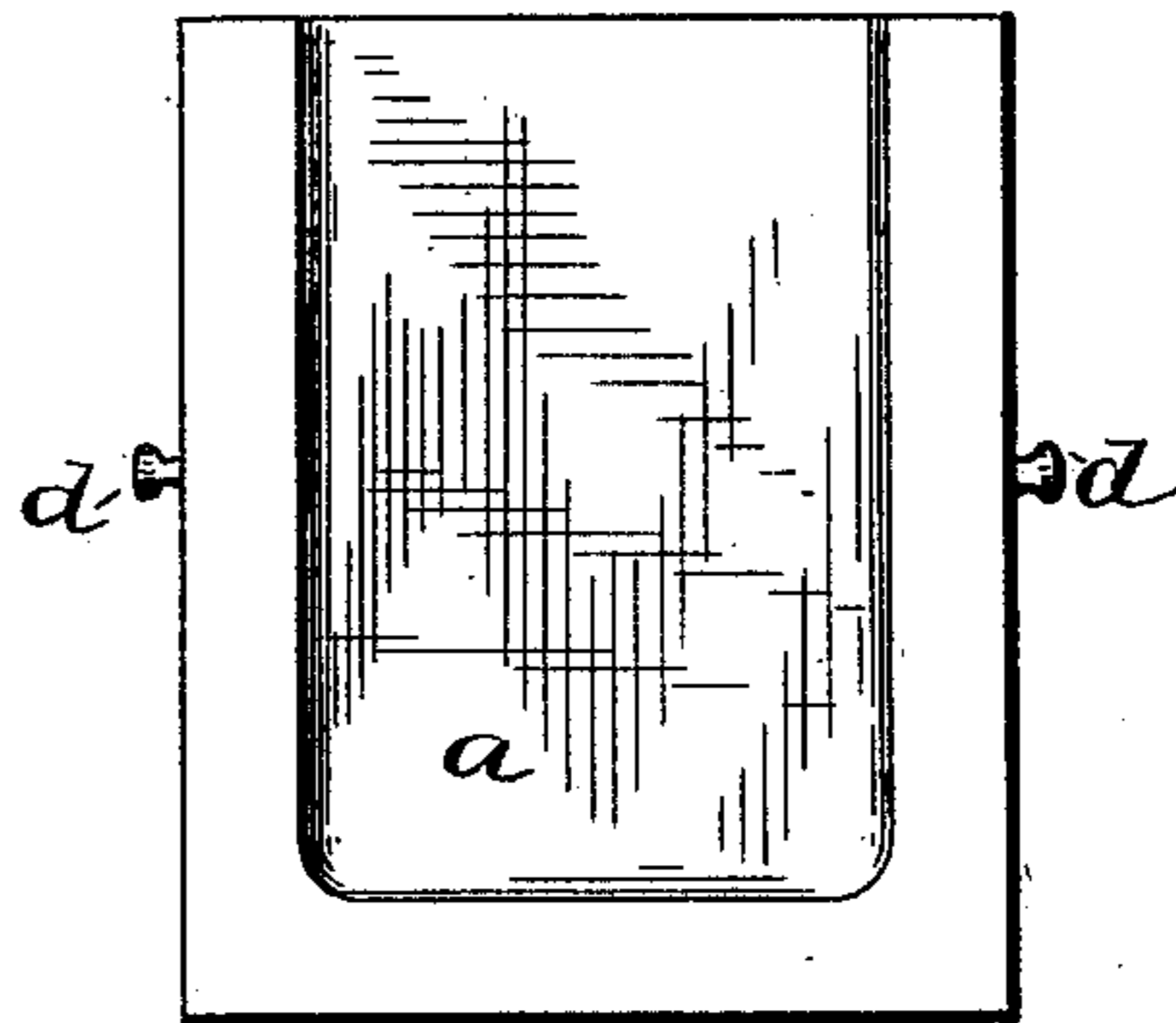


Fig. 5.



Witnesses.

H. W. Neely.
C. P. Bailey.

Inventor

Sidney G. Sherwood

By his Clerk.

J. R. Drake.

UNITED STATES PATENT OFFICE.

SIDNEY G. SHERWOOD, OF BUFFALO, NEW YORK, ASSIGNOR OF ONE-HALF
TO JOSEPH E. BARNARD, OF SAME PLACE.

PHOTOGRAPH-CABINET.

SPECIFICATION forming part of Letters Patent No. 414,171, dated October 29, 1889.

Application filed February 6, 1889. Serial No. 298,811. (No model.)

To all whom it may concern:

Be it known that I, SIDNEY G. SHERWOOD, a citizen of the United States, residing at Buffalo, in the county of Erie and State of New York, have invented certain new and useful Improvements in Parlor Photograph-Cabinets; and I do declare the following to be a full, clear, and exact description of the invention, such as will enable others skilled in the art to which it appertains to make and use the same, reference being had to the accompanying drawings, and to the letters and figures of reference marked thereon, which form a part of this specification.

This invention relates to a box or cabinet, in plain or ornamental form, for holding and displaying photographs in a series of single or double receiving-cases set therein, in which one or two photographs are held, the cases or holders sliding in or out of the box in grooves; and the invention as constructed will be understood by reference to the following specification and claim.

In the drawings, Figure 1 is a side elevation of the cabinet in cross-section, a portion of the cover raised, and showing some photo-frames in the cabinet; Fig. 2, a perspective of the cabinet only, and open; Fig. 3, a top plan of cabinet open, with the photo-frames therein; Fig. 4, a top plan of a holder or frame; Fig. 5, a side elevation of a photo-holder, showing the knobs or pins at the sides.

A represents the cabinet, either oblong, square, or of other suitable form, for holding the photograph-frames *a a a* therein. This

cabinet is divided about in the middle at *b*, the back being intact and the upper half of the box *A'* hinged thereto, as at *f*. The front is also hinged at *e*, and lets down, all as shown in Figs. 1, 2, and 3. This gives more light and leaves the upper half or part of the photographs in the holders *a a* above the open part of the box, and the front being down shows the whole of the picture.

The frames or holders *a a* are held in place in the cabinet by knobs, pins *d d*, or other suitable device on their sides, as in Figs. 1, 4, and 5, and which run in slides or grooves *c c*, cut or formed in the inside of the box, as shown. These keep the frames in place, hold them upright, allow one after another to be slid out, turned over to be examined, and, when put back in place with the reverse side in front, presenting different pictures provided for by the double case *a*.

I claim—

As a new article of manufacture, a photograph cabinet or holder consisting of the oblong box *A*, having the hinged front and top, the cabinet having on its inner sides slots or grooves *c*, in combination with the photograph cases or frames *a*, having pins or projections *d* on their sides adapted to slide in the grooves *c* of the cabinet, substantially as described.

In testimony whereof I affix my signature in presence of two witnesses.

SIDNEY G. SHERWOOD.

Witnesses:

J. R. DRAKE,

JNO. R. KENNEY.