

(No Model.)

T. W. G. COOK.
BUTTONER.

No. 413,034.

Patented Oct. 15, 1889.

Fig. 1.

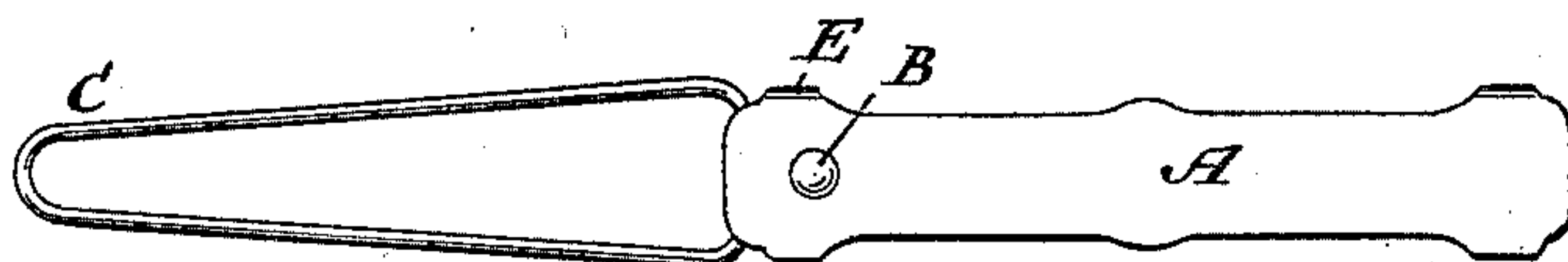


Fig. 2.

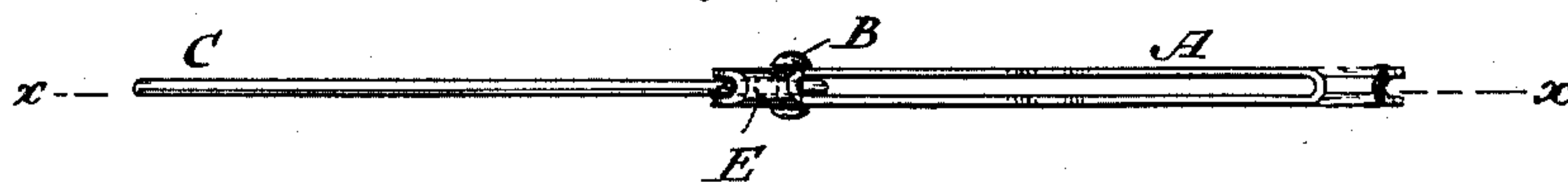


Fig. 3.

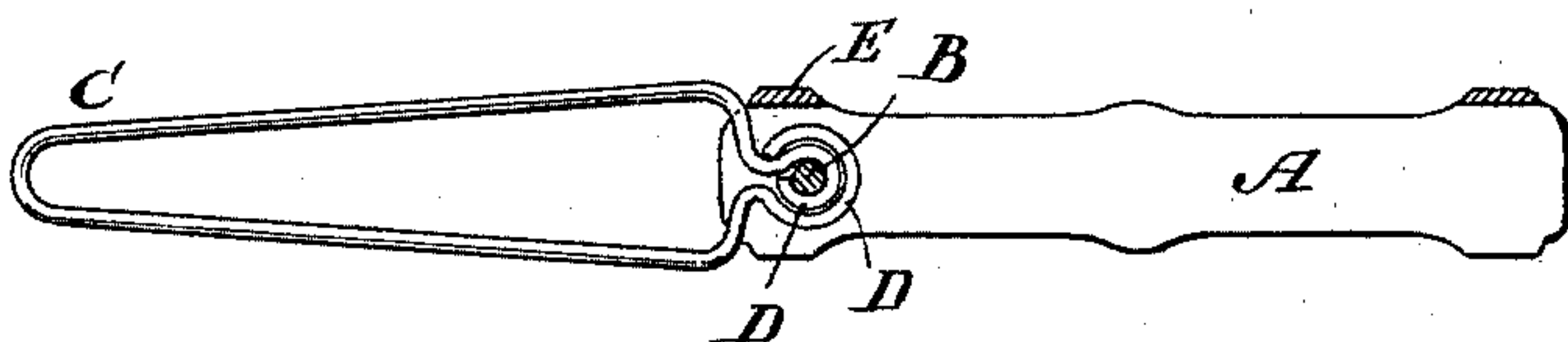



Fig. 4.



WITNESSES:

Eduard Wolff.
William Miller

INVENTOR:

Thomas W. G. Cook.

BY

Van Santword & Hauff

ATTORNEY.

UNITED STATES PATENT OFFICE.

THOMAS W. G. COOK, OF NEW YORK, N. Y.

BUTTONER.

SPECIFICATION forming part of Letters Patent No. 413,034, dated October 15, 1889.

Application filed March 28, 1889. Serial No. 305,182. (No model.)

To all whom it may concern:

Be it known that I, THOMAS W. G. COOK, a citizen of the United States, residing at New York city, New York, have invented new and useful Improvements in Buttoners, of which the following is a specification.

This invention relates to an improvement in buttoners, and by means of this invention the buttoner can be readily and durably constructed, as set forth in the following specification and illustrated in the accompanying drawings, in which—

Figure 1 shows a face view of a buttoner. Fig. 2 is an edge view of Fig. 1. Fig. 3 is a section along $x x$, Fig. 2. Fig. 4 is a view similar to Fig. 3, the buttoner being closed.

Similar letters indicate corresponding parts.

The handle A of the buttoner is shown similar to a knife-handle, and is provided with a pivot B for carrying the loop C of the buttoner. The loop C is formed of wire and the ends of the wire are bent so as to form a duplex eye D D, engaging the pivot B. By having a duplex eye the eye is made strong and durable, so as to readily bear considerable strain. By forming the duplex eye so that one portion surrounds or clasps the inner eye portion, said inner eye portion is prevented from spreading and loosing its hold on pivot B.

The device is serviceable in buttoning various articles—as, for example, gaiters, gloves, and other articles.

By swinging the loop C about pivot B the buttoner can be opened, Fig. 3, or closed, Fig. 4, as desired.

The handle A is shown formed with a stop E to hold the loop C in position when open, as seen in Figs. 1 to 3, where the loop C is shown resting against the stop E.

What I claim as new, and desire to secure by Letters Patent, is—

1. A buttoner consisting of the handle A, having a pivot, and a wire loop having its free ends formed into a duplex eye for engaging the pivot, substantially as described.

2. A buttoner consisting of the handle A, having a pivot, and a wire loop having its free ends formed into a duplex eye for engaging the pivot, one portion of said duplex eye being made to surround or clasp the other portion, substantially as described.

In testimony whereof I have hereunto set my hand in the presence of two subscribing witnesses.

THOMAS W. G. COOK.

Witnesses:

WILLIAM C. HAUFF,
KATIE M. KASTENHUBER.