

(No Model.)

F. KERRIGAN.
BUTTON OR ORNAMENT.

No. 412,512.

Patented Oct. 8, 1889.

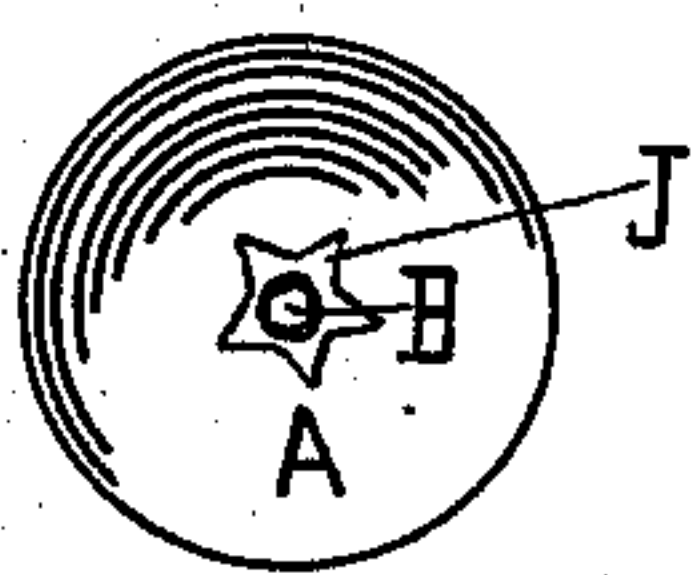


Fig. 1.

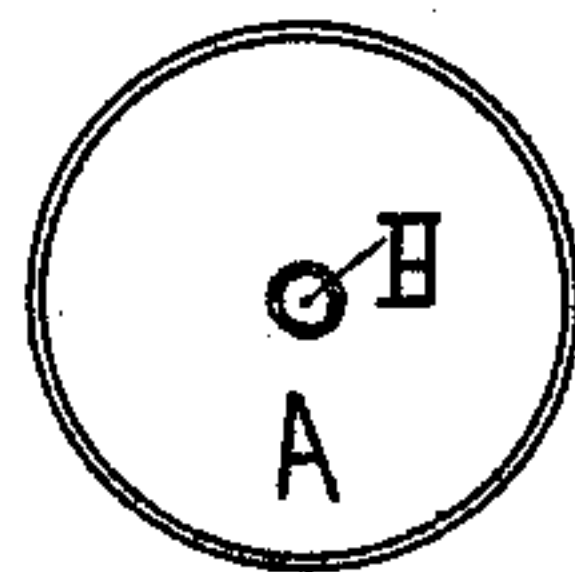


Fig. 2.




Fig. 4.

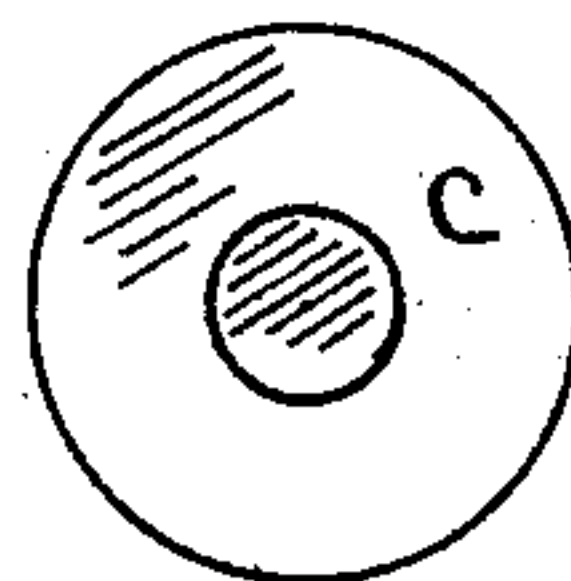


Fig. 3.

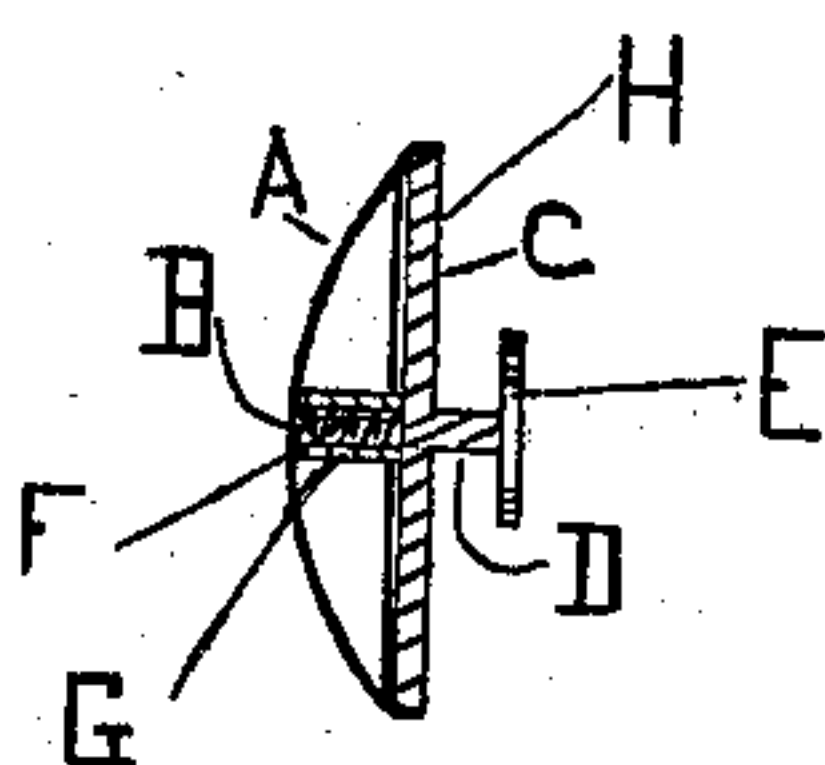


Fig. 5.

WITNESSES:

Francis M. Ireland.

Celeste P. Chapman.

INVENTOR

Francis Kerrigan,

By *Francis W. Parker*

ATTORNEY.

UNITED STATES PATENT OFFICE.

FRANK KERRIGAN, OF CHICAGO, ILLINOIS, ASSIGNOR OF ONE-HALF
TO J. J. ALTPETER, OF SAME PLACE.

BUTTON OR ORNAMENT.

SPECIFICATION forming part of Letters Patent No. 412,512, dated October 8, 1889.

Application filed December 8, 1888. Serial No. 293,059. (No model.)

To all whom it may concern:

Be it known that I, FRANK KERRIGAN, a citizen of the United States, and a resident of Chicago, in the county of Cook and State of Illinois, have invented a new and useful Indicating Button or Ornament, of which the following is a specification.

My invention relates to devices—such as buttons or pins—for use on the garments and clothes of children particularly, and has for its object to provide some such article with convenient means whereby the name or address or other indicating-mark applicable to the wearer may be contained within such article.

My invention is illustrated in the accompanying drawings, wherein—

Figure 1 is a plan view of a button wherein my device is illustrated. Fig. 2 is a reverse view of the top. Fig. 3 is a bottom view. Fig. 4 is a view of the removable card. Fig. 5 is a cross-section.

Like parts are indicated by the same letter in all the figures.

A is a crown, shell, or top, which may be in any convenient form, and is hollow within and has a central screw-threaded aperture B.

C is a base-plate, with which is formed the stem D, which projects on opposite sides of such base-plate. The stem B has at one end the disk E and at the other the screw-threaded portion F. Continuous with the aperture B in the shell A is the screw-threaded sleeve G, which receives the screw-threaded portion of the stem F. The plate C is received into, though it may abut against, the edges of the crown or top A.

H is a removable disk of any desired material, upon which the name or address of the wearer may be placed. It is quite clear that these parts may be made in any desired shape, and for the base-plate C a pin or other suitable fastening device could be substituted, and the crown or top A could be in any desired shape.

The essential features of the structure are the button or pin, which contains an interior movable address or indicating plate or card.

J is a star raised or impressed on the surface of the top.

The use and operation of my invention are as follows: The card H, of paper, board, or metal, may have inscribed thereon the name of the wearer or the address or other indicating sign or words, and it is placed within the crown and about the sleeve G, and the base-plate, with its stem, is then screwed into position, so as to make a neat, ornamental, and useful button, in which is contained the indicating-card. On the surface of the top A is placed a star, the points radiating from the center of the aperture B. This button so arranged is now used, or a number of them might be used, in fastening the apparel of a person, as a child. If now the child is lost or injured, or in the case of an adult killed, the persons examining the wearer will be notified by the star or other indicating device on the outside of the button that the button is capable of separation. The parts are then separated and the name and address of the wearer are learned.

Having thus described my invention, what I claim, and desire to secure by Letters Patent, is as follows:

1. The combination of the base-plate C, stem D, and disk E with the removable crown A and indicating-card H, substantially as shown and described.

2. The combination of a base-plate C, stem D, disk E, stem G, and crown A, removably secured to the stem G, substantially as shown and described.

FRANK KERRIGAN.

Witnesses:

FRANCIS M. IRELAND,
C. P. CHAPMAN.