

(No Model.)

C. M. GAY.

PEN HOLDER GUIDING ATTACHMENT.

No. 412,174.

Patented Oct. 1, 1889.

Fig. 1.

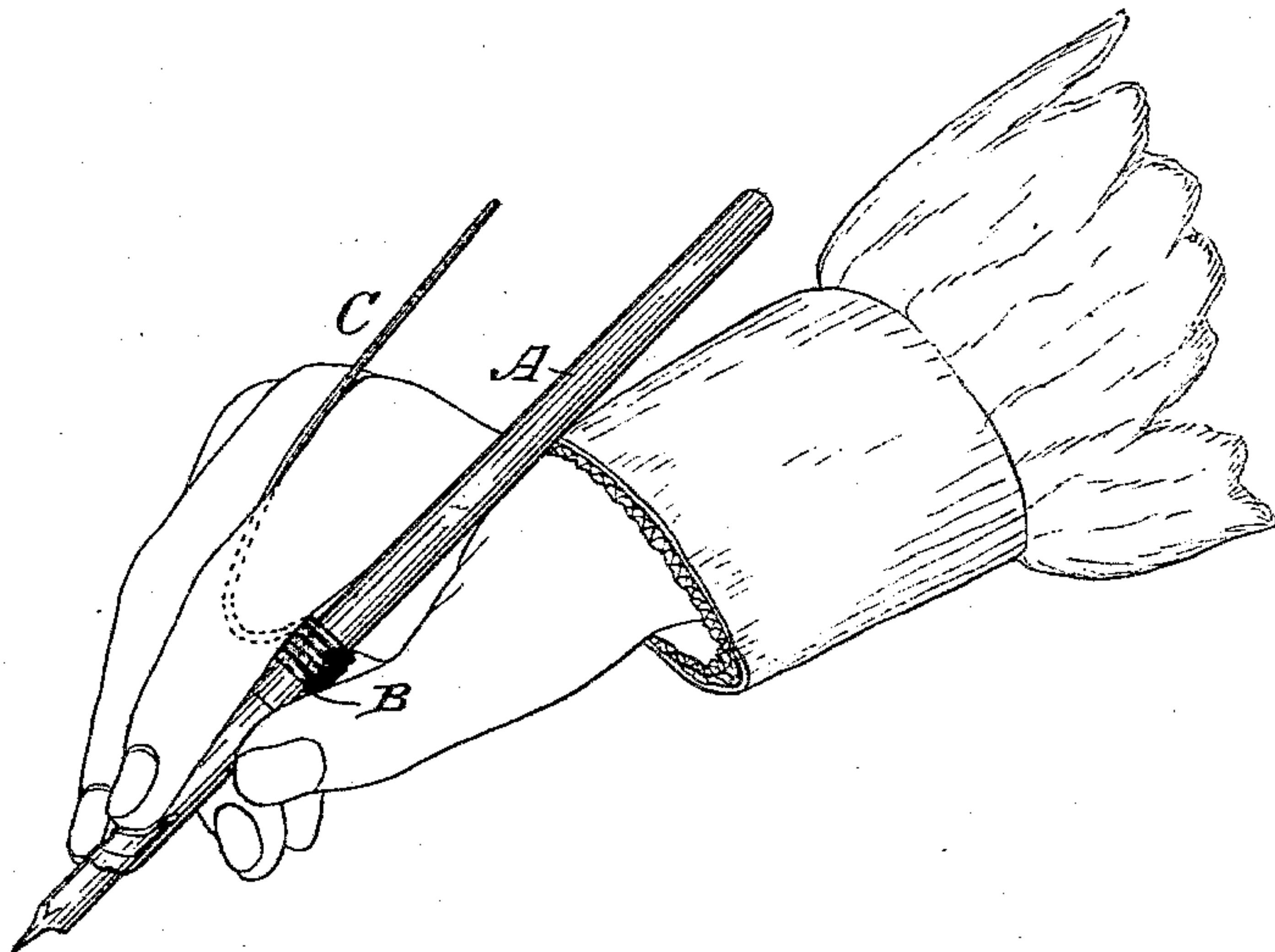


Fig. 2.

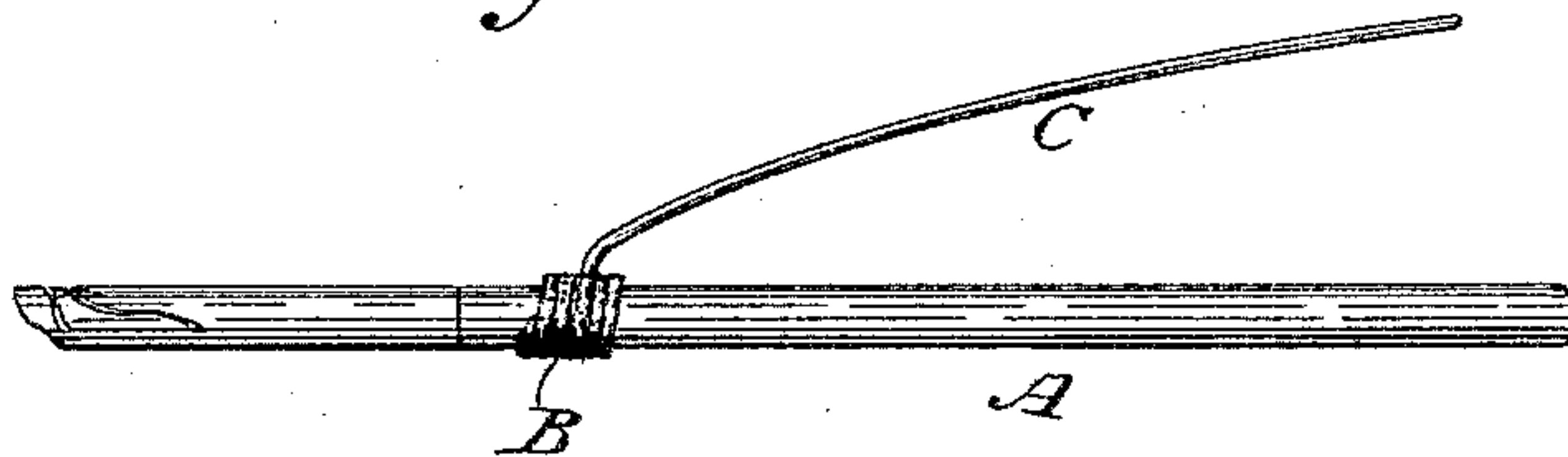


Fig. 3.

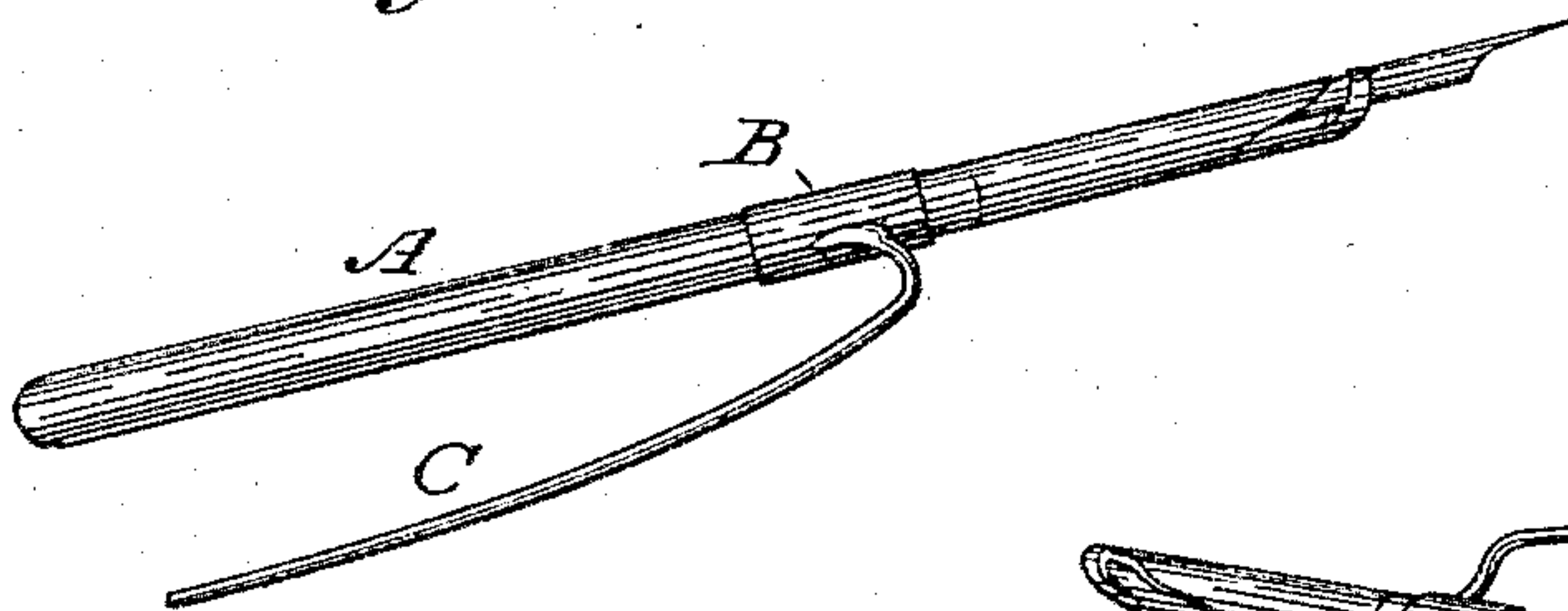



Fig. 4.



Witnesses

Chas E. Gorton.
C. A. Skunkle

Inventor

Cassius M. Gay
By his Attorney
Wm A. Skunkle

UNITED STATES PATENT OFFICE.

CASSIUS M. GAY, OF OAK PARK, ASSIGNOR OF ONE-HALF TO FRANK H. PALMER, OF MAPLE PARK, ILLINOIS.

PEN-HOLDER GUIDING ATTACHMENT.

SPECIFICATION forming part of Letters Patent No. 412,174, dated October 1, 1889.

Application filed May 23, 1889. Serial No. 311,767. (No model.)

To all whom it may concern:

Be it known that I, CASSIUS M. GAY, a citizen of the United States, residing at Oak Park, in the county of Cook, State of Illinois, have invented certain new and useful Improvements in Pen-Holder Guiding Attachments, of which the following is a description.

My invention consists of a sleeve adapted to fit firmly upon a pen-holder and support a side spur or projecting branch which embraces the finger against which the holder rests and bears upon the hand at the juncture of this finger with the next one. Its objects are to provide a pen-holder guide that may be adjusted in any direction to adapt it to any size or shape of hand, and when so adjusted it will compel the writer to hold the pen in proper position on the paper and not impair the free movement of the hand in the least.

In the accompanying drawings, Figure 1 is a perspective view showing the application of my improved pen-guiding device, and Figs. 2, 3, and 4 illustrate several modifications of the details.

Upon the pen-holder A is fitted a sleeve B, which may be firmly held in any desired position by frictional contact or by means of a set-screw or any other of the many well-known forms of fastening. This sleeve may be a cylinder or any of the well-known substitutes therefor, and it supports a side spur or branch C, which may be attached to it in any proper manner. This spur I prefer to make of metal wire that may readily be bent to adapt it to embrace large or small fingers; but other material might, if desired, be employed.

In practice the sleeve may be slipped along the holder to graduate the length in front of the grasp; or it may be slipped around the holder to change the presentation of the pen-nibs to the paper.

When once properly adjusted to a hand the device compels the writer to assume and maintain a correct position. It may be very cheaply constructed and easily manipulated, and is therefore of great value as an educational device for both children and adults.

I have shown and described my invention in the simplest forms that have occurred to me, but obviously the details of construction might be changed or varied within wide limits without departing from the spirit of my invention as set forth in the following claim.

I am aware that many pen-guiding devices have been patented and put upon the market; but I am not aware that any of them have come into general use, owing, I think, to objectionable features, which I have sought to overcome.

What I claim as of my own invention, and desire to secure by Letters Patent, is—

The herein-described pen-guide, consisting of the sleeve to embrace a pen-holder, and having a side spur or projection which is adapted to pass beneath the finger next to the holder and rest upon the hand at the juncture of said finger and the next adjacent finger, substantially as hereinbefore set forth.

In testimony whereof I hereto affix my signature in presence of two witnesses.

CASSIUS M. GAY.

Witnesses:

A. M. BENNETT,
WM. A. SKINKLE.