

(No Model.)

C. GOOCH.
GAME BOARD OR APPARATUS.

No. 411,221.

Patented Sept. 17, 1889.




Fig. 1

Fig. 2.

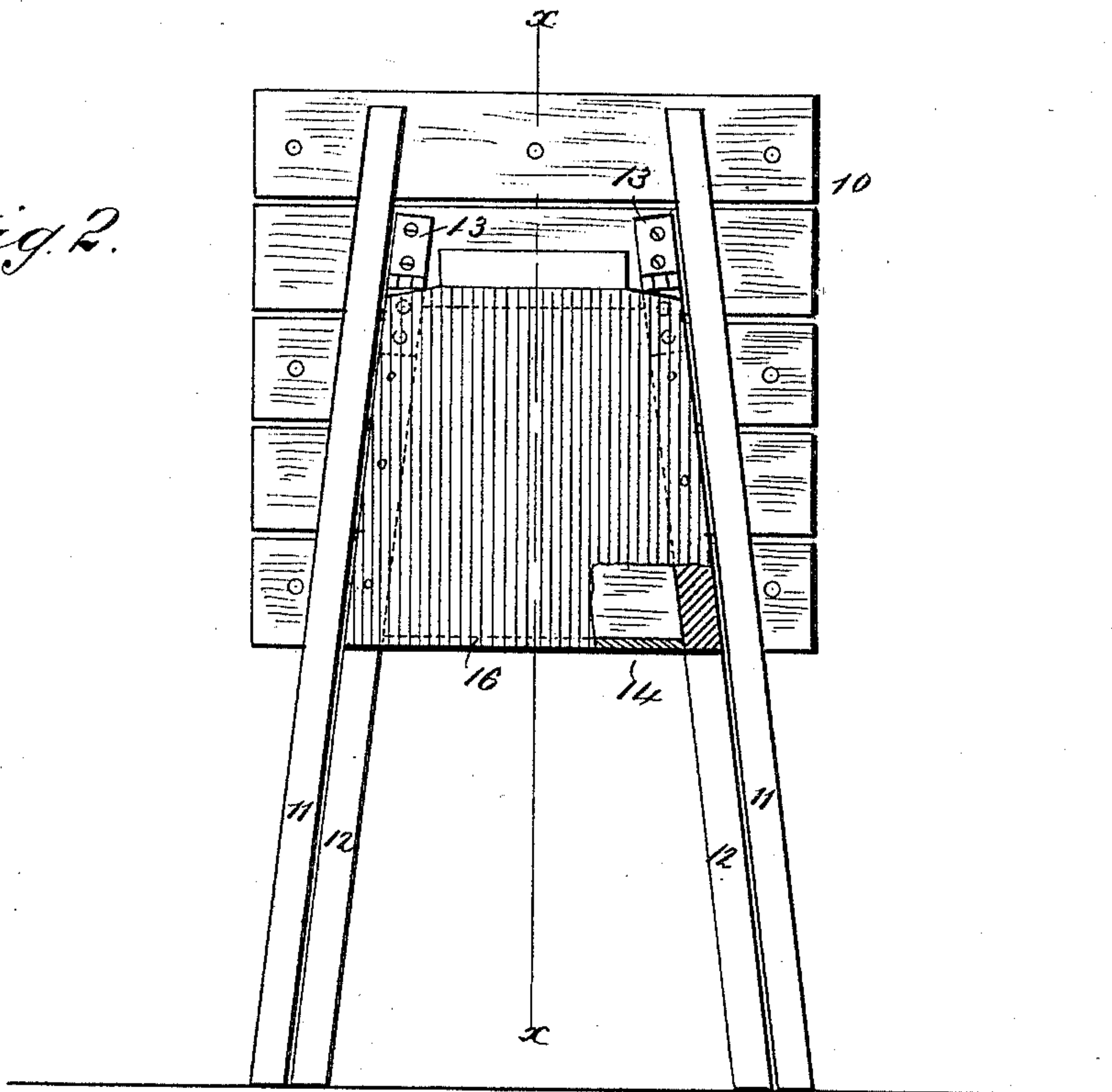
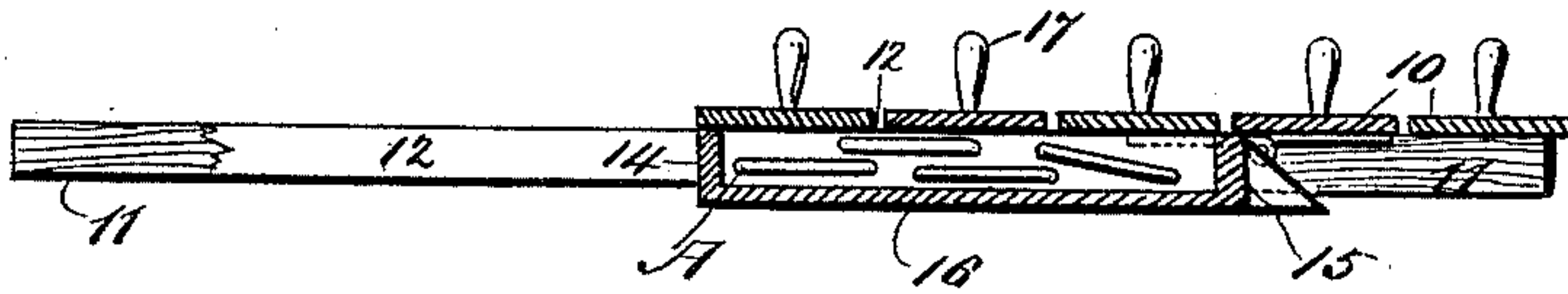


Fig. 3.



WITNESSES:

J. McArdle,
C. Sackett

INVENTOR:

C. Gooch

BY

Munn & Co.

ATTORNEYS.

UNITED STATES PATENT OFFICE.

CHARLES GOOCH, OF CINCINNATI, OHIO.

GAME BOARD OR APPARATUS.

SPECIFICATION forming part of Letters Patent No. 411,221, dated September 17, 1889.

Application filed June 18, 1889. Serial No. 314,757. (No model.)

To all whom it may concern:

Be it known that I, CHARLES GOOCH, of Cincinnati, in the county of Hamilton and State of Ohio, have invented a new and Improved Game Board or Apparatus, of which the following is a full, clear, and exact description.

The appliances employed in the game sold under the name of "Pitchette" consist of a target or board that is supported by two rigidly-connected legs and by two folding legs, detachable pins, and quoits, and heretofore separate packages or boxes that had to be made for the quoits and pins; but this method of packing often resulted in the loss of the pins and quoits, and necessarily increased the size of the entire package. To obviate this difficulty and to provide for the secure housing of the pins and quoits, I so construct the target that when the folding legs are moved to the position they occupy when the target is packed for transportation there will be formed a box-like structure between the target and the cross-leaf or back that is carried by the folding legs, all as will be hereinafter more fully explained, and specifically pointed out in the claim.

Reference is to be had to the accompanying drawings, forming a part of this specification, in which similar figures of reference indicate corresponding parts in all the views.

Figure 1 is a perspective view of the target and its attachments, representing the same as it appears when adjusted for use. Fig. 2 is a rear view of the target, the folding legs

being represented as they appear when moved to the position they assume when the parts are packed for transportation; and Fig. 3 is a sectional view on line *x x* of Fig. 1.

In the drawings, 10 represents the target, 11 the fixed legs that are secured thereto, and 12 legs that are connected to the bracket by hinges 13. Between the legs 12, I arrange cross-strips 14 and 15, and to the rear faces of said legs I connect a leaf or board 16, thus forming a box-like structure A, which, when the parts are adjusted as represented in Figs. 2 and 3, is closed by the target 10 and affords a secure place within which the pins 17 and the quoits 18 may be packed. The cross-strips 14 and 15 are preferably secured to legs 12, but may be otherwise secured in practice, if desired.

The arrangement above described provides for the secure housing of the game paraphernalia, and at the same time increases the stability of the target.

Having thus described my invention, I claim as new and desire to secure by Letters Patent—

The combination, with a target provided with rigid legs, of legs 12, hinged thereto, cross-strips 14 and 15, arranged between the legs 12, and a back or leaf 16, and the removable pins adapted to be received in the box formed by said legs, cross-strips, and leaf, substantially as described.

CHARLES GOOCH.

Witnesses:

EDWARD C. FERGUSON,
EPHRAIM MARTIN.