

(No Model.)

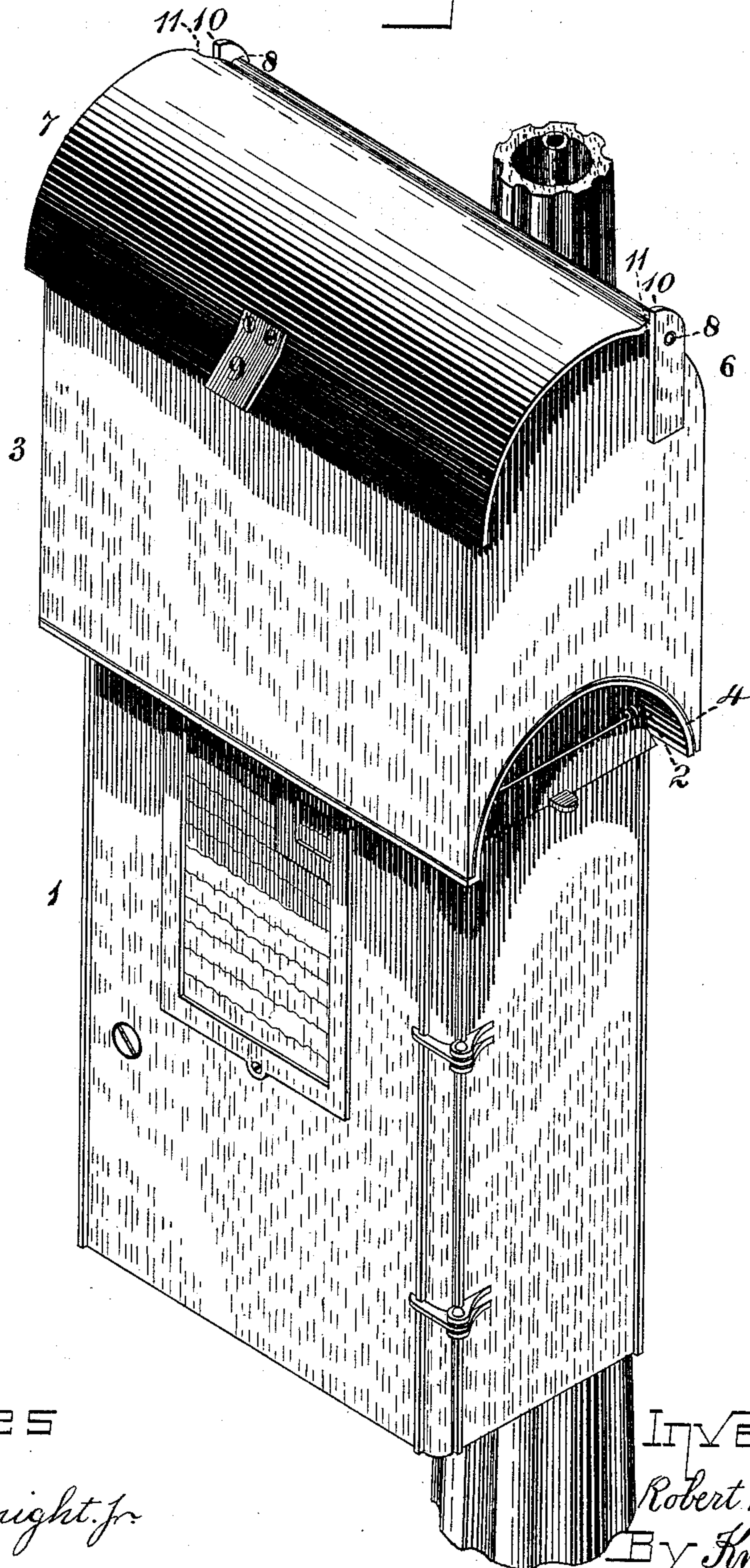
2 Sheets—Sheet 1.

R. B. LEWIS.  
ATTACHMENT FOR MAIL BOXES.

No. 410,905.

Patented Sept. 10, 1889.

Fig 1.



Witnesses

Geo. H. Knight, Jr.  
Lillie Hanna

Inventor

Robert B. Lewis.

By Knight Bros.

Attorneys

(No Model.)

2 Sheets—Sheet 2.

R. B. LEWIS.  
ATTACHMENT FOR MAIL BOXES.

No. 410,905.

Patented Sept. 10, 1889.

Fig. II.

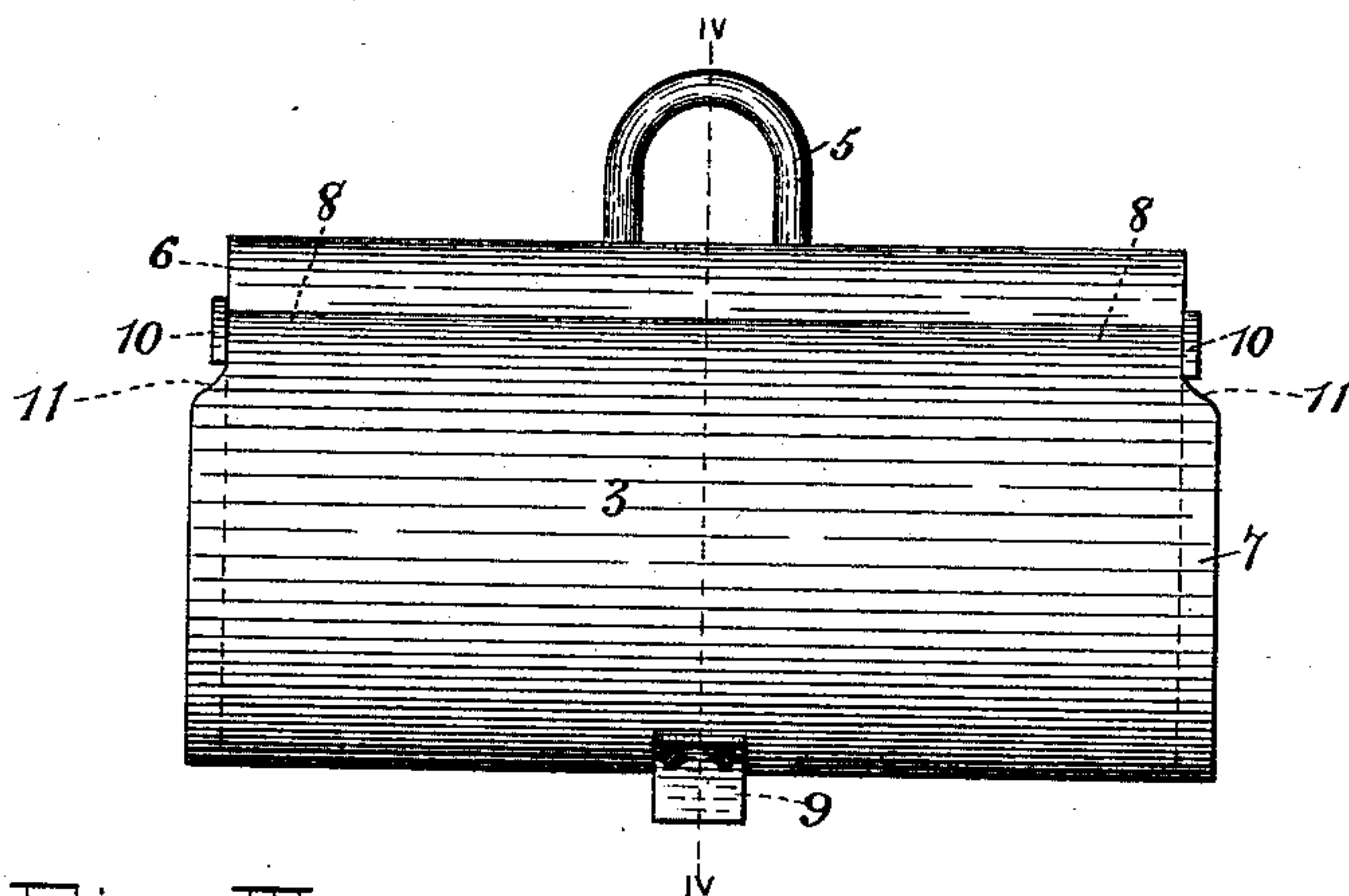


Fig. III.

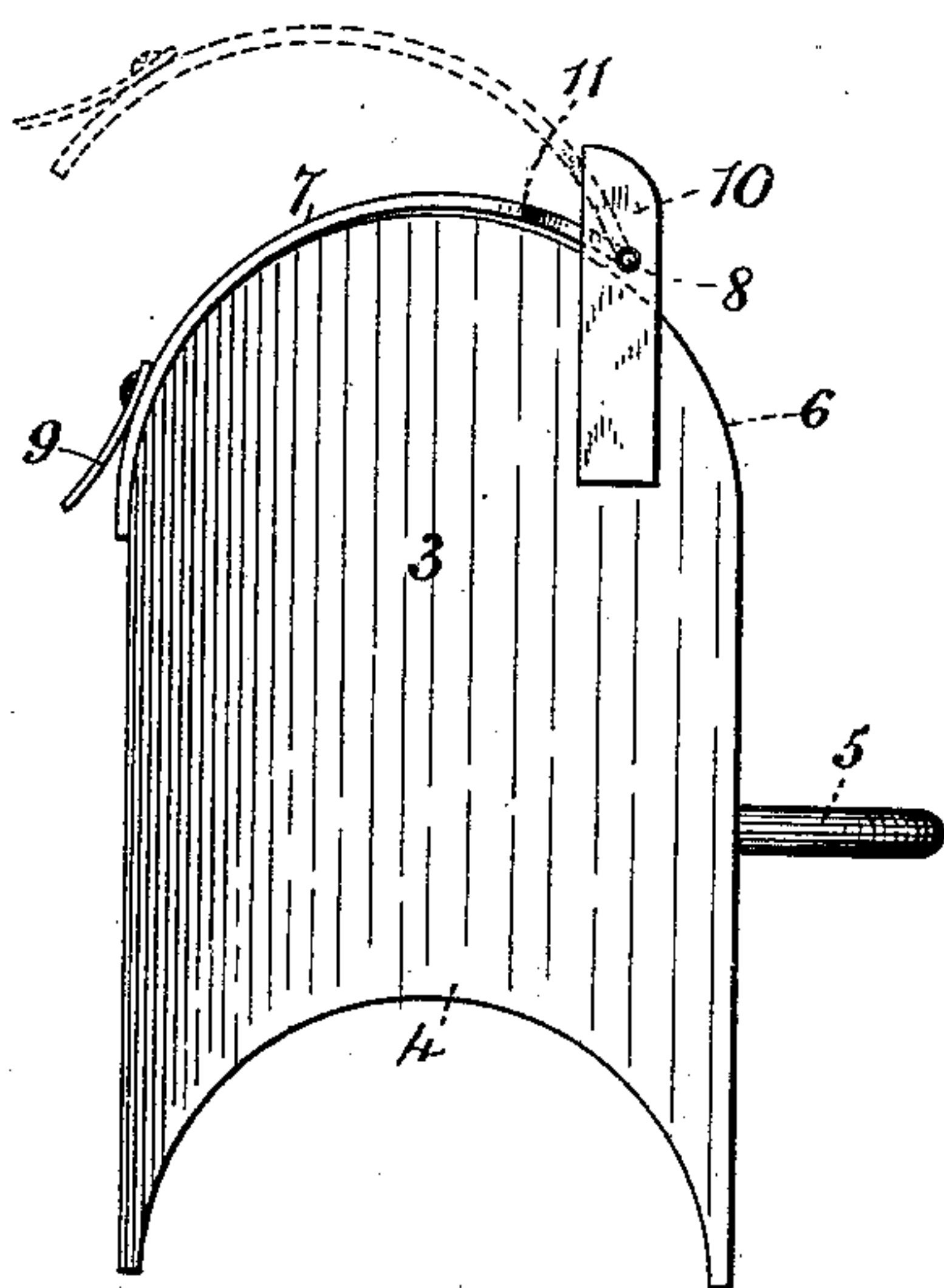
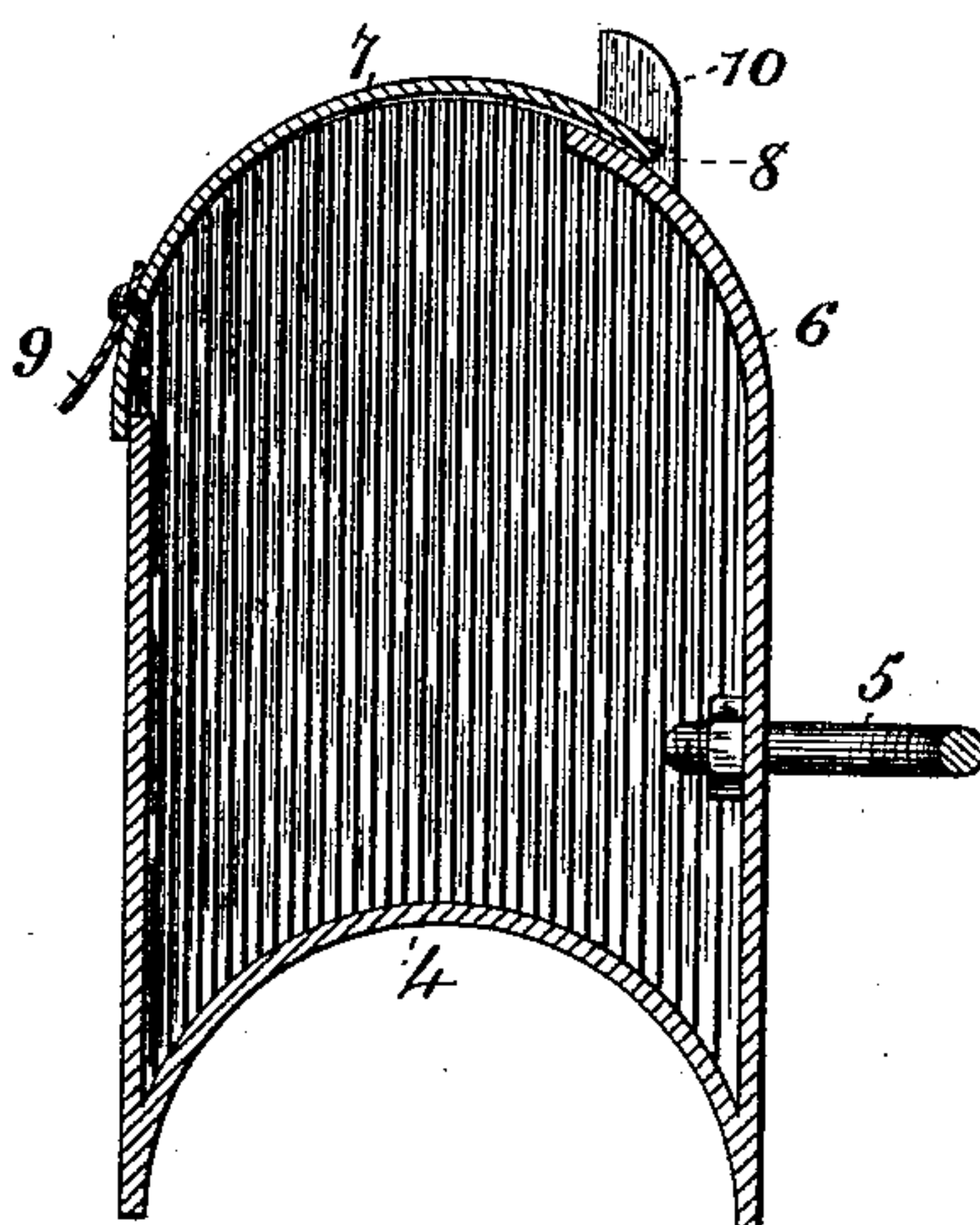


Fig. IV.



*Attest:*  
Geo. T. Smallwood,  
Jas. H. McEachran

*Inventor:*  
Robert B. Lewis  
By *Knightrider*  
*attys:*



# UNITED STATES PATENT OFFICE.

ROBERT B. LEWIS, OF NEW YORK, N. Y., ASSIGNOR OF TWO - THIRDS TO  
HARRY V. SNEAD, OF SAME PLACE, AND WILLIAM B. FONDA, OF MOR-  
RISTOWN, NEW JERSEY.

## ATTACHMENT FOR MAIL-BOXES.

**SPECIFICATION** forming part of Letters Patent No. 410,905, dated September 10, 1889.

Application filed February 14, 1889. Serial No. 299,838. (No model.)

*To all whom it may concern:*

Be it known that I, ROBERT B. LEWIS, a citizen of the United States, residing at New York, in the county and State of New York, have invented certain new and useful Improvements in Attachments for Mail - Boxes, of which the following is a specification.

My invention is an improved package or newspaper box attachment for letter-boxes; and it consists in novel features of construction, hereinafter described, and pointed out in the claims.

In the accompanying drawings, which form a part of this specification, Figure I represents in perspective my attachment applied to the ordinary letter-box. Fig. II is a top view. Fig. III is an end elevation, the cover being shown open in dotted lines. Fig. IV is a vertical section transverse of the attachment on the line IV IV, Fig. II.

1 represents an ordinary letter-box fastened to a lamp-post or other support in the customary manner, and having usual convex top 2.

3 is a receptacle for third and fourth class matter, applied to the top of the ordinary letter-box, and having a concave bottom 4 to correspond with the top of the latter, so that it may be held securely in place when an ordinary shackle or clamp 5 is passed around the lamp-post or other support. The top 6 of the back of the box 3 is curved forward, so as to effectually prevent the entry of rain to the rear of the box. The curved cover 7 has its hinges 8 placed sufficiently to rear of the top to prevent any rain from entering the box. The cover 7 has a finger-piece 9, whereby it may be lifted by the postman or person wishing to put mail into the said additional box.

The upward movement of the cover is limited by stops 10, against which shoulders 11 on the cover abut and prevent the passage of its center of gravity beyond the plane of the hinges, so that when the cover is released it will fall by gravity to closed position.

Having thus described my invention, the following is what I claim as new therein and desire to secure by Letters Patent:

1. An attachment for mail-boxes, consisting of a receptacle 3, having its back formed with a curved top 6, adapted to shed water rearwardly, a cover 7, hinged in rear of the front edge of the curved top, and a stop arranged to arrest the cover before the center of gravity of the latter passes over its hinge, so that the cover will fall automatically to closed position when released after being raised, substantially as described.

2. An attachment for mail-boxes, consisting of a receptacle 3, having its back formed with a curved top 6, adapted to shed water rearwardly, a cover 7, formed with shoulders 11 at its ends and hinged in rear of the front edge of the curved top, and the stops 10 on the ends of the receptacle, to which the cover is hinged and against which the shoulders abut to arrest the cover before the center of gravity of the latter passes over its hinge, so that the cover will fall automatically to closed position when released after being raised, substantially as described.

ROBERT B. LEWIS.

Witnesses:

JOSEPH B. BRAMAN,  
JOSEPH C. BRAMAN.