

(No Model.)

G. SCHELKER.

PICTURE HOLDER ATTACHMENT FOR WATCH CASES.

No. 410,808.

Patented Sept. 10, 1889.

Fig. 1.

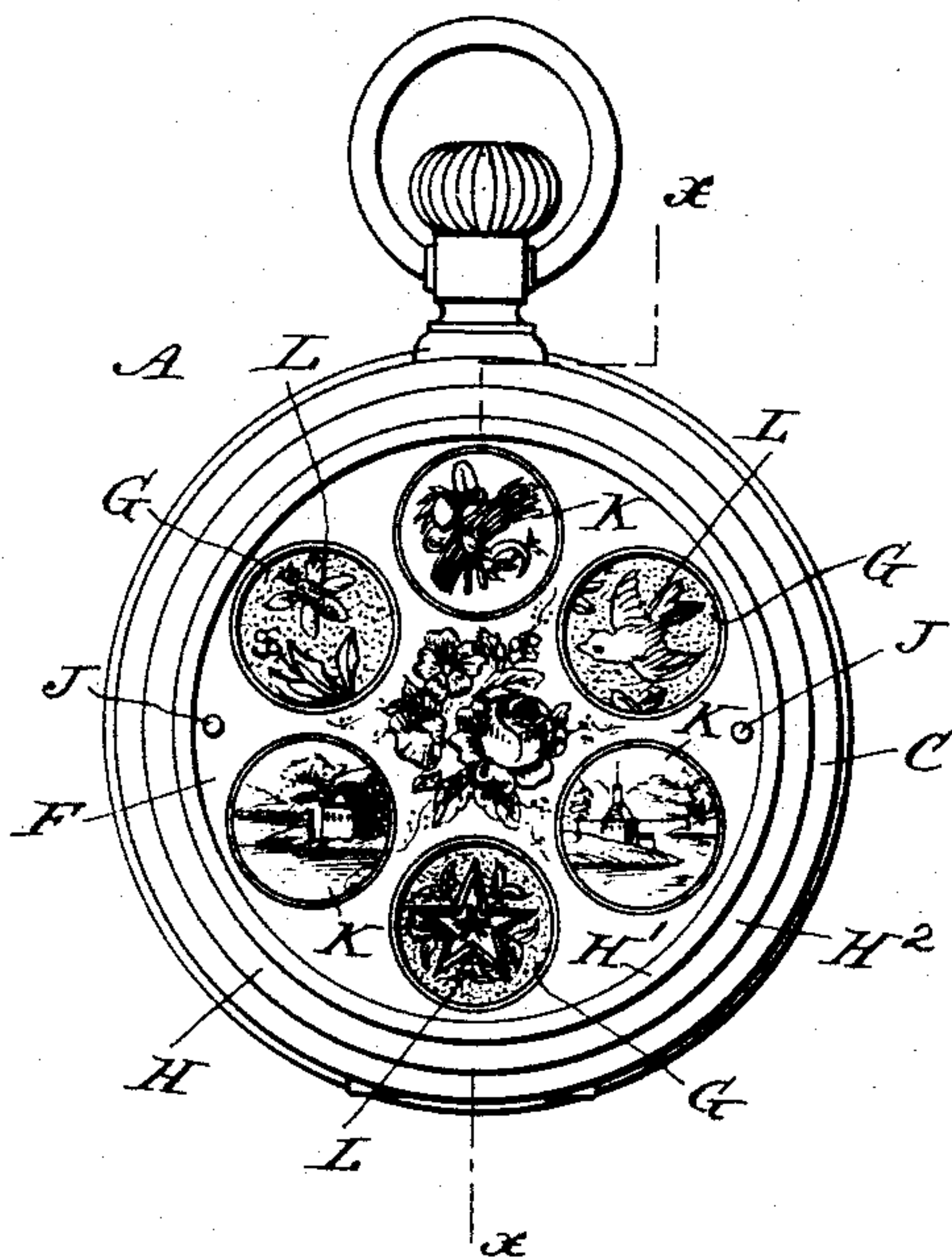


Fig. 2.

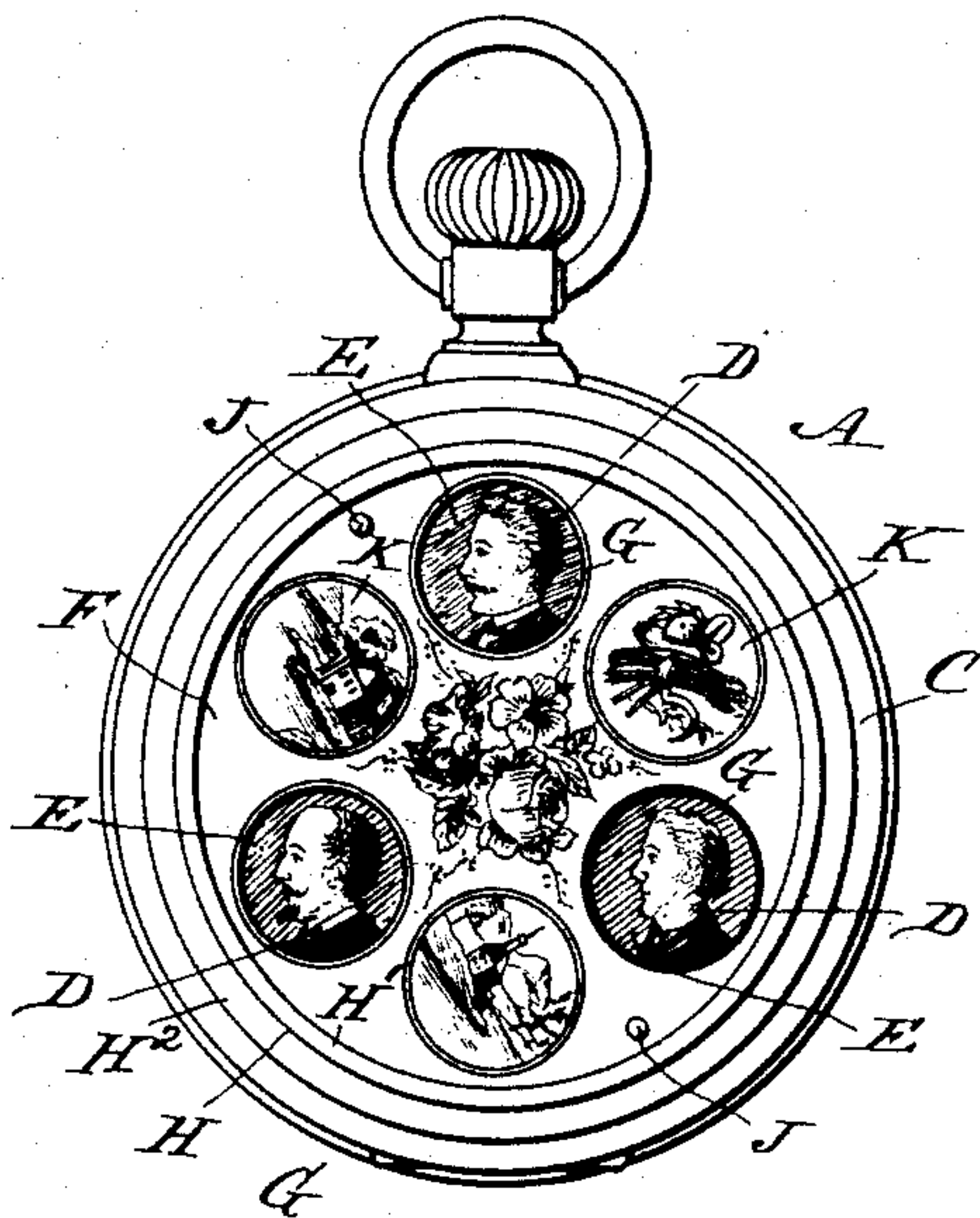


Fig. 3.

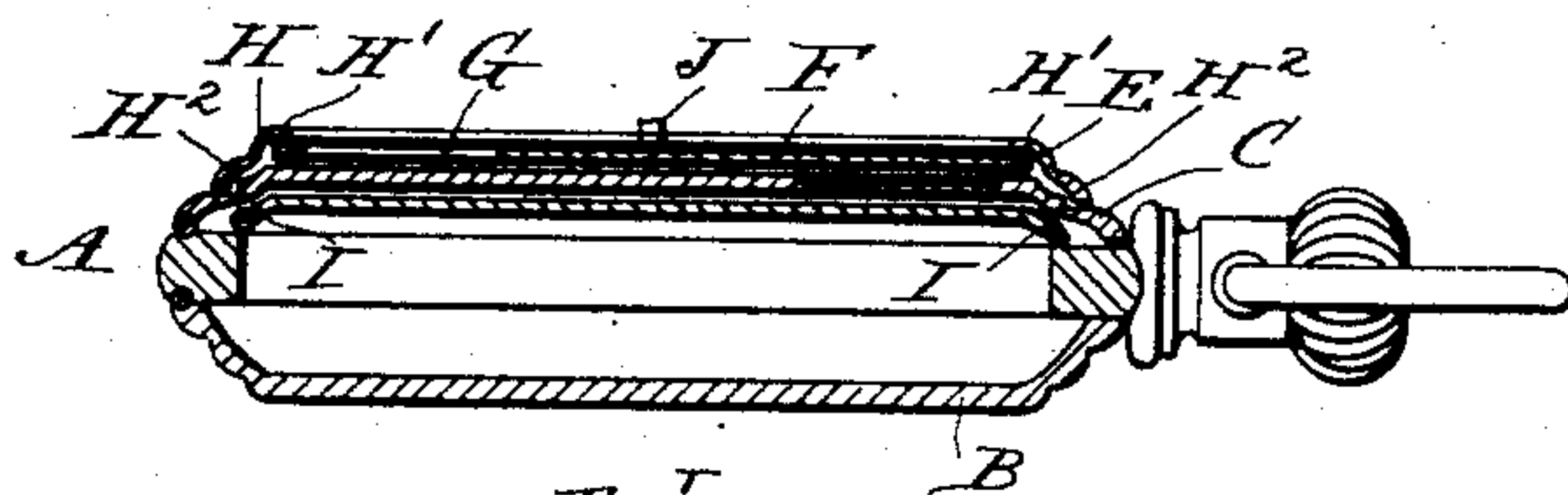
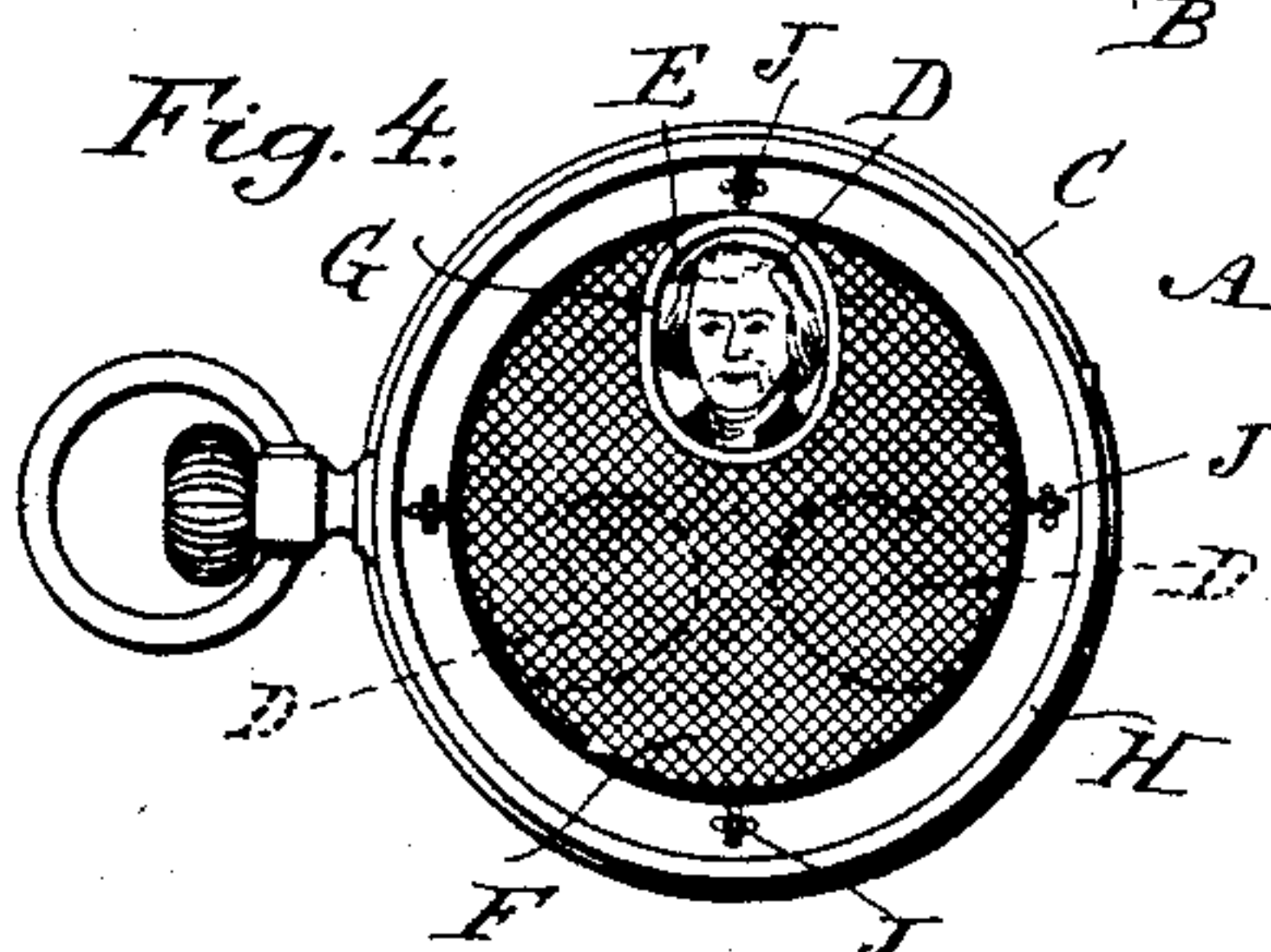


Fig. 4.



WITNESSES:

D. C. Reusch.
C. Sedgwick

INVENTOR:

G. Schelker
Munn & Co.

BY

ATTORNEYS.

UNITED STATES PATENT OFFICE.

GASPARD SCHELKER, OF BROOKLYN, NEW YORK, ASSIGNOR OF ONE-HALF
TO HENRY GOLL, OF SAME PLACE.

PICTURE-HOLDER ATTACHMENT FOR WATCH-CASES.

SPECIFICATION forming part of Letters Patent No. 410,808, dated September 10, 1889.

Application filed May 24, 1889. Serial No. 311,937. (No model.)

To all whom it may concern:

Be it known that I, GASPARD SCHELKER, of Brooklyn, in the county of Kings and State of New York, have invented a new and Improved Watch-Case, of which the following is a full, clear, and exact description.

The object of the invention is to provide a new and improved watch-case supporting on the outside of one or both covers pictures adapted to be covered or uncovered by a simple device at the will of the wearer.

The invention consists of certain parts, and details and combinations of the same, as will be hereinafter fully described, and then pointed out in the claims.

Reference is to be had to the accompanying drawings, forming a part of this specification, in which similar letters of reference indicate corresponding parts in all the figures.

Figure 1 is a face view of the improvement, showing the pictures covered up by the disk. Fig. 2 is a like view of the same, showing the pictures uncovered. Fig. 3 is a transverse section of the improvement on the line $x x$ of Fig. 1, and Fig. 4 is a face view of a modified form of the improvement.

The improved watch-case A is provided with the usual covers B and C, of which B is the front cover and C the rear cover. The front cover may be left off if the casing is intended for an open-face watch.

One or both of the covers B and C are provided on the outer face with a number of pictures D, preferably photographic or other portraits, fastened in recesses E, formed in the respective cover. The recesses are preferably of circular or oval form, as shown in the drawings, and are arranged in a circle equal distances apart.

On the face of the cover is mounted, to turn, a disk F, provided with one or a number of apertures G, similar in shape to the recesses E, and arranged in a circle equal distances apart, so as to register with or disconnect from the recesses E, containing the pictures D. As shown in Figs. 1 and 2, three apertures are formed in the disk F, while in the disk shown in Fig. 4 but one aperture is represented. The disk F is held in place on the

face of the cover by a ring H, the rim of which is formed by two segmental sections H' and H^2 , of which the latter has the larger diameter, and is adapted to be sprung onto a circular offset I, formed on the face of the respective cover B or C. The ring H is thus securely held in place on the cover, and the top segmental section H' is bent over sufficiently to cover the top of the disk F, so as to prevent the latter from passing through the ring H, at the same time permitting the disk F to turn within the ring H on the face of the cover E or C.

In order to conveniently turn the disk F, I may provide the same with lugs or offsets J, projecting slightly from the outside of the disk within the opening of the ring H.

Between the apertures G of the disk H may be engraved or otherwise formed ornaments K, and similar ornaments L may be formed between the several recesses E in the cover, as is plainly shown in Figs. 1 and 2, respectively.

When the disk F is in the position shown in Fig. 1, the apertures G do not register with the recesses E, containing the pictures D, so that the latter are hidden from view. When the operator desires to uncover the pictures D, he turns the disk F by taking hold of the lugs J until the apertures G register with the recesses E, as illustrated in Fig. 2. The pictures D now appear in full view.

In the device shown in Fig. 4 only one picture is visible at a time.

Thus it will be seen that by a very simple device pictures, preferably portraits, held on one or both covers of the watch-case can be covered or uncovered at the will of the wearer.

Having thus fully described my invention, I claim as new and desire to secure by Letters Patent—

1. In a watch-case, the combination, with one of the outer covers or lids provided with a circular offset I, of a bezel $H' H^2$, sprung upon said offset, and a revoluble apertured disk F, resting over the outer face of said cover, under the bezel, substantially as set forth.

2. In a watch-case, the combination, with
one of the outer lids or covers having a cir-
cular offset I and a concentrically-arranged
series of picture-receiving recesses, of the
5 bezel H' H², sprung upon said offset, and the
revoluble disk F, resting over the recessed
face of the lid or cover, under the bezel, and

having an aperture and a pin or projection J,
substantially as set forth.

GASPARD SCHELKER.

Witnesses:

THEO. G. HOSTER,
C. SEDGWICK.