

(No Model.)

A. J. GOOSTREE.
APPLIANCE FOR CONTROLLING AND PREVENTING FIRE IN BUILDINGS.
No. 410,359. Patented Sept. 3, 1889.

Fig. 1.

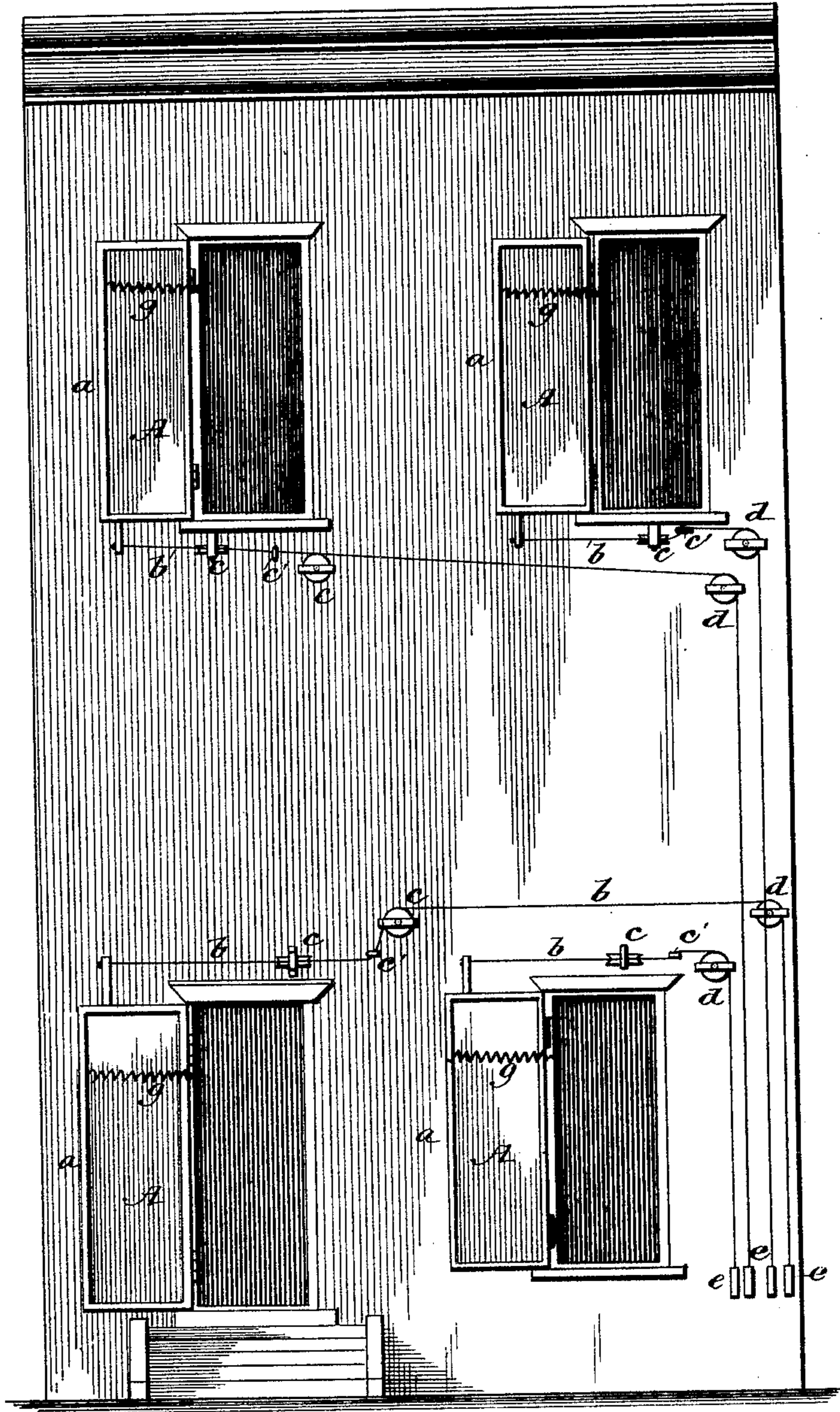


Fig. 3.

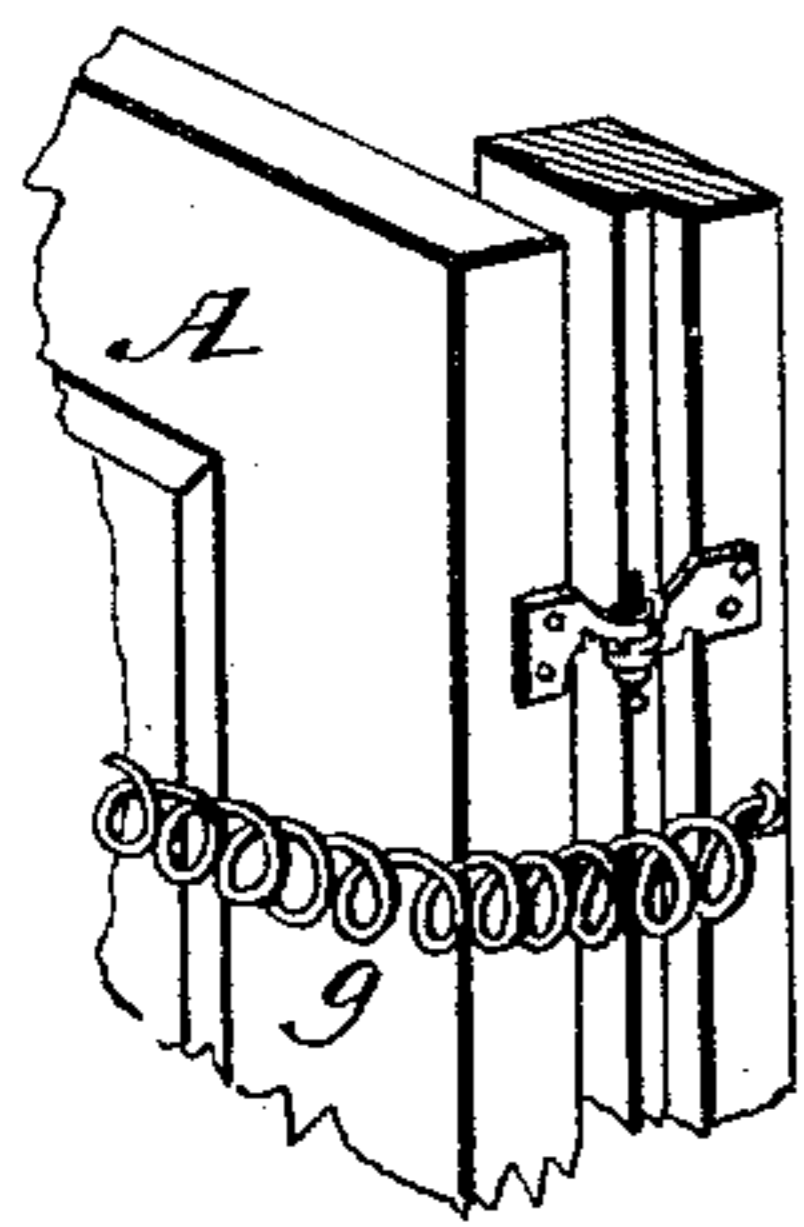
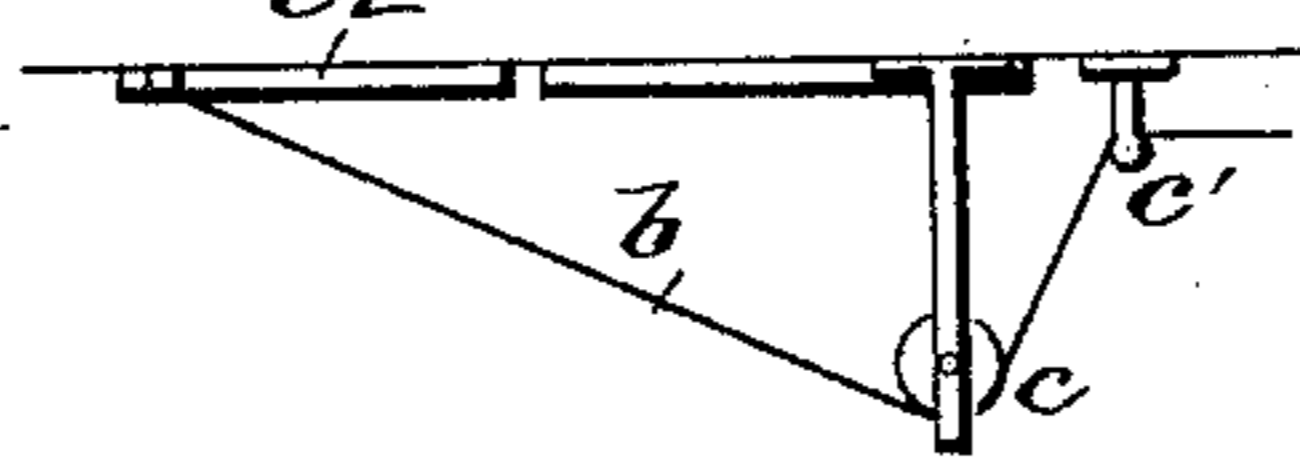


Fig. 2.



WITNESSES:
Fred G. Dieterich
Chas. R. Wright

INVENTOR:
Andrew J. Goostree
BY *Mann & Co.*

ATTORNEYS.

UNITED STATES PATENT OFFICE.

ANDREW J. GOOSTREE, OF FOXVILLE, ILLINOIS.

APPLIANCE FOR CONTROLLING AND PREVENTING FIRE IN BUILDINGS.

SPECIFICATION forming part of Letters Patent No. 410,359, dated September 3, 1889.

Application filed May 1, 1888. Serial No. 272,607. (No model.)

To all whom it may concern:

Be it known that I, ANDREW J. GOOSTREE, of Foxville, in the county of Marion and State of Illinois, have invented certain new and useful Improvements in Appliances for Controlling and Preventing Fires in Buildings, of which the following is a specification.

This invention has in view to provide new and useful improvements in fire-extinguishers, having for its object, more especially, to utilize the principle or method of cutting off or excluding drafts or currents of air from the flames within a burning building or vessel in order to extinguish the same.

The invention consists of the particular construction and arrangement of parts, as hereinafter fully set forth, and pointed out in the claim.

In the accompanying drawings, Figure 1 is a side elevation of a building having my improvement applied. Fig. 2 is a detailed plan view showing one of the pulleys, its support, and a blind or shutter with its closing line or wire; and Fig. 3 is a detail perspective view showing the hinge and spring on an enlarged scale.

In carrying out my invention I apply to a building, upon the outside, shutters A for closing the window-openings, and to outside door-openings I apply auxiliary or supplementary doors A', the said doors opening outward, as clearly shown in the drawings.

In order to render the shutters and doors air-tight, or practically so, they are provided around their margins with cushions or strips of rubber *a a* to exclude drafts or currents of air from the building, thus suppressing the flames and finally extinguishing the same in case of the taking fire of the building. These shutters and doors have connected to each of them a wire or line *b*, which is carried or extended through or over frames or pulleys *c c* and eye-brackets or supports *c' c'*, arranged upon and applied to the outside of the building. It may be as shown. Each wire or line *b* is finally passed through or over a frame or pulley *d*, also applied to the outside of the building, it thence extending down within

convenient reach for manipulation and having its free end provided with a tab *e*, which in practice may be so marked or designated as to identify its connection with its respective shutter or door. The closing of the shutters and doors is rendered more effective by the action of springs *g g*, so as to act upon the same. The shutters and doors are held open against the action of the springs by the hinges, which have the ordinary inclines.

In operation by pulling or drawing upon the wires or lines *b b* at their outer tabbed ends the shutters and outside doors can be readily and quickly closed, thus cutting off or excluding, as above described, the air currents or drafts from the building, as is resorted to in the event of the same taking fire, and whereby the flames would be suppressed and finally extinguished. The shutters and doors aforesaid may, it is apparent, be disposed upon the inside of the building.

It is also obvious that my invention is readily applicable to vessels, since with the shutters applied to the windows or other similar openings therein, and with the use of the same arrangement of wires or lines, pulleys, &c., the air currents or drafts can be excluded or shut out, and thus in case of the taking fire of the vessel get the flames under control and finally extinguish the same.

Having thus fully described my invention, what I claim, and desire to secure by Letters Patent, is—

The combination of a structure having outward-swinging closures normally held open, a spring connected to the structure at the hinged edge of each closure and connected to the closure at or near its outer or free edge, said closure opening against the tension of the springs, a separate wire or cable connected to each closure beyond its hinged edge, and guide-pulleys therefor, the cords or cables being grouped at their depending ends at a suitable point on the outside of the structure, substantially as set forth.

ANDREW J. GOOSTREE.

Witnesses:

SAMUEL KEELER,
JAS. W. GOOSTREE.