

(No Model.)

T. E. RAGLAND.
BARREL COVER.

No. 409,803.

Patented Aug. 27, 1889.

Fig. 1.




Fig. 2.

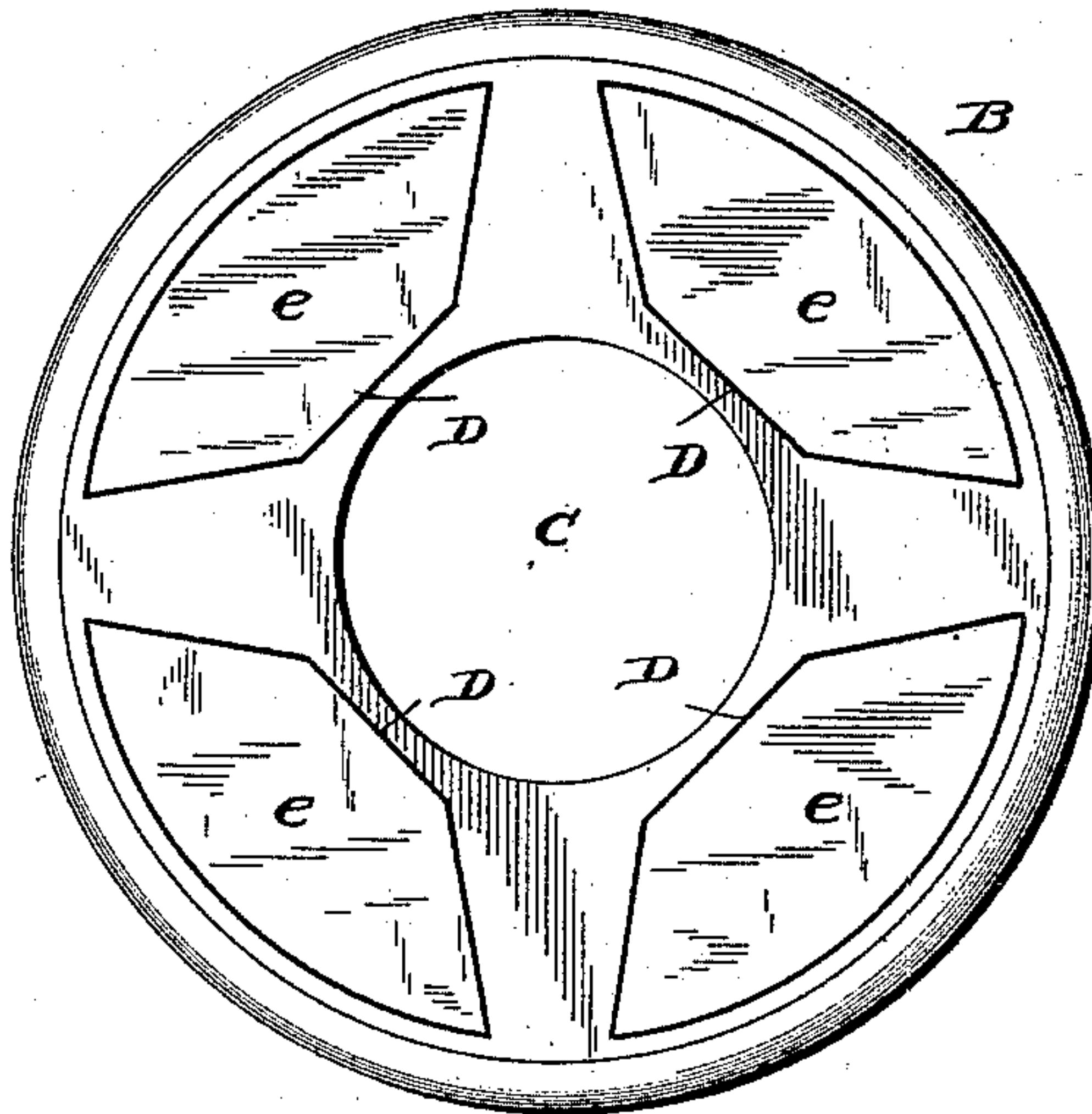


Fig. 3.

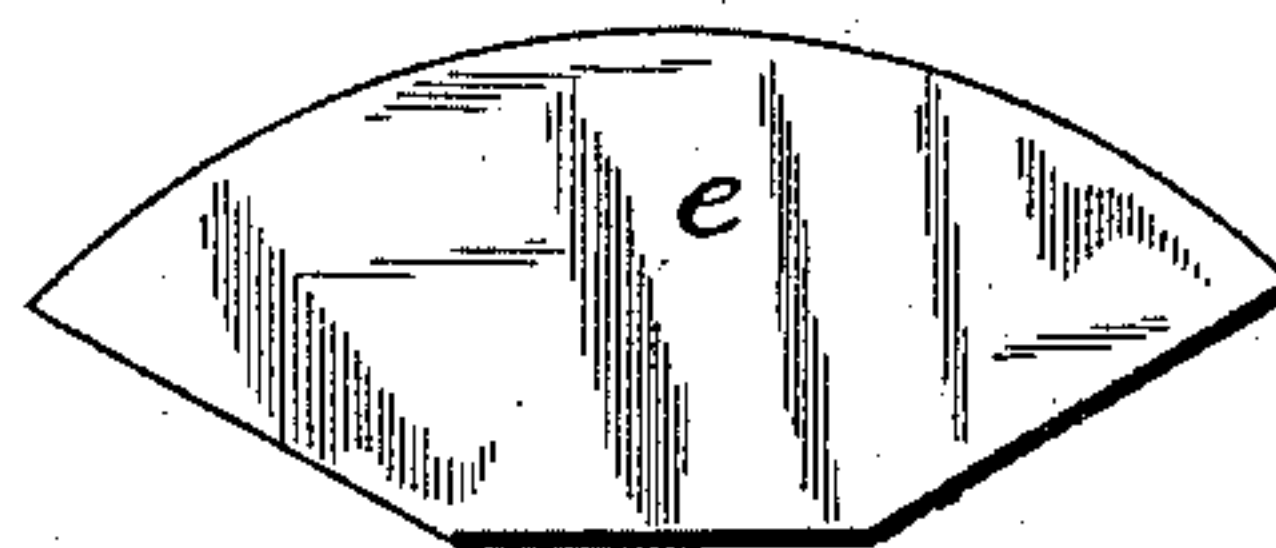
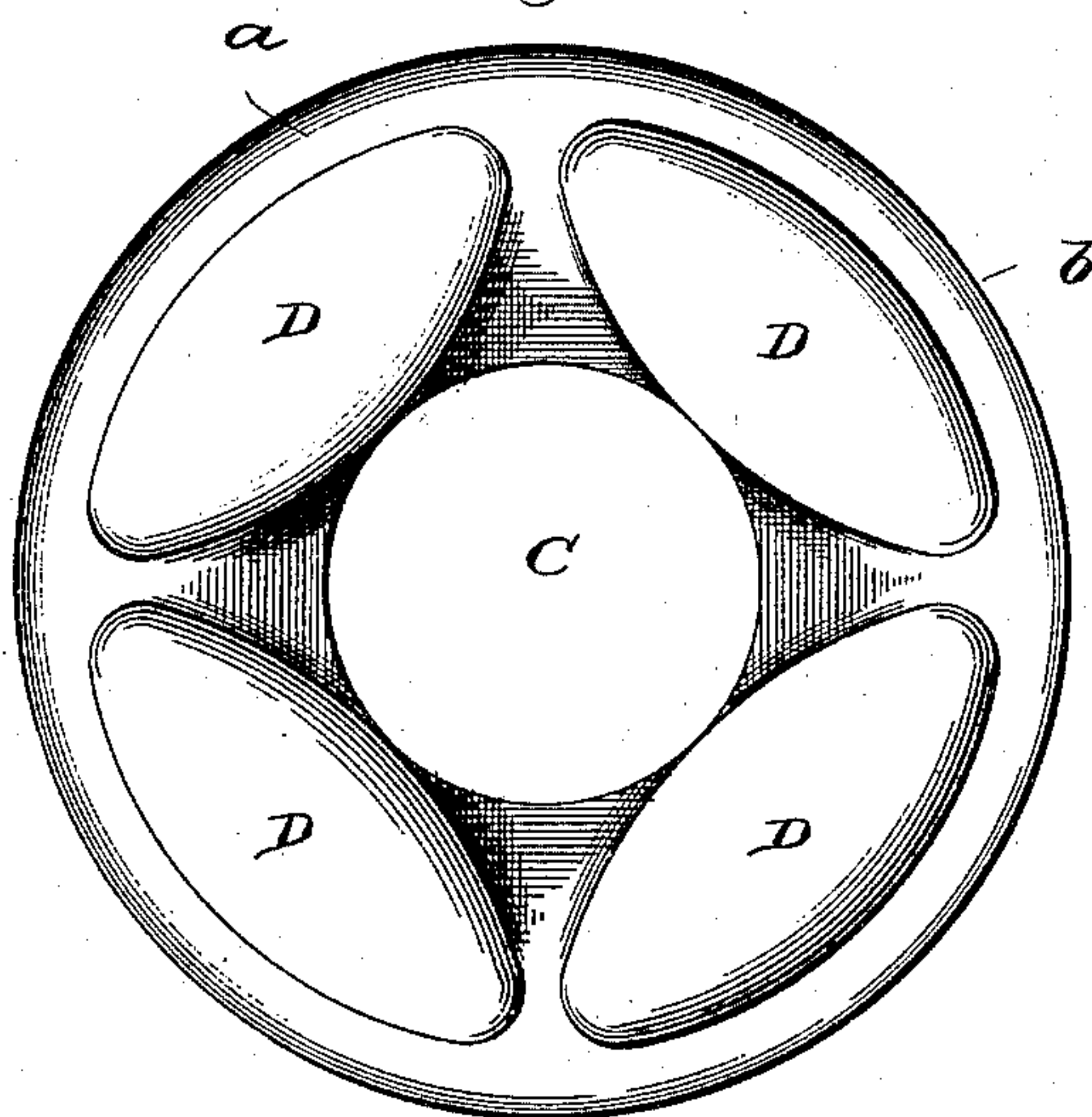


Fig. 4.



Witnesses

F. Ashlee
E. E. Dupin.

Inventor.

Thos. E. Pagford.
 By his Attorneys
 James Sheehy

UNITED STATES PATENT OFFICE.

THOMAS EDWARD RAGLAND, OF ATLANTA, GEORGIA.

BARREL-COVER.

SPECIFICATION forming part of Letters Patent No. 409,803, dated August 27, 1889.

Application filed June 6, 1889. Serial No. 313,377. (No model.)

To all whom it may concern:

Be it known that I, THOMAS EDWARD RAGLAND, a citizen of the United States, residing at Atlanta, in the county of Fulton and State of Georgia, have invented a certain new and useful Improvement in Barrel-Covers; and I do declare the following to be a full, clear, and exact description of the invention, such as will enable others skilled in the art to which it appertains to make and use the same.

This invention has relation to an improvement in barrel-covers, and has for its object to provide a cover which will display goods in separate compartments and afford a means of access to the contents of the barrel without removing the entire cover.

The invention will be fully understood from the following description and claims, when taken in connection with the annexed drawings, in which—

Figure 1 is a diametrical sectional view of my improved cover, showing the same applied to a portion of a barrel. Fig. 2 is a plan view of a cover with the globular center removed. Fig. 3 is a plan view of one of the glasses removed from the face of one of the compartments in the cover, and Fig. 4 is an inverted plan view of the cover.

Referring by letter to the said drawings, A indicates a portion of a barrel.

B indicates the cover, which may be of any suitable size according to the barrel upon which it is to be placed. This cover is preferably formed from a single piece of material—such as wood or metal—and is provided in its under side with a recess *a*, adapted to receive the chine of a barrel, and this recess is surrounded by a marginal depending flange *b* to retain the said cover in position. This cover B is provided with a central annular opening C, and exterior to the opening, in a circular manner, are recesses or compartments D, within which pickles or other articles are to be placed for display. These compartments D are lined with porcelain or the like, as shown at *d*, and the upper faces are covered with plates of glass *e*. I have shown these compartments in the cover, of an approximately-segmental shape in outline; but I do not wish to confine myself to any particular shape, as it is obvious that such may be changed according to the fancy or dictation of the mechanic.

E indicates a central receptacle of globular

shape, and formed from glass or other transparent material. This central receptacle, which is also designed to hold goods to be displayed and to assume a position elevated above that of the cover proper, is provided on its under side with an annular recess *g* and a depressed portion *h*, designed to enter the central opening C in the cover and snugly seat itself therein. This central receptacle E is also provided with a filling-aperture F in its top, so formed as to serve the purpose of a handle, whereby the said globe may be removed from the cover when it is desired to attain access to the barrel. This globe E is also provided in its base or bottom with an aperture *i*, for the outlet of liquid or other matter, and the aperture is normally closed by the plug or stopper G. The filling-aperture of the globe may be also closed by a stopper or other suitable device.

Having described my invention, what I claim is—

1. A barrel-cover formed with a central opening and compartments surrounding the same, in combination with a transparent receptacle E, adapted to close the opening in the cover, substantially as specified.

2. A barrel-cover provided with a central opening surrounded by compartments covered with transparent plates, in combination with a transparent receptacle adapted to cover the central opening, substantially as specified.

3. A barrel-cover having a central opening, in combination with a transparent globular receptacle adapted to cover the said opening and have its main body assume a position above the cover, substantially as specified.

4. A barrel-cover formed from a single piece, with an annular recess in its under side to receive the chine of a barrel, a central opening, compartments surrounding the opening and lined with porcelain, glass plates covering the compartments, and a central transparent globular receptacle adapted to cover the central opening in the cover, substantially as specified.

In testimony whereof I affix my signature in presence of two witnesses.

THOMAS EDWARD RAGLAND.

Witnesses:

CHAS. T. PUND,
JOHN VAUGHAN.