

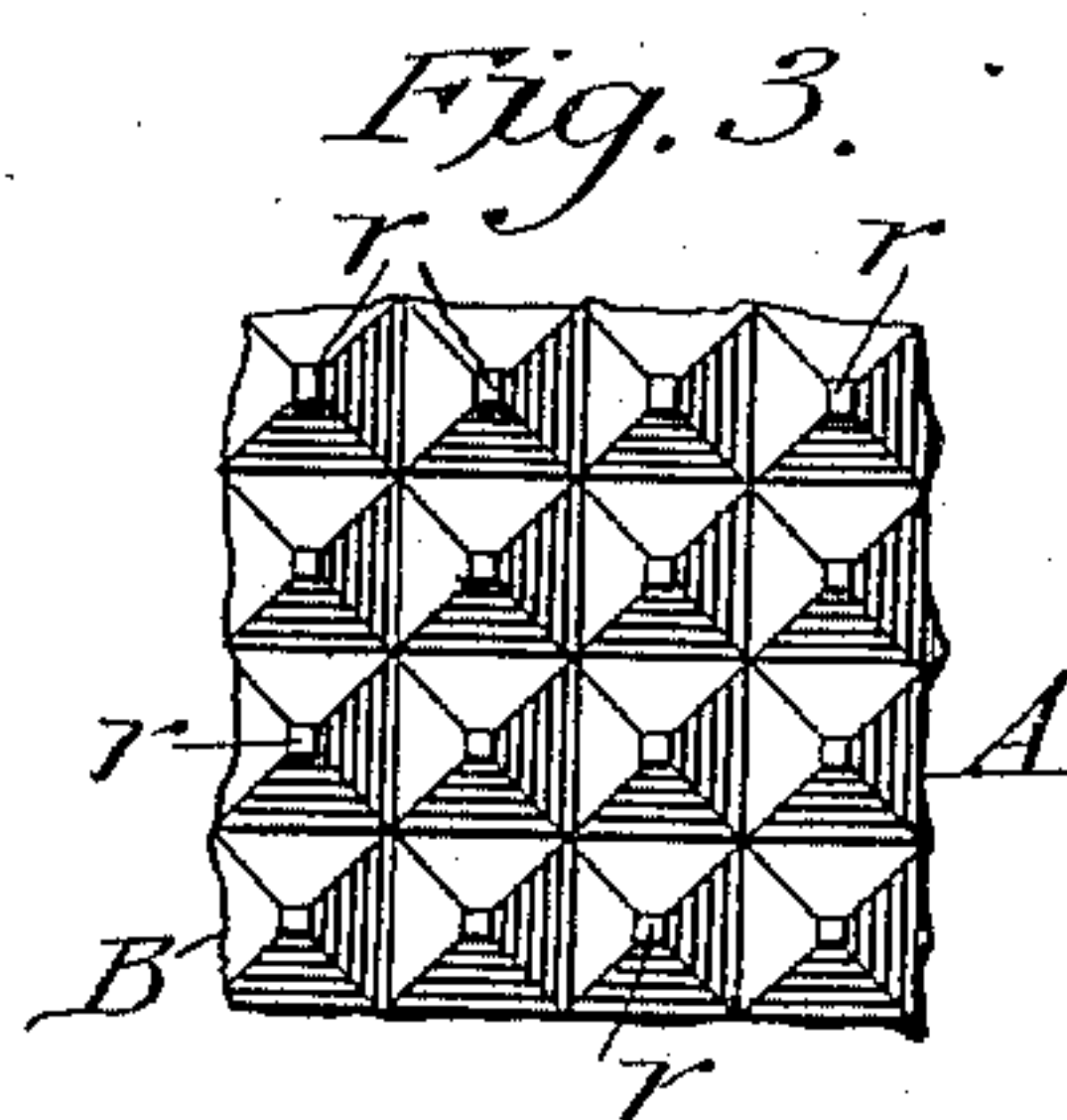
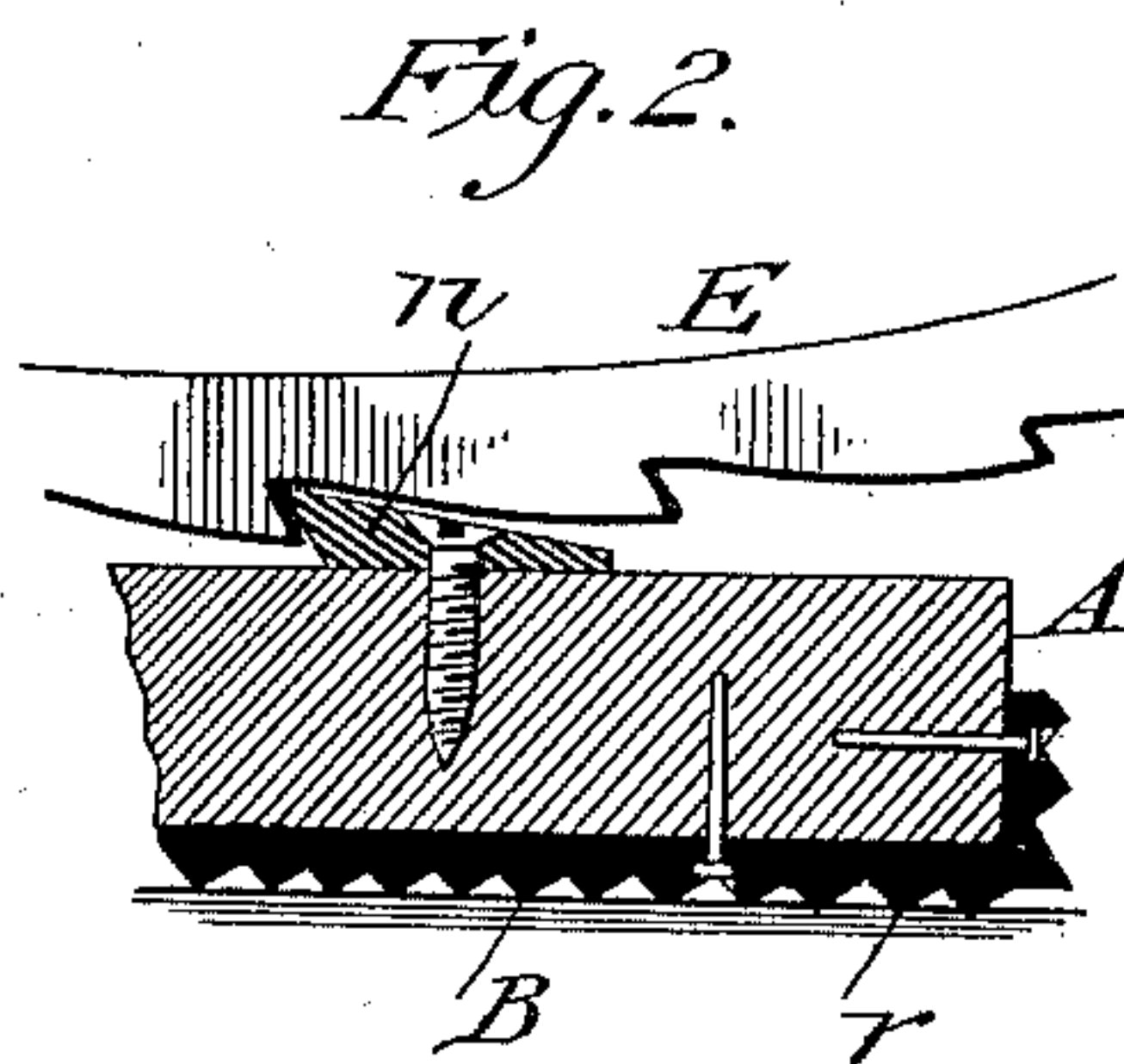
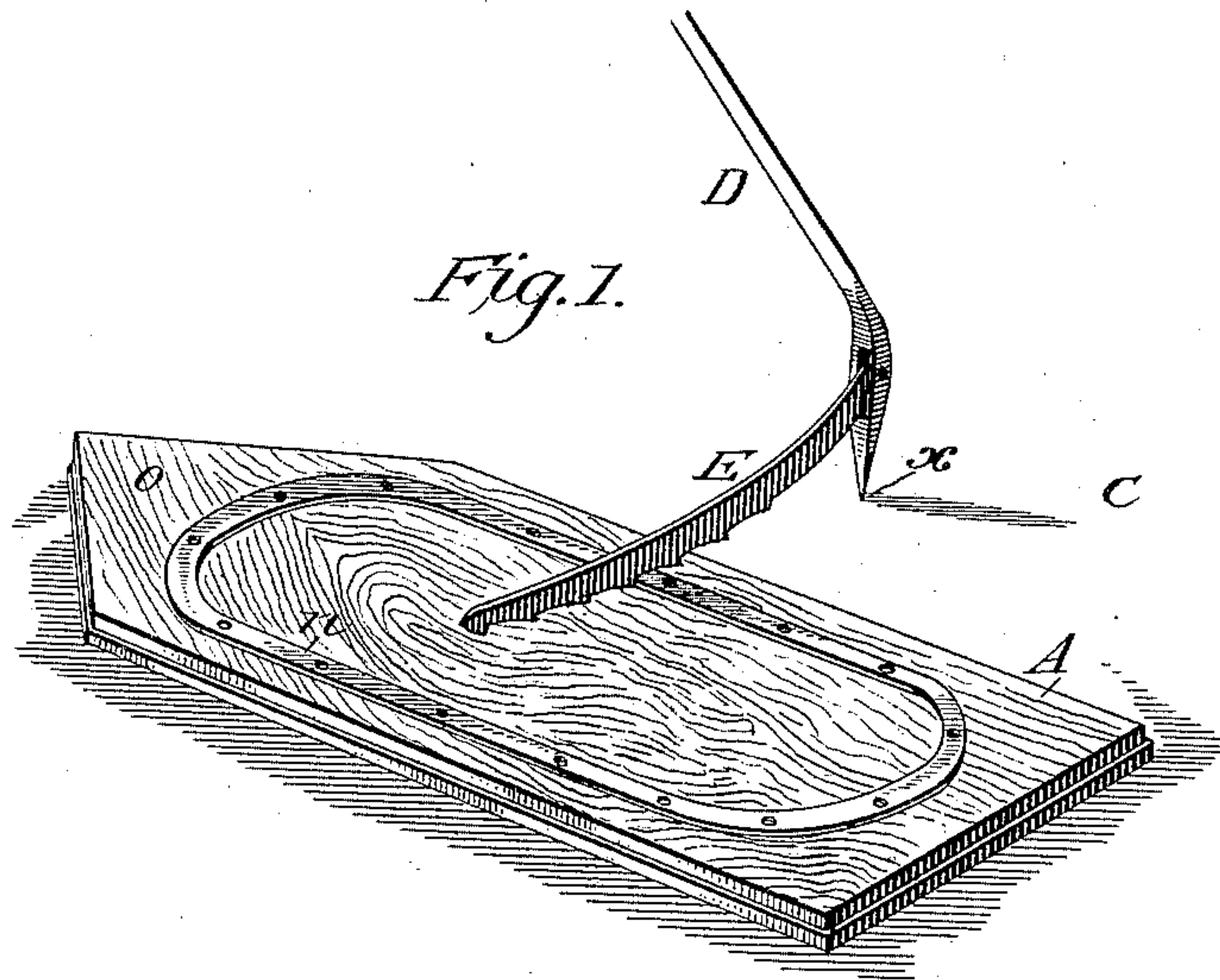
(No Model.)

H. McCORNACK.

CARPET STRETCHER.

No. 409,647.

Patented Aug. 20, 1889.



Witnesses.

Douglas Dyerforth
Wm. J. Litter,

Inventor.

Herbert McCornack,
By Dyerforth Dyerforth
his Atty.

UNITED STATES PATENT OFFICE.

HERBERT McCORNACK, OF McQUEEN, ILLINOIS.

CARPET-STRETCHER.

SPECIFICATION forming part of Letters Patent No. 409,647, dated August 20, 1889.

Application filed May 26, 1888. Serial No. 275,210. (No model.)

To all whom it may concern:

Be it known that I, HERBERT McCORNACK, a citizen of the United States, residing at McQueen, in the county of Kane and State of Illinois, have invented a new and useful Improvement in Carpet-Stretchers, of which the following is a specification.

My invention relates to an improved device of the class employed for stretching carpets while tacking them down.

In the drawings, Figure 1 is a view, in perspective, of my improved device; Fig. 2, a section taken on the line 2 of Fig. 1, viewed in the direction of the arrow and enlarged; and Fig. 3, a bottom view of the friction-block, showing its preferred construction.

A is a block, preferably of hard wood, though it may comprise any other suitable material. The form of the block may be changed from that illustrated without thereby departing from my invention. One surface B of the block A is roughened, as by forming the rough surface of a yielding material—such as soft rubber B—having projections *r* formed upon it.

For operating the device I provide a suitable catch, preferably in the form of a flat metal band *n*, extending near the edges of the block and rounded toward its ends, the inner edge of the band being by preference beveled in a downward and inward direction, as shown, and a lever D, which should be bent and one end of which affords a handle, the other end being enlarged if desired, or not, and pointed at its extremity, as shown at *x*. To the pointed bent portion of the lever is pivoted, preferably in the manner shown, one end of a curved rack E.

To use the device the operator should stand or rest on the block A, which is placed in suitable proximity to the edge of the carpet, (as intended, so close to the edge of the floor that when the pointed end of the lever D is stuck into the floor at the molding or

“quarter-round” the rack will engage with the strap *n*,) when the point of the operating-lever is stuck into the floor to afford a fulcrum, and the rack E reciprocated by working the handle of the lever to pull the block, with the load upon it, toward the edge of the carpet to be tacked down, thus effectually stretching the carpet. When the stretching has been thus performed, the operating device D E, being readily separable from the block, may be laid aside, and thus out of the way during the tacking until required for further stretching of the carpet.

What I claim as new, and desire to secure by Letters Patent, is—

1. In a carpet-stretcher, the combination of a block A, having a roughened surface and provided with a catch *n* on its opposite surface, a lever D, and a rack E, connected with the lever and movable by operating the lever backward across the catch when applied thereto, substantially as and for the purpose set forth.

2. In a carpet-stretcher, the combination of a block A, provided with a roughened surface and pointed toward one end, a band *n* on the opposite surface of the block, beveled along the under side of its inner edge and affording a catch, a rack E, and a lever D, substantially as described.

3. In a carpet-stretcher, the combination of a block A, having a beveled end *o*, and provided on one side with soft rubber B, having projections *r* on its exposed surface, a catch comprising a band *n* on the opposite side of the block, beveled on the under side of its inner edge, and a lever D, having a rack E pivotally connected with it, substantially as and for the purpose set forth.

HERBERT McCORNACK.

In presence of—

E. A. McCORNACK,
J. W. DYRENFORTH.