

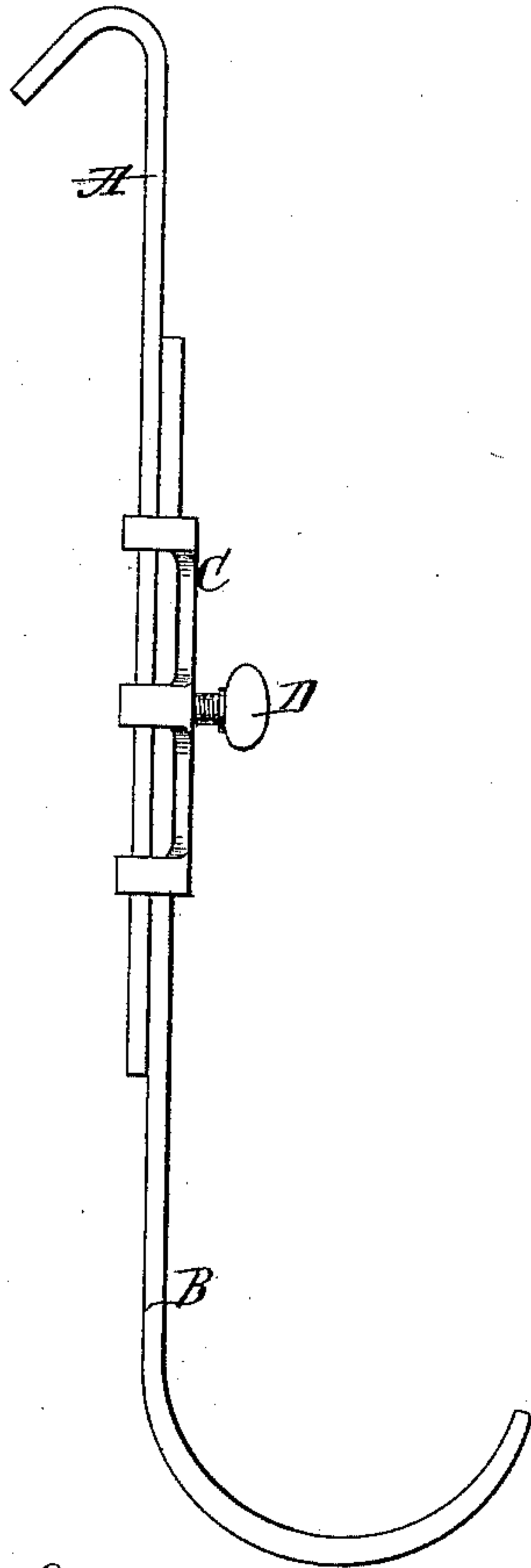
(No Model.)

H. F. WELCH.  
SHAFT SUPPORTER FOR VEHICLES.

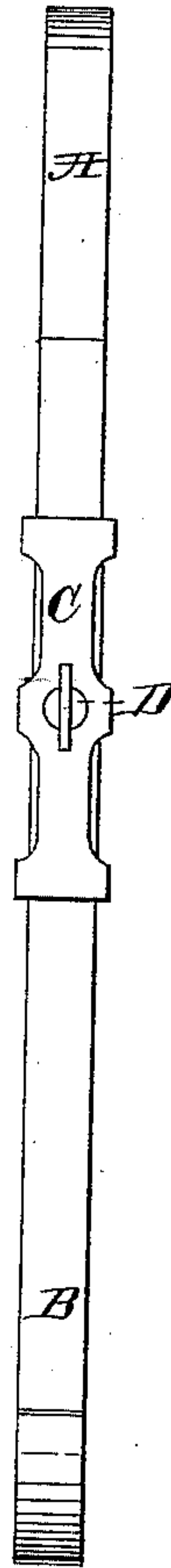
No. 409,621.

Patented Aug. 20, 1889.

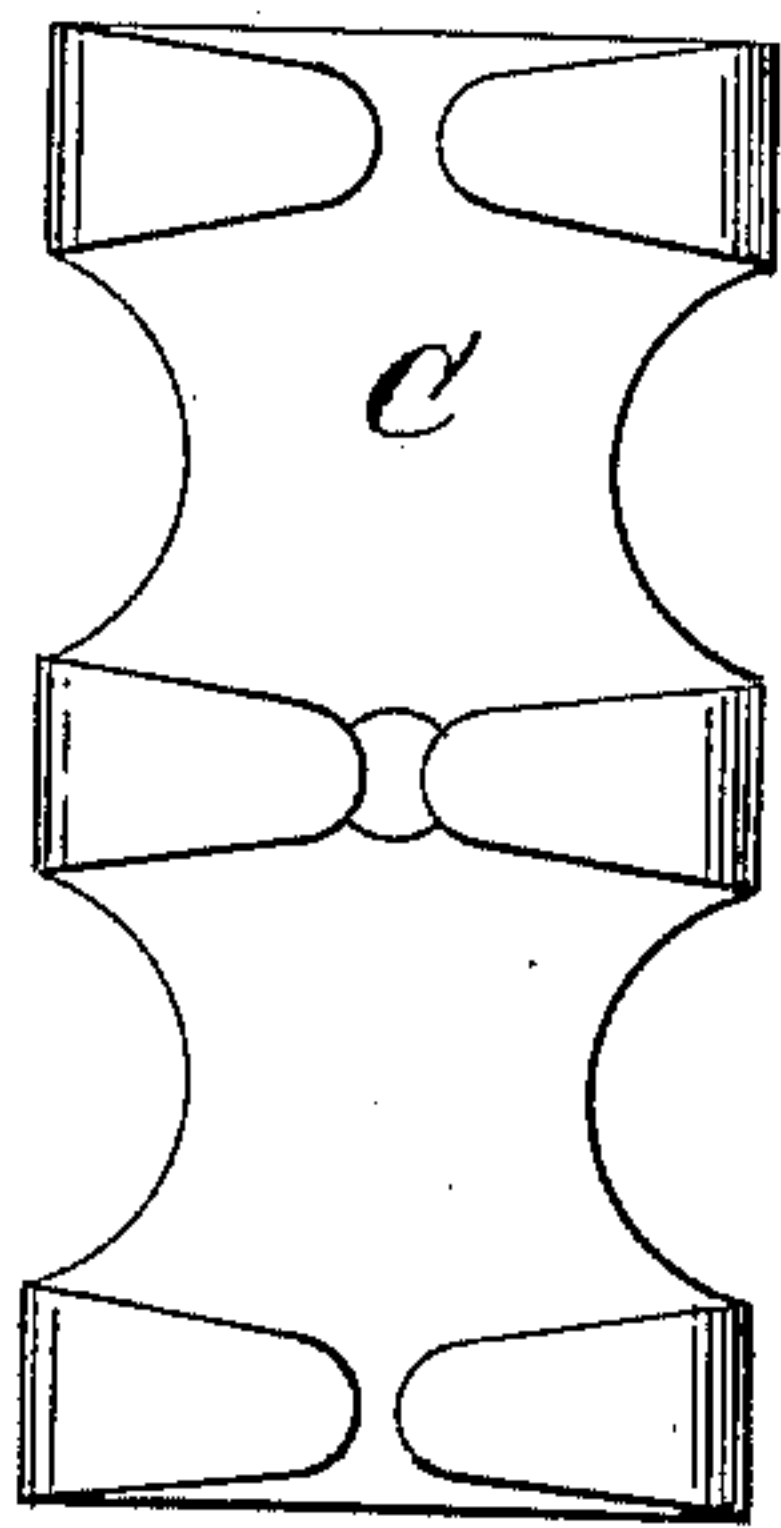
*Fig. 1*



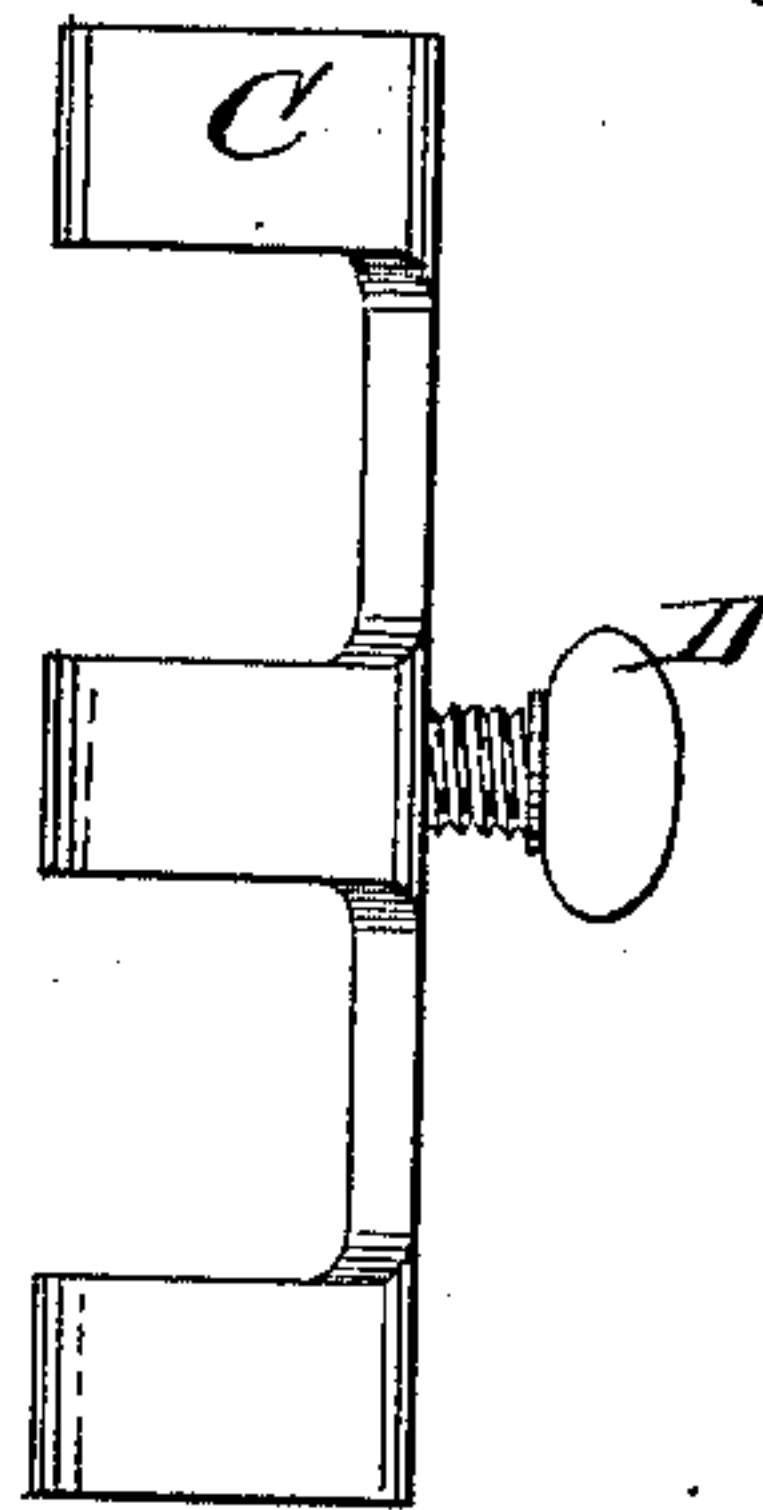
*Fig. 2*



*Fig. 3*



*Fig. 4*



*Witnesses*

*John W. Ripsley.*  
*Mac A. Van Dusen*

*Inventor*

*Howard F. Welch, by*  
*J. J. Gordon, his Atty.*

# UNITED STATES PATENT OFFICE.

HOWARD F. WELCH, OF RICHFIELD SPRINGS, ASSIGNOR TO MARGURET  
HOWARD CHASE, OF NEW YORK, N. Y.

## SHAFT-SUPPORTER FOR VEHICLES.

SPECIFICATION forming part of Letters Patent No. 409,621, dated August 20, 1889.

Application filed February 9, 1889. Serial No. 299,336. (No model.)

*To all whom it may concern:*

Be it known that I, HOWARD F. WELCH, a citizen of the United States, residing at Richfield Springs, in the county of Otsego and State of New York, have invented a new and useful Improvement in Shaft-Supporters for Vehicles, which is fully set forth in the following specification and accompanying drawings, in which—

Figure 1 is a side view of my shaft holder or supporter; Fig. 2, a front view of the same; Fig. 3, a back view of the clamp-regulating device for regulating the length of the shaft-holder; Fig. 4, a side view of the same.

This application is for an improvement on the shaft-supporter for which Letters Patent No. 395,641 were granted me January 1, 1889; and it consists in making the same adjustable, so that it may be readily applied to vehicles of different dash-board heights and dimensions. This is accomplished by dividing the supporter into two sections, one of which slides upon the other, with provision for holding the straight ends in contact and securing them in such relative position to each other as may be desired to obtain the requisite

length for conveniently placing one end of the hook over the dash-board and the other under the cross-bar of the shafts.

In the figures, A is the upper or smaller dash-board hook-section; B the larger or lower cross-bar hook-section; C, a sliding clamp which surrounds and confines the straight ends of the sections A and B; D, the thumb-screw to secure the clamp in place when fixed at a desired point.

What I claim as my invention, and desire to secure by Letters Patent, is—

The combination, with the upper or smaller dash-board hook-section and the larger or lower cross-bar hook-section, of the sliding clamp C, embracing the lapped portions of the said sections and provided with the thumb-screw intermediate of its ends, whereby the sections may be securely held in contact after having been adjusted to the length required, substantially as specified.

HOWARD F. WELCH.

Witnesses:

S. J. GORDON,  
JOHN W. RIPLEY.

It is hereby certified that in Letters Patent No. 409,621, granted August 20, 1889, upon the application of Howard F. Welch, of Richfield Springs, New York, for an improvement in "Shaft-Supporters for Vehicles," the name of the assignee is erroneously written and printed "Marguret Howard Chase," whereas said name should have been written and printed *Margaret Howard Chase*; and the said Letters Patent should be read with this correction therein that the same may conform to the record of assignments in this office.

Signed, countersigned, and sealed this 17th day of September, A. D. 1889.

[SEAL.]

CYRUS BUSSEY,

*Assistant Secretary of the Interior.*

Countersigned:

C. E. MITCHELL,

*Commissioner of Patents.*