

(No Model.)

S. H. DAVENPORT.
TRUNK TRAY AND COVER.

No. 407,178.

Patented July 16, 1889.

Fig. 1

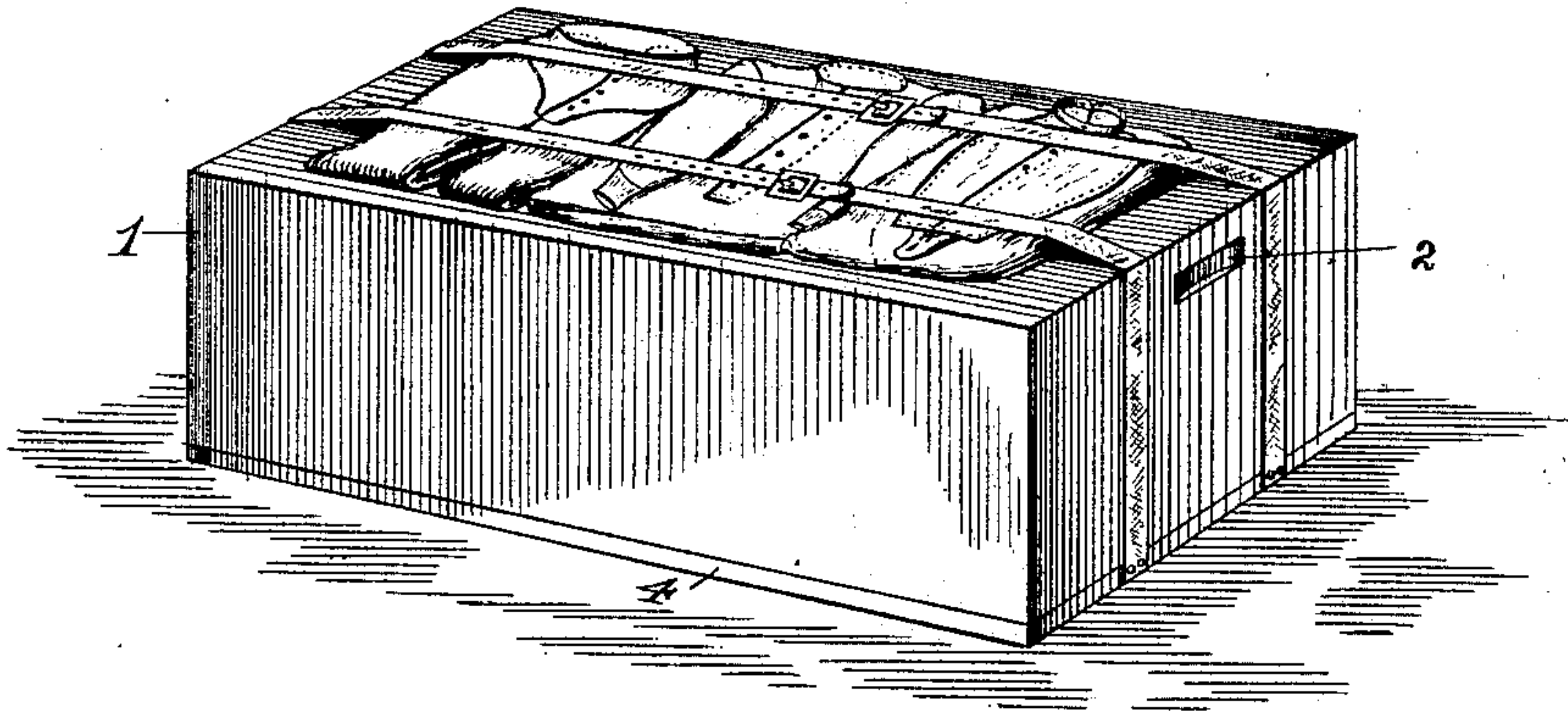


Fig. 2

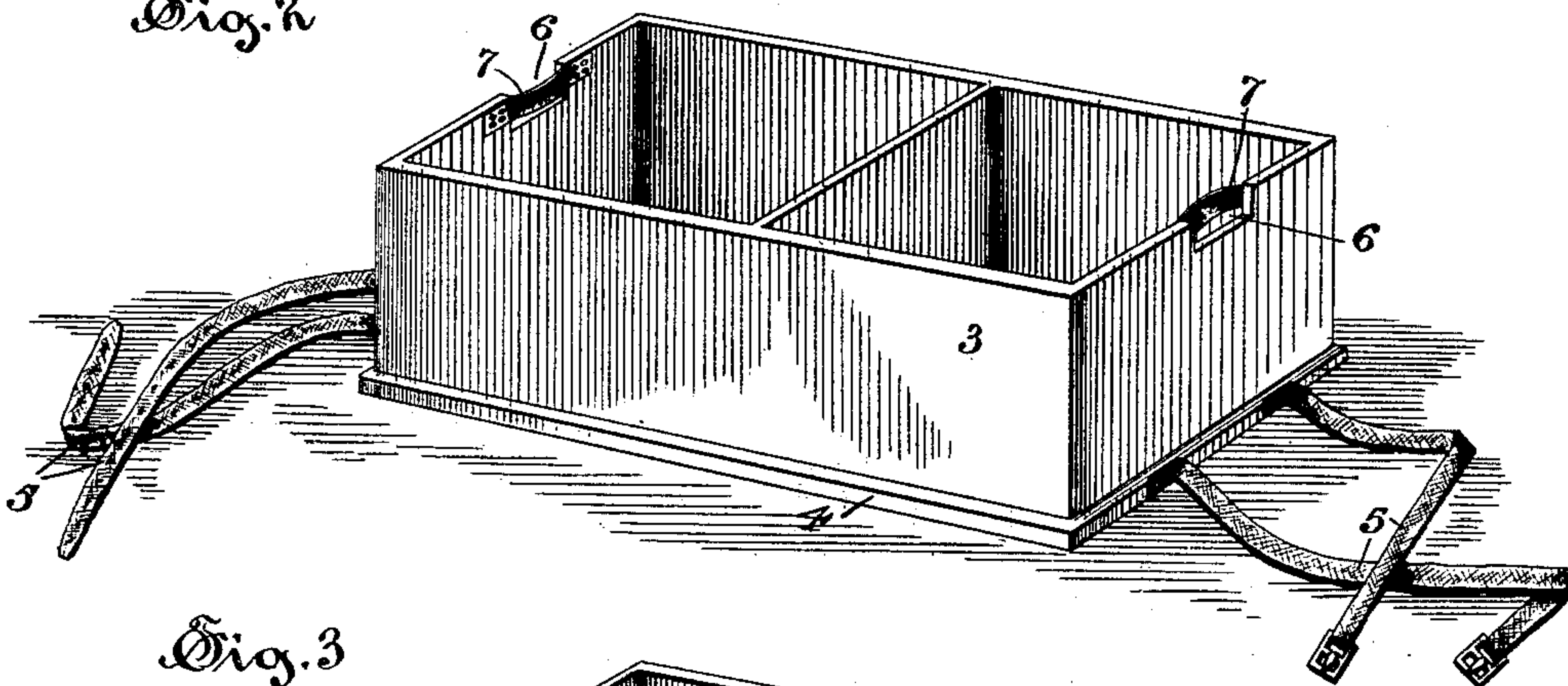
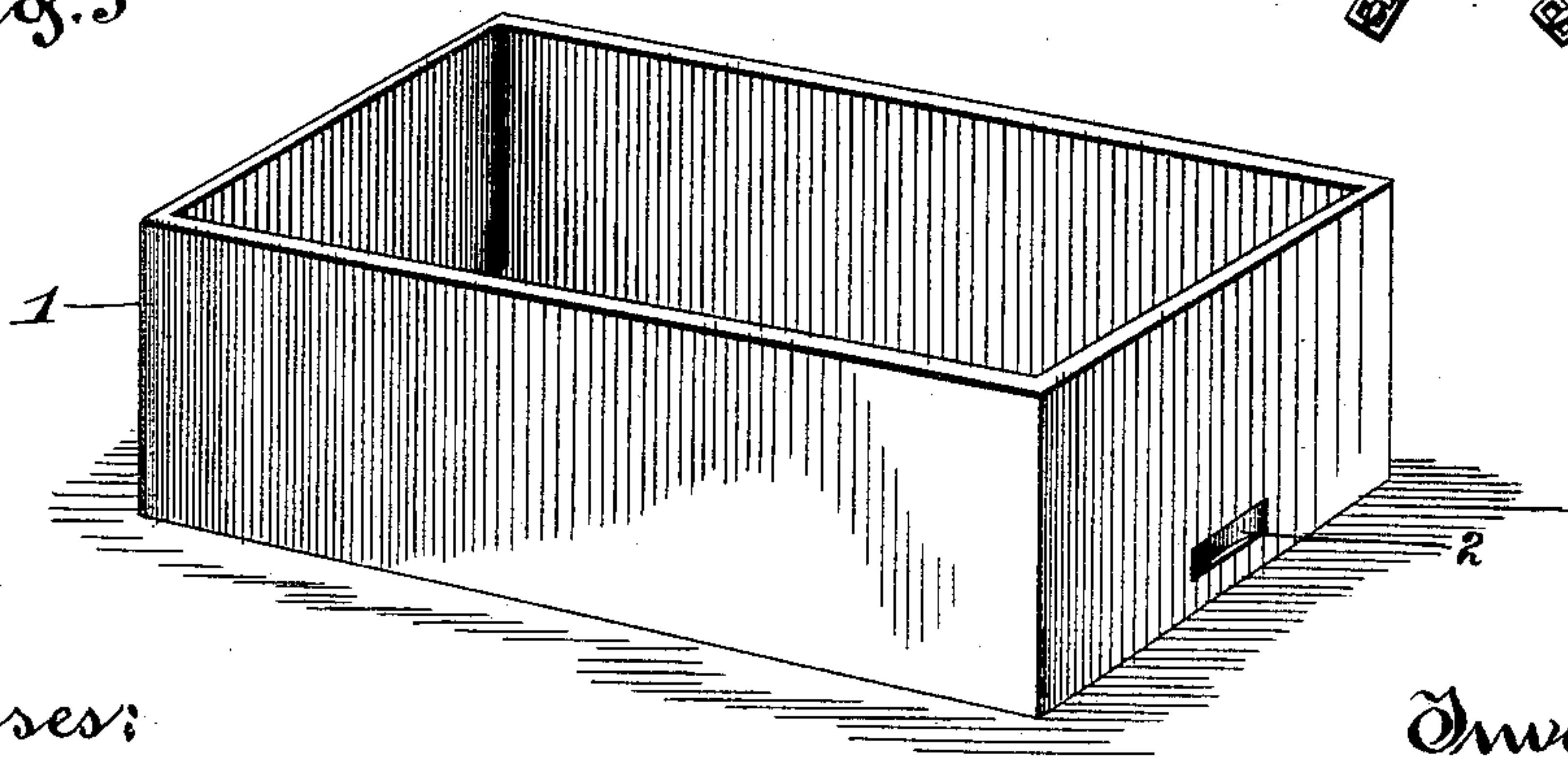


Fig. 3



Witnesses:

Harry R. Williams.
Charles P. Noyes.

Inventor,

Ernest Hale Davenport
By *H. W. Beadle, & Co.*
Attorney.

UNITED STATES PATENT OFFICE.

SERENA HALE DAVENPORT, OF ST. PAUL, MINNESOTA.

TRUNK TRAY AND COVER.

SPECIFICATION forming part of Letters Patent No. 407,178, dated July 16, 1889.

Application filed February 5, 1889. Serial No. 298,751. (No model.)

To all whom it may concern:

Be it known that I, SERENA HALE DAVENPORT, a citizen of the United States, residing at St. Paul, in the county of Ramsey and State of Minnesota, have invented a new and useful Trunk Tray and Cover, of which the following is a specification.

This invention has for its object the adaptation of a trunk-tray to the cover of the same in such manner that the latter may ordinarily rest in proper position upon a supporting-ledge of the tray for the purpose of covering and protecting the contents of the same, and yet be capable of ready removal when it is desired to use the same for a bath-tub, as will be fully described hereinafter.

In the drawings, Figure 1 represents a perspective view of the trunk-tray with the cover in place and with some articles of clothing strapped upon the same. Fig. 2 represents a perspective view of the tray, and Fig. 3 a perspective view of an independent removable cover in position to be used as a bath-tub.

1, Figs. 1 and 3, represents the independent removable cover, made of any proper material for the purpose designed—such as tin, papier-maché, or rubber. Its general form is quadrangular and it is of the proper size to fit over the tray closely, as shown, the lower bearing-edges of the cover when it is in position upon the tray, as shown in Fig. 1, resting upon the supporting-ledge of the tray, hereinafter referred to.

2, Figs. 1 and 3, represents a depression in each end of the cover, by means of which it may be lifted when desired.

3 represents the trunk-tray, which may be constructed generally in any proper manner, but is essentially provided with a supporting-ledge 4, projecting outward from the body

portion of the tray a proper distance, as shown.

5 5, Fig. 2, represent straps provided with buckles, as shown, the inner ends of which are strongly secured to the tray at the proper points in any proper manner.

6 6 represent openings formed in the ends of the tray, as shown, which openings are adapted to receive the inwardly-projecting depressions 2.

7 7 represent straps extending across the openings 6 6 on the inside of the tray, which straps are adapted to serve as handles.

When the cover is in place, as shown in Fig. 1, its lower edges rest upon the supporting-ledge 3 and make a light joint therewith. After the cover is placed on one tray clothing may be put on top of it until the height of the rounded top is reached. By using the straps and buckles then the clothing can be kept in place, as shown in Fig. 1.

Having thus fully described my invention, what I claim as new, and desire to secure by Letters Patent of the United States, is—

The trunk-tray 3, having its bottom extending beyond the sides and ends of the tray for the purpose of forming a supporting-ledge 4 for the cover to rest upon when in place, and having straps 5, provided with buckles, as shown, secured to the bottom of the tray, as described, in combination with the independent removable cover of the tray constructed of suitable water-tight material and adapted for use as a bath-tub, as and for the purpose described.

This specification signed and witnessed this 21st day of January, 1889.

SERENA HALE DAVENPORT.

Witnesses:

T. E. LUDGTON,

E. J. KING.