

(No Model.)

C. W. McMURRAN.  
TICKET HOLDER FOR RAILWAY CARS.

No. 406,591.

Patented July 9, 1889.

Fig. 1.

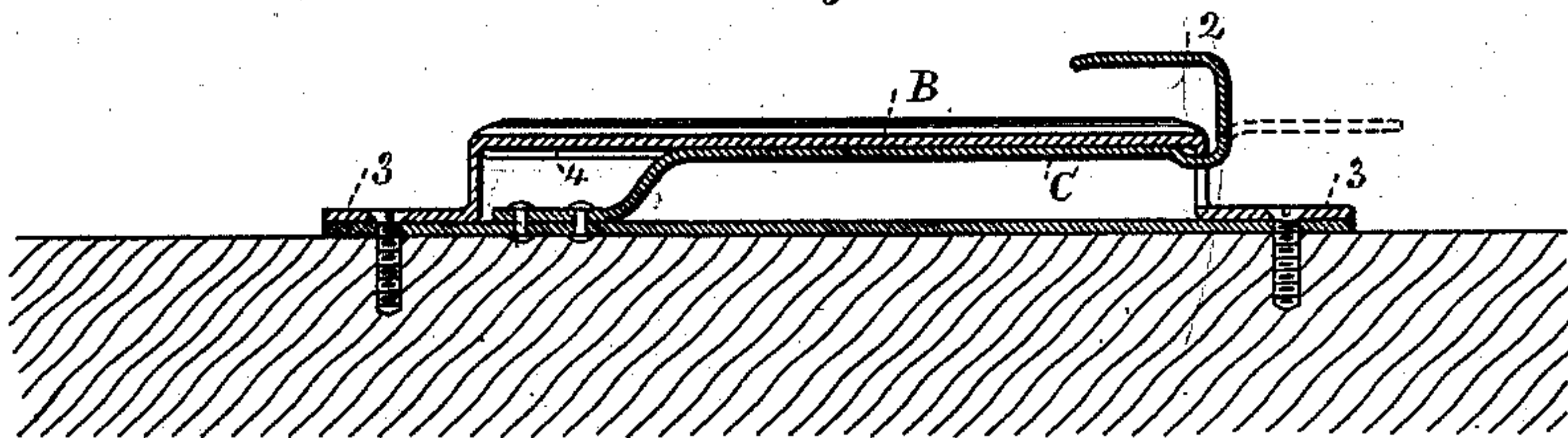


Fig. 3.

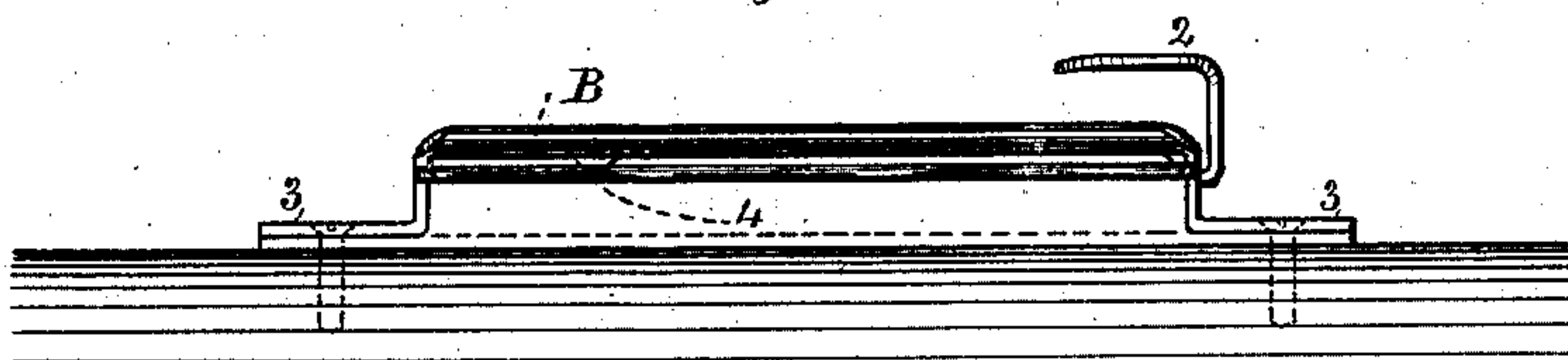
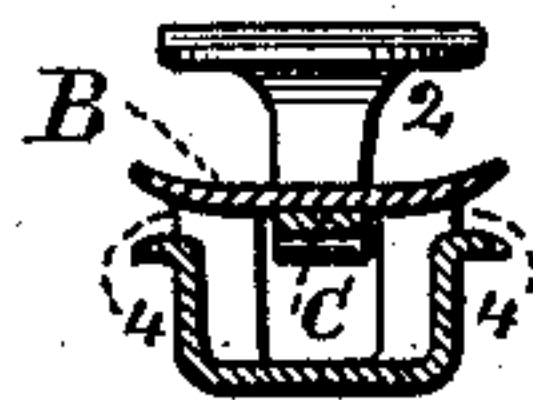


Fig. 2.



Witnesses:  
J. Stail  
Charles H. Smith

Inventor:  
Charles W. Mc. Murran  
per Lemuel M. Serrell *Atty*

# UNITED STATES PATENT OFFICE.

CHARLES W. McMURRAN, OF HIGHTSTOWN, NEW JERSEY.

## TICKET-HOLDER FOR RAILWAY-CARS.

SPECIFICATION forming part of Letters Patent No. 406,591, dated July 9, 1889.

Application filed April 10, 1889. Serial No. 306,686. (No model.)

*To all whom it may concern:*

Be it known that I, CHARLES W. McMURRAN, of Hightstown, in the county of Mercer and State of New Jersey, have invented an  
5 Improvement in Ticket-Holders for Railway-Cars, of which the following is a specification.

Ticket-holders for railway-cars have been made of a box shape for receiving the edge of the ticket, which is thrust in beneath a spring;  
10 but in cases where the ticket is of comparatively thin paper there is difficulty in thrusting the same beneath the spring.

I make use of a slotted box-shaped spring-holder, slotted at the end through which the  
15 end of the spring passes to form a thumb-piece by which the spring can be depressed to allow for the insertion of the ticket between such spring and the box, the edges of the metal at the slot being bent to form a flaring mouth.

20 In the drawings, Figure 1 is a vertical longitudinal section of the ticket-holder, and Fig. 2 is a cross-section of the same. Fig. 3 is an elevation of the ticket-holder.

The spring-holding box B has end flanges  
25 3, that are perforated for the passage of the attaching screws or pins, and within this box B is a spring C, riveted at one end to the interior of the box, and the other end of the spring passes through a slot in the end of the  
30 box and terminates as a thumb-piece or presser 2.

The spring C in its normal condition bears

against the inside of the box, and there are longitudinal slots 4 in the sides of the box B, through which slots the ticket can be passed  
35 freely in between the holding-spring C and the inside of the box when such holding-spring is depressed by the thumb-piece 2, and this spring pressing upon the ticket holds the same firmly, and it is to be understood that this ticket-  
40 holder is to be placed upon the edge of the seat-back or in any convenient position within the car, so that the person having a ticket can insert it into the holder with ease, and such ticket is in position easy of access to the  
45 conductor for being punched or taken up at the proper time without disturbing the traveler.

This improvement is available in theaters and places of amusement for the reception of  
50 the ticket or the coupon for reserved seats, &c.

I claim as my invention—

The combination, in the ticket-holder, of the box B, having end flanges and slots 4, the spring C within the box B, and secured to the  
55 same at one end and having at the other end a thumb-piece, the end of the box being slotted for such thumb-piece to project, substantially as set forth.

Signed by me this 8th day of April, 1889.  
C. W. McMURRAN.

Witnesses:

GEO. T. PINCKNEY,  
WILLIAM G. MOTT.