

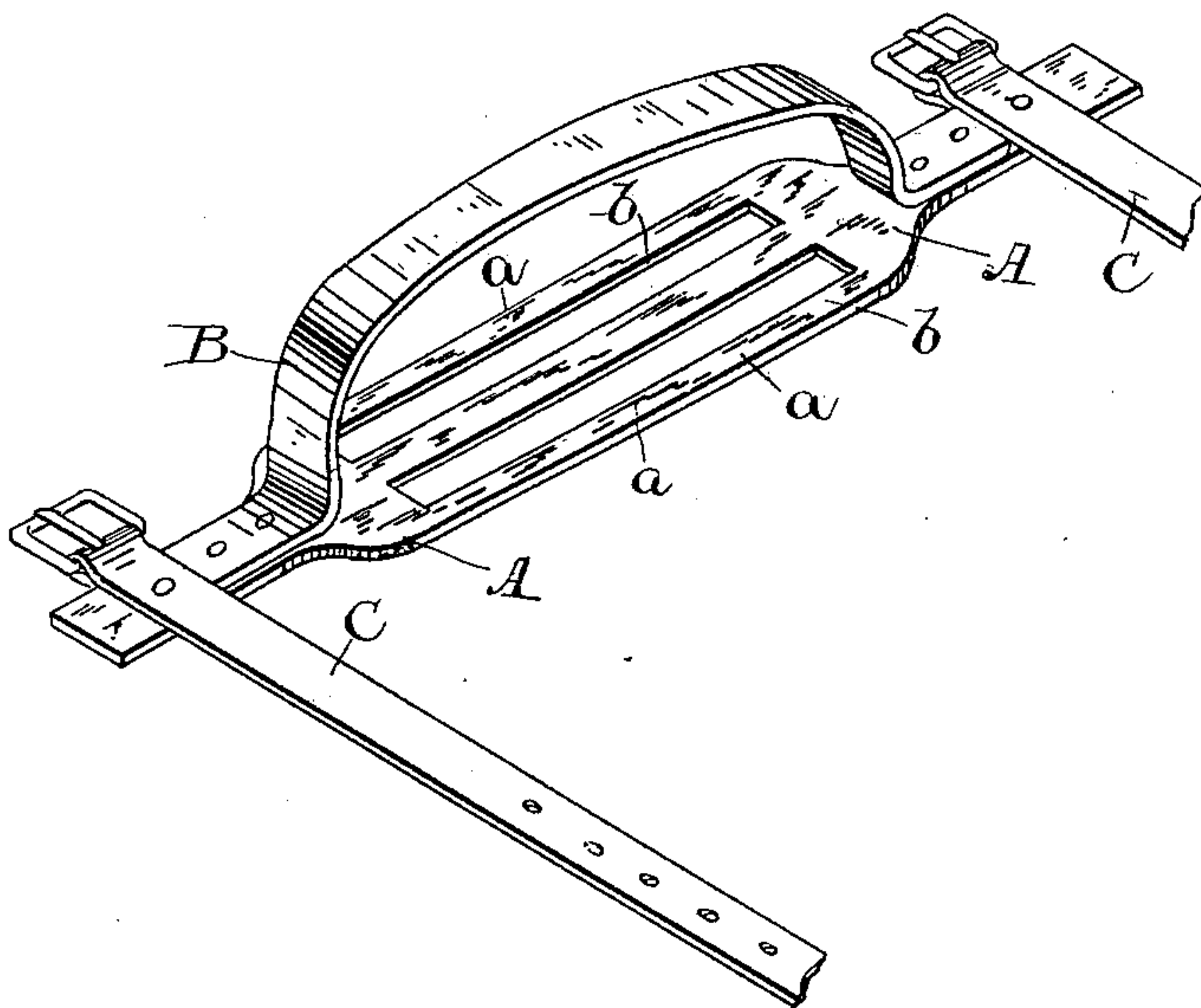
(No Model.)

W. F. HARVEY.  
SHAWL STRAP.


No. 405,998.

Patented June 25, 1889.

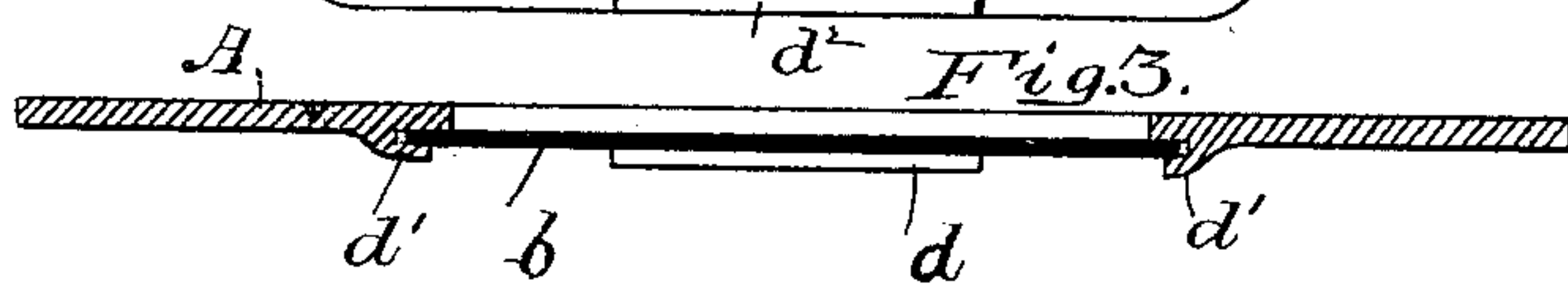
*Fig. 1.*



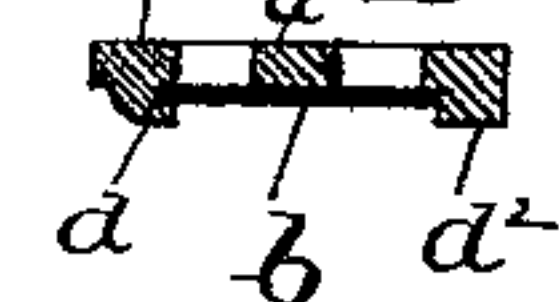
*Fig. 2.*



*Fig. 3.*



*Fig. 4.*



Witnesses:

L. Linn Small  
Chas H. Church

Inventor:

William F. Harvey

# UNITED STATES PATENT OFFICE.

WILLIAM F. HARVEY, OF LEWISTON, MAINE.

## SHAWL-STRAP.

SPECIFICATION forming part of Letters Patent No. 405,998, dated June 25, 1889.

Application filed November 30, 1888. Serial No. 292,358. (No model.)

*To all whom it may concern:*

Be it known that I, WILLIAM F. HARVEY, a citizen of the United States, residing at Lewiston, in the county of Androscoggin and State of Maine, have invented certain new and useful Improvements in Shawl-Straps; and I do hereby declare the following to be a full, clear, and exact description of the invention, such as will enable others skilled in the art to which it appertains to make and use the same.

My invention relates to shawl-straps. The practice of carrying goods of all kinds by means of shawl-straps renders some convenient device for legibly marking them very desirable to prevent loss.

The object of my invention is to provide a shawl-strap which shall be provided with convenient means for inserting a card containing the owner's name. To this end I provide a rigid bar of metal having attached thereto straps and a handle in the ordinary manner, and having one or more longitudinal openings and projections formed on the under side of said bar at the sides or ends of said opening, forming grooves for the admission of a name-card.

I illustrate my invention by means of the accompanying drawings, in which—

Figure 1 is a perspective view of a shawl-strap embodying my invention. Fig. 2 is a plan of the under side of the bar. Fig. 3 is a central longitudinal section of the same. Fig. 4 is a central transverse section.

I provide a flat bar A, preferably of cast-iron, nickel-plated, and having at each end a strap C, riveted or otherwise secured to it, and a handle B, also secured to it by rivets, as here shown. The central portion of the bar is made wider than the ends, and in it are formed two

longitudinal openings, separating it into three bars *a a a*. At each end of these openings, on the under side, are formed, preferably by being cast with it, a projection *d'*, the lower portion of which extends over the main portion in such a manner as to form a lateral groove or recess, adapted to receive the ends of the card *b*. At one side of the bar is a similar projection *d*, and at the other side is a projection *d*<sup>2</sup>, having a square shoulder to prevent the card from sliding laterally.

The operation of my device is evident. The card, having been marked with the name and residence of the owner, so spaced as to show through the openings, is slipped into the grooves formed by the projections *d' d' d* from the side having the projection *d*<sup>2</sup>. When in place, the edge will abut against the square shoulder of the projection *d*<sup>2</sup>.

It will be seen that a shawl-strap of the above construction may be cheaply made and conveniently fitted with a name-card, whereby danger of loss is obviated.

I claim—

As a new article of manufacture, a shawl-strap having a flat metal bar the central portion of which is widened and formed into three bars, and two longitudinal spaces between said bars, lips or flanges on the under side of said central portion to retain a name-card, and a handle and binding-straps attached to said bar, substantially as described.

In testimony whereof I affix my signature in presence of two witnesses.

WILLIAM F. HARVEY.

Witnesses:

L. LINN SMALL,  
CHAS. W. CHURCH.