

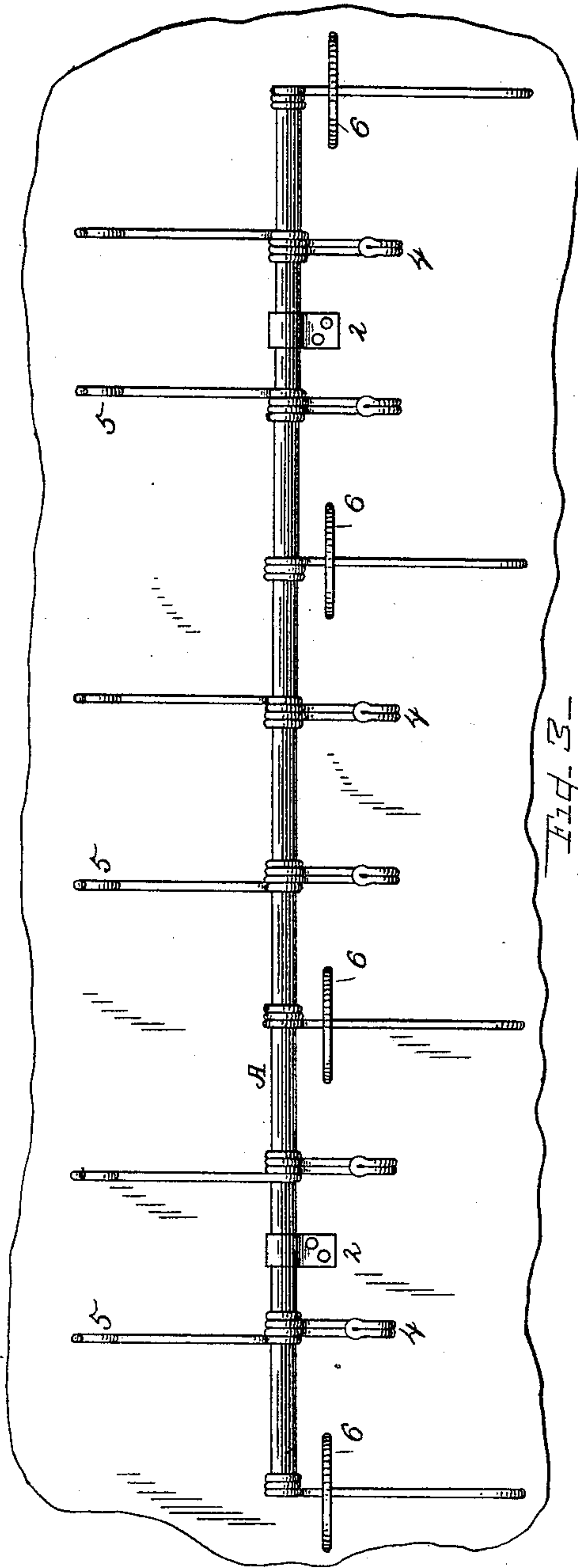
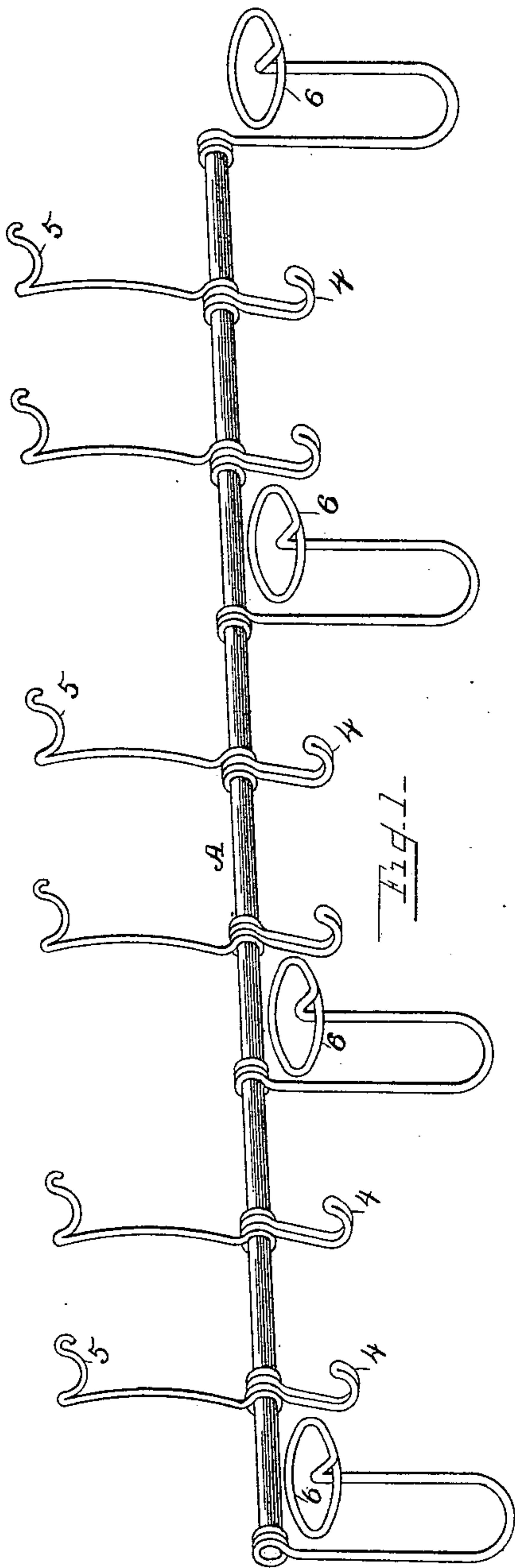
(No Model.)

2 Sheets—Sheet 1.

C. T. GARDNER.
HAT AND COAT RACK.

No. 405,729.

Patented June 25, 1889.



Witnesses

G. A. Tauberschmidt
Wm. H. Bates

Inventor

Chas. T. Gardner

By *his* Attorney *A. G. Heylman*

(No Model.)

2 Sheets—Sheet 2.

C. T. GARDNER.
HAT AND COAT RACK.

No. 405,729.

Patented June 25, 1889.

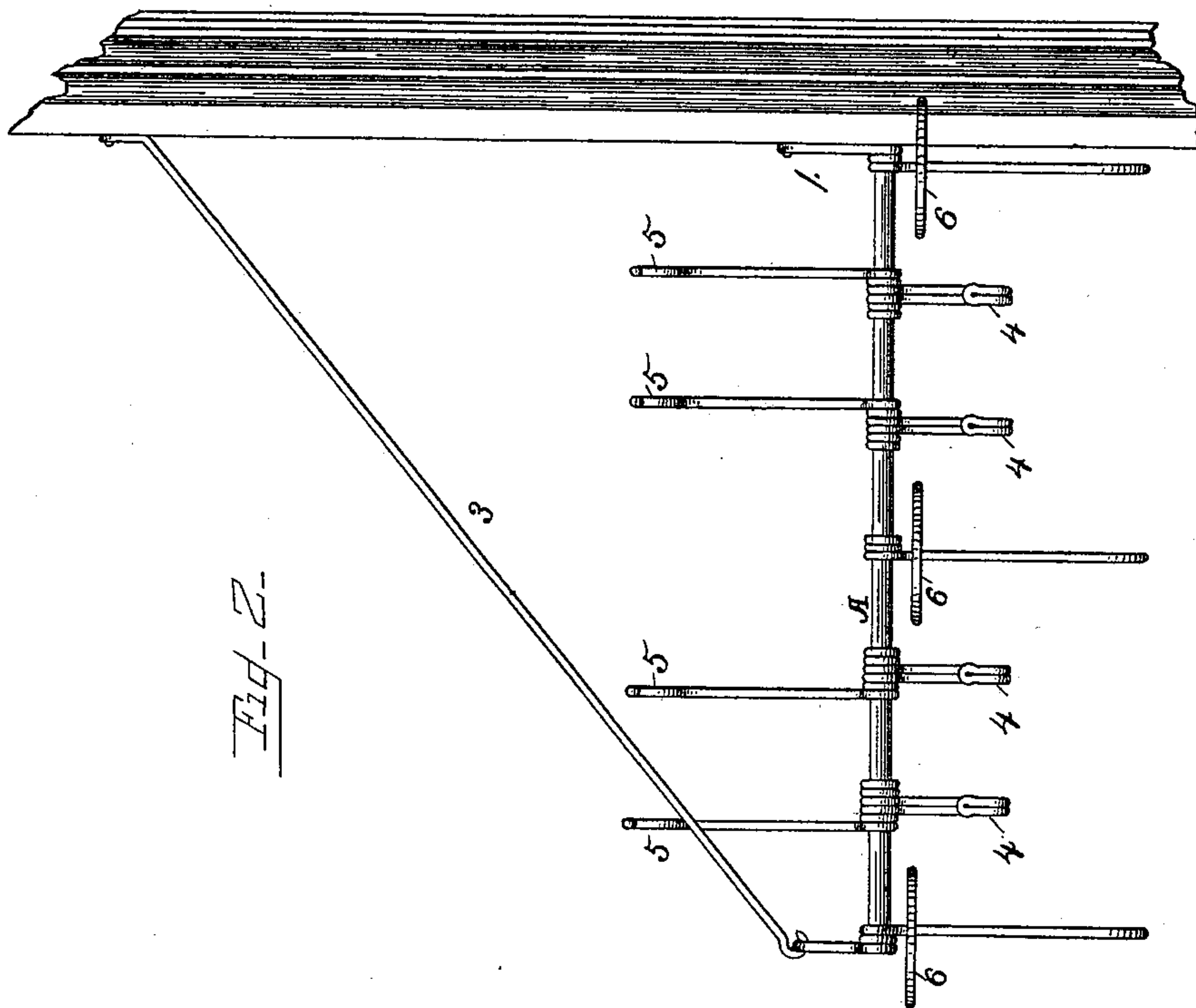


Fig. 2—

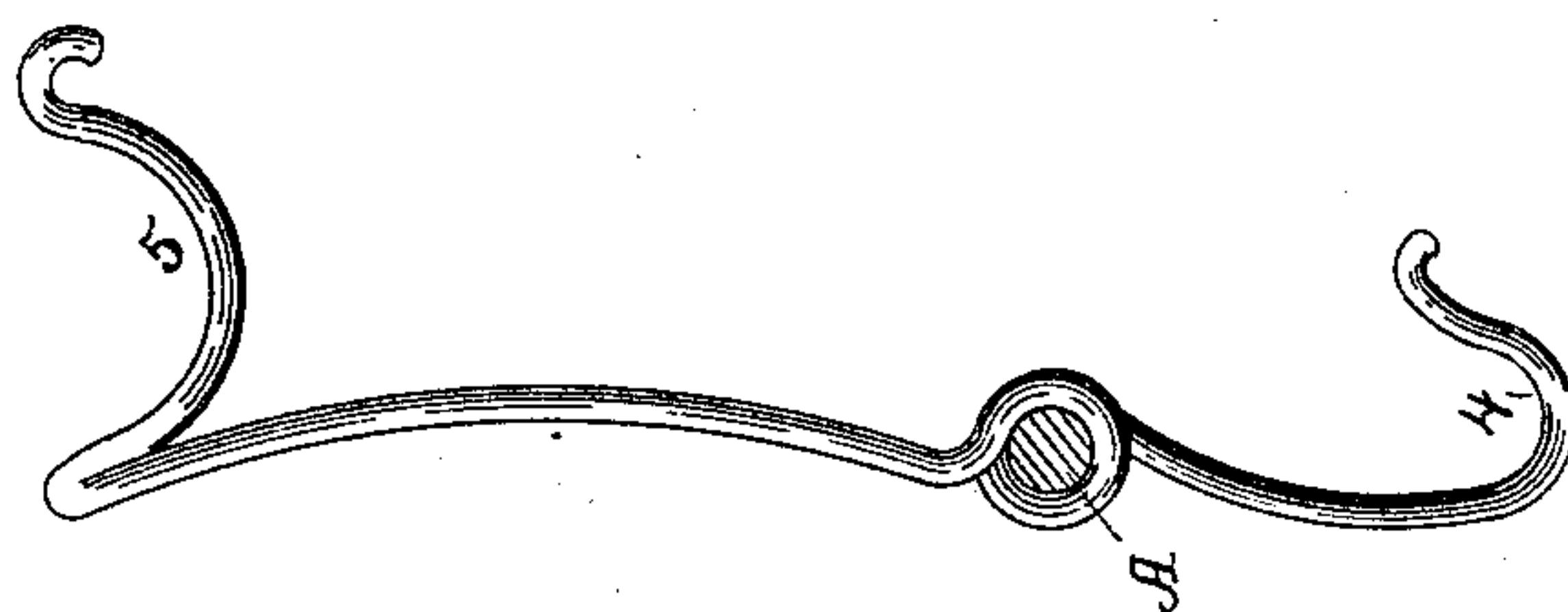


Fig. 4—

Witnesses

G. A. Tauberschmitt.
Wm. H. Bates.

Inventor

Chas. T. Gardner

By *his* Attorney *A. G. Heyman*

UNITED STATES PATENT OFFICE.

CHARLES T. GARDNER, OF OSWEGO, NEW YORK, ASSIGNOR TO FRANCES
EMILY GARDNER, OF SAME PLACE.

HAT AND COAT RACK.

SPECIFICATION forming part of Letters Patent No. 405,729, dated June 25, 1889.

Application filed September 22, 1887. Serial No. 250,388. (No model.)

To all whom it may concern:

Be it known that I, CHARLES T. GARDNER, a citizen of the United States of America, residing at Oswego, in the county of Oswego, in the State of New York, have invented a new and useful Hat and Coat Rack, of which the following is a specification.

My invention has relation to improvements in supports for hanging garments on and for laying up and holding umbrellas, canes, and other small and light articles; and the object is to provide a rack or supporting device of the kind named which is of simple and durable construction, and which may be readily and conveniently attached to or suspended from or against a plane vertical surface, or held by a support specially provided in the nature of a supporting rod or bracket against the projecting edge of a window or door frame.

My invention consists in the novel construction of parts and their combination in a novel and improved article of manufacture, as will be hereinafter fully described, and specially as the same is pointed out in the claims made hereto.

I have fully and clearly illustrated my invention in the accompanying drawings, wherein—

Figure 1 is a perspective of my improved device detached from the support. Fig. 2 is a front view in elevation, showing the rack attached to the side edge of a door or window frame. Fig. 3 shows the rack supported by screw-plates to a vertical surface, and Fig. 4 is a detail view of the coat-hook and umbrella-support made from a single wire.

Reference being had to the drawings, A designates the supporting-rod, which consists, preferably, of a metal rod of about three-eighths of an inch in diameter, which may have the ends struck up and perforated to receive fastening screws or nails; or, in other instances, the struck-up ends may be left off and the rod secured by screw-plates 2, fastened on the vertical surface, with the rod under them, as shown in Figs. 1 and 3 of the drawings.

To provide means for attaching the rack to the edge of a door-frame or to a window-frame, I form the hat-support at the end with the wire extended and formed with an eye to take a nail or screw, as shown in Fig. 2 of the drawings at 1. A hanging-rod 3 supports the device by hooking one end in the outer end of

the supporting-rod and attaching the other end to the door or window frame, as shown.

At suitable distances apart on the supporting-rod A are arranged coat-hooks 4. These coat-hooks consist of wires having their ends wrapped about the supporting-rod, then carried down into loops, having the strands brought close together and formed into hooks, the free ends of the strands being wrapped in turn about the supporting-rod and then extended vertically and formed with a curved outer part, forming a support or rack to support canes and umbrellas, as at 5.

In order that the rack may meet all the uses desired of such a utensil or article, I provide hat-supports 6. These consist of wires having one end wrapped about the supporting-rod A, and the strand then curved down and upward, as shown, and the free ends formed into rings or seats horizontally arranged, forming supports on which dress hats may be conveniently and safely disposed.

What I claim is—

1. As an improved article of manufacture, consisting of a straight supporting-rod A, the garment-supporting hooks 4, formed of a single wire having one end wrapped about the supporting-rod, then formed into a hook, and the free end then wrapped about the supporting-rod and the strand carried up and formed into an umbrella-support 5, and the hat-supports 6, consisting of a wire having one end wrapped about the supporting-rod and the strand carried down and up and the free end formed into a ring or seat, substantially as and for the purpose specified.

2. The garment-hook and umbrella-support herein described, composed of a single piece of wire formed with an eye in the middle to take a horizontally-arranged supporting-rod, and having a depending garment-hook and a vertically-arranged umbrella-support, substantially as described.

In witness whereof I have hereunto set my hand in the presence of two attesting witnesses.

CHARLES T. GARDNER.

Attest:

S. M. COON,
J. D. HIGGINS.